

The Approximate Capacity Region of the Gaussian Z-Interference Channel with Conferencing Encoders

Hossein Bagheri, Abolfazl S. Motahari, and Amir K. Khandani

Department of Electrical and Computer Engineering, University of Waterloo

Emails: {hbagheri, abolfazl, khandani}@cst.uwaterloo.ca

Abstract

A two-user Gaussian Z-Interference Channel (GZIC) is considered in which encoders are connected through noiseless links with finite capacities. In this setting, prior to each transmission block, the encoders communicate with each other over the cooperative links. The capacity region of the channel is characterized within 1.5 bits per user. To obtain the result, genie-aided upper bounds on the sum-capacity and cut-set bounds on the individual rates are compared with the achievable rate region. In the interference-limited regime, the achievable scheme enjoys a simple type of Han-Kobayashi signalling, together with the zero-forcing, and basic relaying techniques. In the noise-limited regime, it is shown that treating interference as noise achieves the capacity region up to 1 bit per user.

I. INTRODUCTION

Interference limits the throughput of a network consisting of multiple non-cooperative transmitters intending to convey independent messages to their corresponding receivers through a common bandwidth. The way interference is usually dealt with is by either treating it as noise or preventing it by associating different orthogonal dimensions, e.g. time or frequency division, to different users. Since interference has structure, it is possible for a receiver to decode some part of the interference and remove it from the received signal. This is, in fact, the coding scheme proposed by Han-Kobayashi (HK) for the two-user Gaussian Interference Channel (GIC) [1]. The two-user GIC provides a simple example showing that a single strategy against interference is not optimal. In fact, one needs to adjust the strategy according to the channel parameters [2]–[4]. However, a single suboptimal strategy can be proposed to achieve up to 1 bit per user of the capacity region of the two-user GIC [5].

If the senders can cooperate, interference management can be done more effectively through cooperation. Cooperative links can be either orthogonal or non-orthogonal to the shared medium. In this work, orthogonal cooperation is considered. In addition, in order to understand some fundamental aspects of the optimal coding scheme (in

Financial support provided by Nortel and the corresponding matching funds by the Natural Sciences and Engineering Research Council of Canada (NSERC), and Ontario Ministry of Research & Innovation (ORF-RE) are gratefully acknowledged.

the constant gap to the capacity region sense), the GZIC is investigated in which one transmitter-receiver pair is interference-free (see Fig. 1.).

Prior Works. Transmitter coordination over orthogonal links is studied for different scenarios with two transmitters (cf. [6]–[14]). The capacity region of the Multiple Access Channel (MAC) with cooperating encoders is derived in [6], where cooperation is referred to as *conference*. Several achievable rate regions are proposed for the GIC with bidirectional transmitter and receiver cooperation [7]. In the transmit cooperation, the entire message of each transmitter is decoded by the other cooperating transmitter, which apparently limits the performance of the scheme to the capacity of the involved cooperative link. The capacity regions of the compound MAC with conferencing encoders and the GIC with degraded message set, under certain strong interference conditions, are obtained in [8]. The GIC with degraded message set is also termed *Gaussian Cognitive Radio* (GCR) in the literature [9]. The GCR can be considered as an GIC with unidirectional orthogonal cooperation, in which the capacity of the cooperative link is infinity.¹ The capacity region of the GCR is established for the weak interference regime in [10], [11]. Recently, the capacity region of the GCR is characterized within 1.87 bits for all ranges of the channel parameters [12]. Furthermore, the sum-capacity of the symmetric GIC with unidirectional, and bidirectional cooperation is approximated up to 2, and 2.13 bits, respectively [13], [14]. The achievable schemes are based on a simple HK scheme, cooperative communication, and zero-forcing. For non-orthogonal cooperative links, an achievable rate region is proposed in [15], and the sum-capacity of the GIC is determined up to 18 bits [16]. Recently, in a parallel and independent work, the capacity region of the GIC with bidirectional cooperation is characterized within 6.5 bits [20].²

Contributions. Simple achievable schemes based on HK, relaying and zero-forcing techniques are shown to achieve the capacity region within 2 bits per user for *all* channel parameters.³ In this paper, some important features of the problem are explored one-by-one, and appropriate achievable schemes are proposed accordingly. In particular, in the first step, GZIC with unidirectional cooperation is considered. It is demonstrated that the HK scheme together with zero-forcing or relaying can achieve the capacity region up to 1.5 bits per user. Then, based on the observations made in the unidirectional case, the capacity region of the GZIC with bidirectional cooperation is determined up to 1.5 bits per user. In the achievable schemes, proper power allocation over the employed codewords plays an essential role to achieve the result. Linear Deterministic Model (LDM) proposed in [18] is incorporated to attain the proper power allocation. When the noise is the performance-limiting factor instead of the interference, it is shown that treating interference as noise, and not using the cooperative links, achieves within 1 bit of the capacity region of the channel for all channel parameters.

¹Technically, the capacity of the cooperative link needs to be equal to the message rate of the user sending data via the cooperative link [6].

²An earlier version of our work containing all the results is reported in Library and Archives Canada Technical Report UW-ECE 2010-04, Feb. 2010 [19].

³It is remarked that the binning technique [17] can be used at the encoder corresponding to the receiver with interference, to precode its message against the known interference. This, in general, could enlarge the achievable rate region. However, it is shown that one can achieve the capacity region within 1.5 bits without the binning.

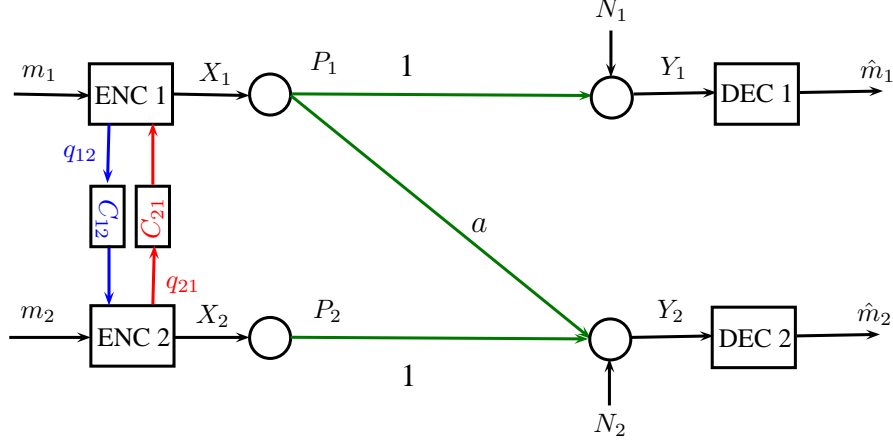


Fig. 1. The Z-Interference Channel with Conferencing Encoders. The cooperation links are orthogonal to each other and to the communication medium as shown with different colors in the figure. In the proposed achievable schemes, the cooperative links with capacities C_{12} , and C_{21} are used for zero-forcing, and relaying purposes, respectively.

Notation. Throughout the paper, all logarithms are to base 2, and $\mathcal{C}(P) \triangleq \frac{1}{2} \log(1 + P)$. The set of ϵ jointly typical sequences is represented by $A_\epsilon^{(n)}$.

II. SYSTEM MODEL AND PRELIMINARIES

In this work, a two-user GZIC with partial transmit cooperation, as depicted in Fig. 1, is considered. The model consists of two transmitter-receiver pairs, in which each transmitter wishes to convey its own data to its corresponding receiver. There exist two noiseless cooperative links with capacities C_{12} and C_{21} , respectively from Encoder 1 to Encoder 2 and vice versa. It is assumed that all nodes are equipped with a single antenna. The input-output relationship for this channel in standard form is expressed as [21]:

$$\begin{aligned} Y_1 &= X_1 + N_1, \\ Y_2 &= aX_1 + X_2 + N_2, \end{aligned} \quad (1)$$

where $a \geq 0$, and for $i \in \{1, 2\}$, $N_i \sim \mathcal{N}(0, 1)$, i.e., is the Gaussian noise with zero mean and unit variance. The average power constraint of the transmitters are respectively P_1 and P_2 , i.e., $\mathbb{E}[|X_i^2|] \leq P_i$. The full channel state information is assumed to be available at both the transmitters and the receivers.

For a given block length n , Encoder $i \in \{1, 2\}$ sends its own (random) message index m_i from the index set $\mathcal{M}_i = \{1, 2, \dots, M_i = 2^{nR_i}\}$ with rate R_i [bits/channel use]. Each pair (m_1, m_2) occurs with the same probability $\frac{1}{M_1 M_2}$. The result of the conference between the two encoders is two codewords q_{12}^n, q_{21}^n , where for $j \in \{1, 2\}$, $i \neq j$, and each time index $t \in \{1, \dots, n\}$, $q_{ij}[t]$ is only a function of $(m_i, q_{ji}[1], \dots, q_{ji}[t-1])$. The encoding function f_i maps the message index m_i and q_{ji}^n into a codeword X_i^n chosen from codebook C_i . Therefore:

$$\begin{aligned} X_1^n &= f_1(m_1, q_{21}^n), \\ X_2^n &= f_2(m_2, q_{12}^n). \end{aligned} \quad (2)$$

The codewords in each codebook must satisfy the average power constraint $\frac{1}{n} \sum_{t=1}^n |X_i[t]|^2 \leq P_i$. Each decoder uses a decoding function $g_i(Y_i^n)$ to decode its desired message index m_i based on its received sequence. Let \hat{m}_i be the output of the decoder. The average probability of error for each decoder is: $P_{e_i} = \mathbb{E}[\text{Prob}(\hat{m}_i \neq m_i)]$. A rate pair (R_1, R_2) is said to be achievable when there exists an $(M_1, M_2, n, P_{e_1}, P_{e_2})$ -code for the GZIC consisting of two encoding functions $\{f_1, f_2\}$ and two decoding functions $\{g_1, g_2\}$ such that for sufficiently large n :

$$\begin{aligned} R_1 &\leq \frac{1}{n} \log(M_1), \\ R_2 &\leq \frac{1}{n} \log(M_2), \\ P_e &\leq \epsilon. \end{aligned}$$

In the above, $P_e = \max(P_{e_1}, P_{e_2})$ and $\epsilon \geq 0$ is a constant that can be chosen arbitrarily small. The capacity region of the GZIC with conferencing encoders is the closure of the set of achievable rate pairs. The boundary of the achievable region \mathcal{R} is said to be within (Δ_1, Δ_2) of the boundary of the upper bound region \mathcal{R}^{up} if for any pair $(R_1^{\text{up}}, R_2^{\text{up}})$ on the boundary of the outer bound, there exists a pair (R_1, R_2) on the achievable region such that $R_1^{\text{up}} - R_1 \leq \Delta_1$, and $R_2^{\text{up}} - R_2 \leq \Delta_2$. In this case, the achievable scheme leading to the region \mathcal{R} is referred to as $\mathcal{R}(\Delta_1, \Delta_2)$ achievable.

If the regions associated with \mathcal{R}^{up} and $\mathcal{R}(\Delta_1, \Delta_2)$ are piecewise linear, each rate constraint in the achievability scheme is compared to its corresponding constraint in the upper bound. Defining $\delta_{R_1} \triangleq R_1^{\text{up}} - R_1$, we have $\delta_{R_1} \leq \Delta_1$. Similarly, for any $i, j \in \{1, 2, \dots\}$, we have $\delta_{iR_1+jR_2} \leq i\Delta_1 + j\Delta_2$.

In this work, the interference-limited regime is mainly investigated, *i.e.*, $a^2 P_1 \geq 1$. Gaussian codebooks are employed throughout this paper.

III. UPPER BOUNDS

Lemma 1: The following region is an upper bound on the capacity region of the GZIC:

$$R_1^{\text{up}} \leq \mathcal{C}(P_1) \tag{3}$$

$$R_2^{\text{up}} \leq \mathcal{C}(P_2) + C_{21} \tag{4}$$

$$R_2^{\text{up}} \leq \mathcal{C}(2a^2 P_1 + 2P_2) \tag{5}$$

$$R_1^{\text{up}} + R_2^{\text{up}} \leq \mathcal{C}\left(\frac{\max\{1-a^2, 0\}P_1}{1+a^2 P_1}\right) + \mathcal{C}(2a^2 P_1 + 2P_2) + C_{12} \tag{6}$$

$$R_1^{\text{up}} + R_2^{\text{up}} \leq \mathcal{C}(P_1 P_2 + P_1(1 + 2a^2) + 2P_2). \tag{7}$$

Proof: The first three bounds are simple applications of cut-set bounds at Transmitter 1, Transmitter 2, and Receiver 2, respectively. The sum-rate upper bounds are the tailored version of the bounds obtained for the GIC with conferencing encoders in [14]. ■

IV. UNIDIRECTIONAL COOPERATION

To gain some insight into the essential ingredients of an appropriate achievable scheme, first, it is assumed that one of the cooperative links has zero capacity. Depending on which capacity is zero, two scenarios can occur (see also Fig. 2):

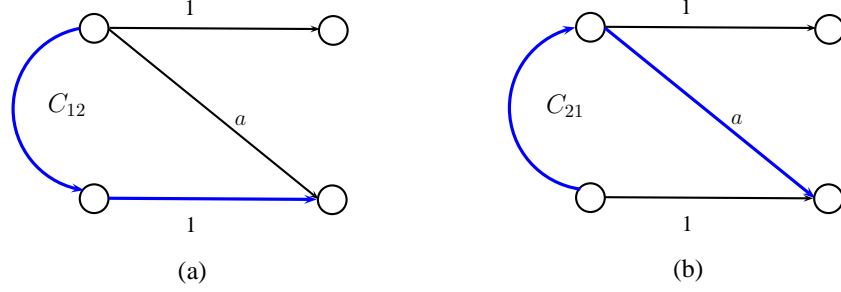


Fig. 2. Unidirectional Cooperation: (a) Zero-Forcing Scenario, (b) Relaying Scenario. The blue color represents the route of zero-forcing/relaying.

- 1) $C_{21} = 0$ termed as zero-forcing scenario.
- 2) $C_{12} = 0$ termed as relaying scenario.

A. Zero-Forcing Scenario ($C_{21} = 0$)

In this scenario, Transmitter 2 utilizes C_{12} to cancel the known part of the interference (Fig. 2 (a)). The rest of the signalling is similar to the one proposed for the conventional GIC [5]. In other words, Encoder 1 makes use of three independent codebooks, namely private codebooks C_1^p and C_1^z , and common codebook C_1^c , with corresponding codewords X_{1p} , X_{1z} , X_{1c} . Encoder 2 uses two private codebooks C_2^p and C_1^z . X_{1z} is available at both transmitters via the cooperative link and zero-forced at the second receiver. Since Transmitter 2 does not cause any interference on Receiver 1, there is no need to include a common codebook for user 2. The transmit signals are represented as follows:

$$\begin{aligned} X_1 &= X_{1p} + X_{1c} + X_{1z}, \\ X_2 &= X_{2p} - aX_{1z}. \end{aligned} \tag{8}$$

Decoders decide on the codeword indices i, j, k , and l according to:

- Decoder 1: $(X_{1p}(i), X_{1z}(j), X_{1c}(k), Y_1) \in A_e^{(n)}$,
- Decoder 2: $(X_{1c}(k), X_{2p}(l), Y_2) \in A_e^{(n)}$.

The resulting rate constraints from error analysis at Decoder 1 are:

$$\begin{aligned} R_{1p} &\leq \mathcal{C}(P_{1p}) \\ R_{1z} &\leq \min \{ \mathcal{C}(P_{1z}), C_{12} \} \\ R_{1c} &\leq \mathcal{C}(P_{1c}) \\ R_{1p} + R_{1z} &\leq \mathcal{C}(P_{1p} + P_{1z}) \\ R_{1p} + R_{1c} &\leq \mathcal{C}(P_{1p} + P_{1c}) \\ R_{1z} + R_{1c} &\leq \mathcal{C}(P_{1z} + P_{1c}) \\ R_{1p} + R_{1z} + R_{1c} &\leq \mathcal{C}(P_1), \end{aligned}$$

and the constraints for Decoder 2 are:

$$\begin{aligned} R_{2p} &\leq \mathcal{C}\left(\frac{P_{2p}}{2}\right) \\ R_{2p} + R_{1c} &\leq \mathcal{C}\left(\frac{a^2 P_{1c} + P_{2p}}{2}\right). \end{aligned}$$

Note that there is no individual rate constraint on R_{1c} at Decoder 2, since the joint typical decoder does not declare an error in the case that only X_{1c} is wrongly decoded [22]. Fourier-Motzkin Elimination (FME) [23] is applied to obtain the constraints in terms of $R_1 \triangleq R_{1p} + R_{1z} + R_{1c}$, and $R_2 \triangleq R_{2p}$. After removing the redundant inequalities due to the polymatroid structure of the rate constraints at each decoder, the achievable rate region becomes

$$R_1 \leq \min\{\mathcal{C}(P_1), \mathcal{C}(P_{1p} + P_{1c}) + C_{12}\} \quad (9)$$

$$R_2 \leq \mathcal{C}\left(\frac{P_{2p}}{2}\right) \quad (10)$$

$$R_1 + R_2 \leq \min\{\mathcal{C}(P_{1p} + P_{1z}), \mathcal{C}(P_{1p}) + C_{12}\} + \mathcal{C}\left(\frac{a^2 P_{1c} + P_{2p}}{2}\right). \quad (11)$$

The following observations are utilized to attain a suitable power allocation:

- Since X_{1p} is treated as noise at Receiver 2, we set $P_{1p} = \frac{1}{a^2}$ in order to receive X_{1p} at the level of the Gaussian noise at Receiver 2 [5].
- To make R_2 close to R_2^{up} , i.e., $\mathcal{C}(P_2)$, we impose the constraint $\frac{P_2}{2} \leq P_{2p}$.
- To make R_1 in Eq. (9) close to R_1^{up} , i.e., $\mathcal{C}(P_1)$, we enforce $\frac{P_1 - P_{1p}}{2} \leq P_{1c}$. This requirement is more pronounced when $C_{12} = 0$.

For the last two items, the factor 2 in the denominators ensures a maximum loss of 0.5 bit compared to the case of $P_{2p} = P_2$, and $P_{1c} = P_1 - P_{1p}$. Therefore, to satisfy the above constraints, we select P_{1z} according to:

$$P_{1z} = \min\left(\frac{P_1 - P_{1p}}{2}, \frac{P_2}{2a^2}\right). \quad (12)$$

Lemma 2: The above achievable scheme is $\mathcal{R}(0.5, 1)$ achievable.

Proof: See Appendix A. ■

V. RELAYING SCENARIO

Here, it is assumed that $C_{12} = 0$. In this scenario, C_{21} is employed to help Encoder 1 relay some information for user 2 (Fig. 2 (b)). Based on the relaying capability (the relay power $a^2 P_1$ and the relay to destination channel gain a), three cases are recognized in this setup and for each case, a different achievable scheme is proposed:

- Non Cooperative Case: $a^2 P_1 \leq P_2 + 1$,
- Common Cooperative Case: $P_2 + 1 < a^2 P_1$, $a^2 \leq P_2 + 1$,
- Private-Common Cooperative Case: $P_2 + 1 < a^2 P_1$, $P_2 + 1 < a^2$.

Before we continue to describe the achievable schemes, we stress that throughout the paper, we aim to keep the achievable schemes simple, at the expense of a slight increase in the gap from the upper bound.

A. Non Cooperative Case: $a^2 P_1 \leq P_2 + 1$

In this case, the cooperation link is not used because it can at most enhance R_2 by half a bit. The signaling is similar to the HK signaling developed for the GIC:

$$\begin{aligned} X_1 &= X_{1p} + X_{1c}, \\ X_2 &= X_{2p}, \end{aligned} \tag{13}$$

and the decoding rules are:

- Decoder 1: $(X_{1p}(i), X_{1c}(j), Y_1) \in A_\epsilon^{(n)}$,
- Decoder 2: $(X_{1c}(j), X_{2p}(k), Y_2) \in A_\epsilon^{(n)}$,

which lead to the following rate constraints at Decoder 1 and Decoder 2:

Decoder 1:

$$\begin{aligned} R_{1p} &\leq \mathcal{C}(P_{1p}) \\ R_{1c} &\leq \mathcal{C}(P_{1c}) \\ R_1 &\leq \mathcal{C}(P_1), \end{aligned}$$

Decoder 2:

$$\begin{aligned} R_2 &\leq \mathcal{C}\left(\frac{P_2}{2}\right) \\ R_2 + R_{1c} &\leq \mathcal{C}\left(\frac{P_2 + a^2 P_{1c}}{2}\right). \end{aligned}$$

We set $P_{1p} = \frac{1}{a^2}$, and $P_{1c} = P_1 - \frac{1}{a^2}$ [5]. It is straightforward to prove the following region, which is obtained by applying FME is $\mathcal{R}(0, 1.5)$ achievable:

$$\begin{aligned} R_1 &\leq \mathcal{C}(P_1) \\ R_2 &\leq \mathcal{C}\left(\frac{P_2}{2}\right) \\ R_1 + R_2 &\leq \mathcal{C}\left(\frac{1}{a^2}\right) + \mathcal{C}\left(\frac{a^2 P_1 + P_2 - 1}{2}\right). \end{aligned} \tag{14}$$

The sum-rate is compared to the upper bound (6). As in the conventional GIC, for $1 < a$, the private signal is not needed, and therefore, $\mathcal{R}(0, 1)$ is achievable.

B. Common Cooperative Case: $P_2 + 1 < a^2 P_1, a^2 \leq P_2 + 1$

For this case, in addition to the signals transmitted in the non cooperative case, user 1 relays some data, communicated over the cooperative link, for user 2. The signaling is as follows:

$$\begin{aligned} X_1 &= X_{1p} + X_{1c} + X_{2r}, \\ X_2 &= X_{2p}. \end{aligned} \tag{15}$$

To find out how to treat X_{2r} at Receiver 1, and how to allocate power between X_{1c} and X_{2r} , the deterministic model, shown in Fig. 3, is used. The model demonstrates the power level interaction of the interfering signals

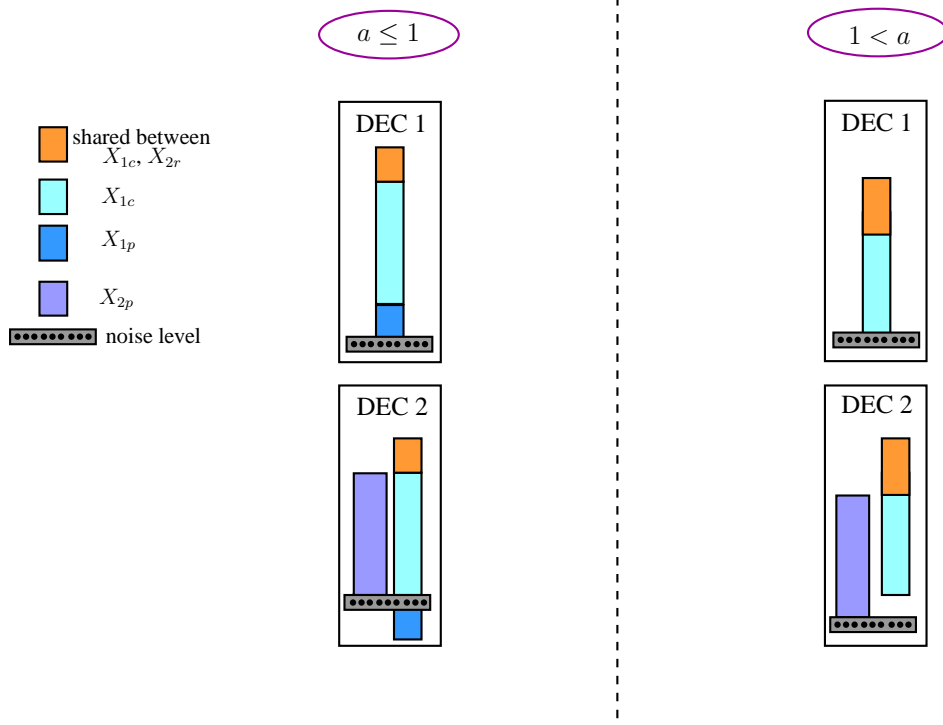


Fig. 3. LDM for GZIC with $C_{12} = 0$: Common Cooperative Case. The received power level at each receiver is shown for $a \leq 1$, and $1 < a$ situations. Different color codes represent different signals. The signals with the same power level should be decoded jointly.

according to the channel parameters. In the figure, the signals associated with different color codes are independent. Since, X_{1p} is received below the noise level of Decoder 2, it is considered as noise at that receiver. When two signals are at the same power level at a decoder, they need to be decoded jointly at that receiver. It is clear that there is not much benefit having two signals with the same power level intended for the same receiver.⁴ Having said that, it is noticed that the relayed signal has to share its power level with the common signal of user 1 to not limit the user 1's rate by P_2 (see power levels at Dec 2 in Fig. 3.). Therefore, the relayed signal should be considered as a common signal and decoded at both receivers. The decoding rules are:

- Decoder 1: $(X_{1p}(i), X_{1c}(j), X_{2r}(k), Y_1) \in A_\epsilon^{(n)}$,
- Decoder 2: $(X_{1c}(j), X_{2r}(k), X_{2p}(l), Y_2) \in A_\epsilon^{(n)}$.

For allocating power among the codebooks, LDM suggests X_{2r} and X_{1c} have the same power level. Hence, we set $P_{2p} = P_2$, $P_{2r} = P_{1c} = \frac{P_1 - P_{1p}}{2}$, where $P_{1p} = \frac{1}{a^2}$ for $a \leq 1$, and $P_{1p} = 0$ otherwise.

⁴One can infer that in the non cooperative case, the relayed signal is not required. This is because in the corresponding LDM (not shown in the paper), X_{2p} and X_{2r} share the same power level.

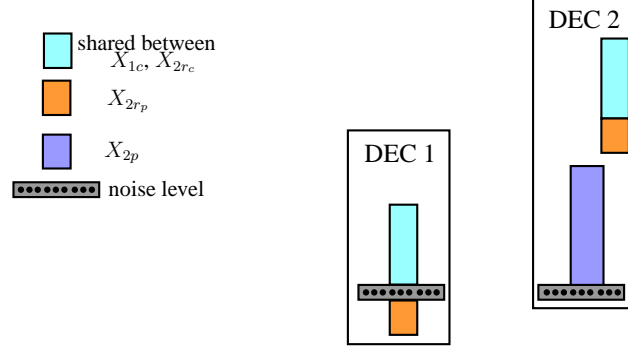


Fig. 4. LDM for GZIC with $C_{12} = 0$: Private-Common Cooperative Case.

Lemma 3: The following region is $\mathcal{R}(0.5, 1.5)$, and $\mathcal{R}(0.5, 1)$ achievable for $a \leq 1$, and $1 < a$ cases, respectively:⁵

$$\begin{aligned}
 R_1 &\leq \mathcal{C}\left(\frac{P_1 + P_{1p}}{2}\right) \\
 R_2 &\leq \mathcal{C}\left(\frac{P_2}{2}\right) + C_{21} \\
 R_2 &\leq \mathcal{C}\left(\frac{a^2(P_1 - P_{1p}) + 2P_2}{4}\right) \\
 R_1 + R_2 &\leq \mathcal{C}(P_1) + \mathcal{C}\left(\frac{P_2}{2}\right) \\
 R_1 + R_2 &\leq \mathcal{C}(P_{1p}) + \mathcal{C}\left(\frac{a^2(P_1 - P_{1p}) + P_2}{2}\right) - \frac{1}{2}.
 \end{aligned} \tag{16}$$

Proof: See Appendix B. ■

C. Private-Common Cooperative Case: $P_2 < a^2 P_1, P_2 + 1 < a^2$

For this case, the corresponding LDM shown in Fig. 4 illustrates that since a is quite large, Transmitter 1 can spend a small amount of power *i.e.*, less than 1 unit to relay the signal X_{2rp} for user 2 without decoding requirement at Receiver 1. This technique can be considered as the counterpart of the transmission at the noise level originally proposed for the conventional GIC, and used in this paper for $a \leq 1$ configurations. This model also suggests that a common signal, named X_{2rc} needs to be relayed for user 2 similar to the $a^2 \leq P_2 + 1$ case. Therefore, the following signalling is used:

$$\begin{aligned}
 X_1 &= X_{1c} + X_{2rp} + X_{2rc}, \\
 X_2 &= X_{2p},
 \end{aligned} \tag{17}$$

where X_{1c}, X_{2rc} are common signals and X_{2p}, X_{2rp} are private signals for user 2. The decoding rules are:

- Decoder 1: $(X_{1c}(i), X_{2r}(j), Y_1) \in A_\epsilon^{(n)}$,
- Decoder 2: $(X_{1c}(i), X_{2r}(j), X_{2p}(k), X_{2p}(l), Y_2) \in A_\epsilon^{(n)}$.

⁵For $1 < a$ the second condition for R_2 is redundant.

To avoid the complexity of jointly decoding four signals, at Receiver 2, first X_{1c}, X_{2rc}, X_{2rp} are jointly decoded assuming X_{2p} as noise, and then X_{2p} decoded. To appropriately allocate the power of Transmitter 1 to different codebooks, the LDM suggests to provide $\min\{1, P_1\}$ amount of power for X_{2rp} transmission. Since this signal is received below the noise level of Receiver 1, there is no much cost associated with its transmission, and therefore, it can be considered as the first signal to get its share of power. The rest of the power is equally distributed between X_{1c} and X_{2rc} as the case for $a^2 \leq P_2 + 1$. One question to answer is how to divide the capacity C_{21} between X_{2rp} and X_{2rc} ? Again we give the priority to X_{2rp} , and name its share of the cooperative capacity, C' . Below, $P_1 \leq 1$, and $1 < P_1$ cases are considered, respectively.

If $P_1 \leq 1$, we set $P_{2rp} = P_1$, $P_{1c} = P_{2rc} = 0$, and $C' = C_{21}$. It is easy to show $(0, \min\{\mathcal{C}(P_2) + C_{21}, \mathcal{C}(a^2 P_1 + P_2)\})$ is achievable. Comparing this rate pair with the upper bounds (3)-(6) proves that $\mathcal{R}(0.5, 0.5)$ is achievable.

Now, it is assumed that $1 < P_1$. We set $P_{2rp} = 1$, $P_{1c} = P_{2rc} = \frac{P_1 - 1}{2}$, and $P_{2p} = P_2$. The decoding error analysis of Appendix C states that $R_{2rp} \leq \mathcal{C}(\frac{a^2}{P_2 + 1})$, and therefore, we set $C' = \min\{\mathcal{C}(\frac{a^2}{P_2 + 1}), C_{21}\}$.

Lemma 4: The following region is $\mathcal{R}(1, 0.5)$ achievable:

$$\begin{aligned} R_1 &\leq \mathcal{C}\left(\frac{P_1 - 1}{4}\right) \\ R_2 &\leq \mathcal{C}(P_2) + C_{21} \\ R_1 + R_2 &\leq \mathcal{C}(a^2 P_1 + P_2) - \frac{1}{2}. \end{aligned} \tag{18}$$

Proof: See Appendix C. ■

VI. BIDIRECTIONAL COOPERATION

Now, it is assumed that both of C_{12} and C_{21} can be non-zero. C_{12} and C_{21} are respectively used for the zero-forcing and relaying purposes as suggested in the unidirectional case. Based on the observations obtained in the unidirectional cooperation case, achievable schemes are proposed to characterize the capacity region of the GZIC with bidirectional cooperation. Five scenarios are possible:

- $a^2 P_1 \leq 1$: It is explained that treating interference as noise makes $\mathcal{R}(0, 1)$ achievable.
- $1 \leq a^2 P_1 \leq P_2 + 1$: C_{21} is not used in this regime, *i.e.*, Transmitter 1 does not relay any signal for user 2. Appendix D-A shows $\mathcal{R}(0.5, 1.5)$ is achievable for this case.
- $P_2 + 1 \leq a^2 P_1, a^2 \leq 1$: A compressed version of user 1's private signal is zero-forced at Receiver 2 to show $\mathcal{R}(0.5, 1.5)$ is achievable. Compression is used to avoid decoding four signals at Receiver 1.
- $P_2 + 1 \leq a^2 P_1, 1 \leq a^2 \leq P_2 + 1$: In this regime, simply a combination of zero-forcing and relaying techniques used in unidirectional case is used to prove $\mathcal{R}(1, 1.21)$ is achievable.
- $P_2 + 1 \leq a^2 P_1, P_2 + 1 \leq a^2$: The same scheme proposed for $C_{12} = 0$ makes $\mathcal{R}(1, 0.5)$ achievable. The gap analysis of Appendix C is also valid for the case of $C_{12} > 0$.

In the following, the first, third and fourth scenarios are further elucidated.

A. $a^2 P_1 \leq 1$

Treating interference as noise and not using the cooperative links lead to the following $\mathcal{R}(0, 1)$ achievable region:

$$R_1 \leq \mathcal{C}(P_1) \quad (19)$$

$$R_2 \leq \mathcal{C}\left(\frac{P_2}{a^2 P_1 + 1}\right). \quad (20)$$

To prove the gap, we note that

$$(3) - (19) = 0$$

$$(5) - (20) \leq \mathcal{C}(a^2 P_1 + P_2) - \mathcal{C}\left(\frac{a^2 P_1 + P_2 - 1}{2}\right) \leq 1.$$

B. $P_2 + 1 \leq a^2 P_1, a \leq 1$

A natural generalization of the schemes proposed for the unidirectional cooperation case, is to consider the following signalling:

$$X_1 = X_{1p} + X_{1c} + X_{1z} + X_{2r}, \quad (21)$$

$$X_2 = X_{2p} - aX_{1z},$$

where X_{2r} is decoded at both receivers. However, we note that four signals should be decoded at Receiver 1. To avoid the complexity of jointly decoding of four signals, user 1's private signal is compressed and sent to the other transmitter via the cooperation link with capacity C_{12} .⁶ Transmitter 2 zero-forces the compressed version of the signal. In particular, the following signalling is used:

$$X_1 = X_{1p} + X_{1c} + X_{2r}, \quad (22)$$

$$X_2 = X_{2p} - \hat{X}_{1p},$$

where aX_{1p} is compressed with distortion 1, *i.e.*, $aX_{1p} = \hat{X}_{1p} + Z$, with $Z \sim \mathcal{N}(0, 1)$. The compression, imposes the constraint $\mathcal{C}(a^2 P_{1p} - 1) \leq C_{12}$. For the power allocation, it is recalled from the unidirectional cooperation case that at most half of Transmitter's 2 power is allocated for zero-forcing to not harm it's own maximum rate by more than half a bit. Therefore, the following power allocation is considered:

$$P_{1p} = \frac{\min\{2^{2C_{12}}, \frac{P_2}{2} + 1\}}{a^2},$$

$$P_{1c} = P_{2r} = \frac{P_1 - P_{1p}}{2},$$

$$P_{2p} = P_2 - (a^2 P_{1p} - 1).$$

The term containing C_{12} is due to the compression rate constraint.

⁶Instead of the compression, one might sequentially decode (X_{1c}, X_{1z}, X_{2r}) , and X_{1p} , similar to the approach of section V-C.

Lemma 5: The following region is $\mathcal{R}(0.5, 1.5)$ achievable:

$$\begin{aligned}
R_1 &\leq \mathcal{C}(P_{1p} + P_{1c}) \\
R_2 &\leq \mathcal{C}\left(\frac{P_{2p}}{2}\right) + C_{21} \\
R_2 &\leq \mathcal{C}\left(\frac{P_{2p} + a^2 P_{2r}}{2}\right) \\
R_1 + R_2 &\leq \mathcal{C}(P_{1p}) + \mathcal{C}\left(\frac{P_{2p} + a^2(P_{1c} + P_{2r})}{2}\right) - \frac{1}{2}.
\end{aligned} \tag{23}$$

Proof: See Appendix D-B. ■

C. $P_2 + 1 \leq a^2 P_1, 1 \leq a^2 \leq P_2 + 1$

In this regime, the zero-forcing technique used for $C_{21} = 0$ and the relaying technique used for $C_{12} = 0$ are simply combined, *i.e.*,

$$\begin{aligned}
X_1 &= X_{1z} + X_{1c} + X_{2r}, \\
X_2 &= X_{2p} - aX_{1z}.
\end{aligned} \tag{24}$$

Similar to the unidirectional case, the following power allocation is used:

$$\begin{aligned}
P_{1z} &= \frac{P_2}{2a^2}, \\
P_{1c} = P_{2r} &= \frac{P_1 - P_{1z}}{2}, \\
P_{2p} &= \frac{P_2}{2}.
\end{aligned}$$

Lemma 6: The following region is $\mathcal{R}(1, 1.21)$ achievable:

$$R_1 \leq \mathcal{C}\left(\frac{P_1 + \frac{P_2}{2a^2}}{2}\right) \tag{25}$$

$$R_1 \leq \mathcal{C}\left(\frac{P_1 - \frac{P_2}{2a^2}}{2}\right) + C_{12} \tag{26}$$

$$R_2 \leq \mathcal{C}\left(\frac{P_2}{2}\right) + C_{21} \tag{27}$$

$$R_2 \leq \mathcal{C}\left(\frac{2a^2 P_1 + P_2}{4}\right) \tag{28}$$

$$R_1 + R_2 \leq \mathcal{C}(a^2 P_1) + C_{12} - \frac{1}{2} \tag{29}$$

$$R_1 + R_2 \leq \mathcal{C}(a^2 P_1) + \mathcal{C}\left(\frac{P_2}{2a^2}\right) - \frac{1}{2} \tag{30}$$

$$R_1 + R_2 \leq \mathcal{C}(P_1) + \mathcal{C}\left(\frac{P_2}{2}\right) - \frac{1}{2}. \tag{31}$$

Proof: See Appendix D-C. ■

VII. CONCLUSION

It has been shown that for GZIC with bidirectional cooperation, $\mathcal{R}(1, 1.5)$ is achievable. As another outcome of the gap analysis, the sum-capacity of the channel has been determined up to 2 bits. To obtain the results, basic communication techniques including Han-Kobayashi, zero-forcing, simple relaying, and transmission at the noise level schemes are employed. In addition, the decoding complexity of the utilized schemes is limited to jointly decoding of at most three independent signals at each receiver. It has been observed that unidirectional and bidirectional cooperation almost similarly perform (in the promised constant gap sense) in two scenarios:

- 1) C_{21} is not required when the relaying power is smaller than the direct transmission power, *i.e.*, $a^2 P_1 \leq P_2 + 1$.
- 2) C_{12} is not necessary when the relaying power and the relay gain are sufficiently large, *i.e.*, $P_2 + 1 \leq a^2 P_1$, and $P_2 + 1 \leq a^2$.

APPENDIX A

PROOF OF LEMMA 2

To simplify the gap analysis, it is noted that the following region is also achievable:

$$R_1 \leq \mathcal{C}\left(\frac{P_1}{2}\right) \quad (32)$$

$$R_2 \leq \mathcal{C}\left(\frac{P_2}{4}\right) \quad (33)$$

$$R_1 + R_2 \leq \mathcal{C}\left(\frac{1}{a^2}\right) + \mathcal{C}\left(\frac{a^2 P_1 - 1 + P_2}{4}\right) + C_{12} \quad (34)$$

$$R_1 + R_2 \leq \mathcal{C}\left(\frac{\min\{a^2 P_1 - 1, P_2\} + 2}{2a^2}\right) + \mathcal{C}\left(\frac{\max\{a^2 P_1 - 1, P_2\}}{4}\right). \quad (35)$$

To obtain this region, we use Eq. (12) and set $P_{1c} = \frac{P_1 - \frac{1}{a^2}}{2}$, and $P_{2p} = \frac{P_2}{2}$ in the achievable region (9)-(11). In the following, the region is compared to the upper bound to show that $\mathcal{R}(0.5, 1)$ is achievable:

$$(3) - (32) \leq 0.5$$

$$(4) - (33) \leq 1$$

$$(6) - (34) \leq 1.5$$

$$(3) + (4) - (35) \leq 1.5.$$

It is remarked that $R_{1p} < 1$ for the case of $1 < a$. Therefore, we can set $P_{1p} = 0$, *i.e.*, do not use X_{1p} to simplify the scheme. It can be shown that $\mathcal{R}(0.5, 0.5)$ is achievable for this case.

APPENDIX B

PROOF OF LEMMA 3

A. Achievability and Gap Analysis for $a \leq 1$

Defining $R_1 \triangleq R_{1p} + R_{1c}$, and $R_2 \triangleq R_{2p} + R_{2r}$, the decoding rules impose the following constraints:

Decoder 1:

$$R_{1p} \leq \mathcal{C}(P_{1p})$$

$$R_{1c} \leq \mathcal{C}(P_{1c})$$

$$R_1 \leq \mathcal{C}(P_{1p} + P_{1c})$$

$$R_{1p} + R_{2r} \leq \mathcal{C}(P_{1p} + P_{2r})$$

$$R_{1c} + R_{2r} \leq \mathcal{C}(P_{1c} + P_{2r})$$

$$R_1 + R_{2r} \leq \mathcal{C}(P_1)$$

$$R_{2p} \leq \mathcal{C}\left(\frac{P_2}{2}\right)$$

$$R_{2r} \leq \min\{C_{21}, \mathcal{C}\left(\frac{a^2 P_{2r}}{2}\right)\}$$

$$R_2 \leq \mathcal{C}\left(\frac{a^2 P_{2r} + P_2}{2}\right),$$

Decoder 2:

$$R_{2p} + R_{1c} \leq \mathcal{C}\left(\frac{P_2 + a^2 P_{1c}}{2}\right)$$

$$R_{2r} + R_{1c} \leq \mathcal{C}\left(\frac{a^2(P_{2r} + P_{1c})}{2}\right)$$

$$R_2 + R_{1c} \leq \mathcal{C}\left(\frac{P_2 + a^2(P_{2r} + P_{1c})}{2}\right).$$

Applying FME leads to the following rate constraints:

$$R_1 \leq \mathcal{C}(P_{1p} + P_{1c}) \tag{36}$$

$$R_1 \leq \mathcal{C}(P_{1p}) + \mathcal{C}\left(\frac{a^2(P_{2r} + P_{1c})}{2}\right) \tag{37}$$

$$R_2 \leq \mathcal{C}\left(\frac{P_2}{2}\right) + C_{21} \tag{38}$$

$$R_2 \leq \mathcal{C}\left(\frac{a^2 P_{2r} + P_2}{2}\right) \tag{39}$$

$$R_1 + R_2 \leq \mathcal{C}(P_1) + \mathcal{C}\left(\frac{P_2}{2}\right) \tag{40}$$

$$R_1 + R_2 \leq \mathcal{C}\left(\frac{P_2 + a^2 P_{1c}}{2}\right) + \mathcal{C}(P_{1p} + P_{2r}) \tag{41}$$

$$R_1 + R_2 \leq \mathcal{C}\left(\frac{P_2 + a^2(P_{2r} + P_{1c})}{2}\right) + \mathcal{C}(P_{1p}) \tag{42}$$

$$R_1 + R_2 \leq \mathcal{C}\left(\frac{P_2 + a^2 P_{1c}}{2}\right) + \mathcal{C}(P_{1p}) + C_{21} \tag{43}$$

$$2R_1 + R_2 \leq \mathcal{C}\left(\frac{P_2 + a^2 P_{1c}}{2}\right) + \mathcal{C}\left(\frac{a^2(P_{2r} + P_{1c})}{2}\right) + 2\mathcal{C}(P_{1p}) \tag{44}$$

$$2R_1 + R_2 \leq \mathcal{C}\left(\frac{P_2 + a^2 P_{1c}}{2}\right) + \mathcal{C}(P_{1p}) + \mathcal{C}(P_1) \tag{45}$$

$$R_1 + 2R_2 \leq \mathcal{C}\left(\frac{P_2}{2}\right) + \mathcal{C}\left(\frac{P_2 + a^2(P_{2r} + P_{1c})}{2}\right) + \mathcal{C}(P_{1p} + P_{2r}). \tag{46}$$

We set $P_{2r} = P_{1c} = \frac{P_1 - \frac{1}{a^2}}{2}$. This power allocation policy does not decrease the maximum rates of both users by more than 0.5 bit. First, it is noted that since $a \leq 1$, for the chosen power allocation, (46) can be obtained from (39) and (42) if we decrease (42) by 0.5 bit. Similarly, (44) and (45) can be removed considering ((37), (42)), and ((36), (42)), leading to:

$$R_1 \leq \mathcal{C}\left(\frac{P_1 + \frac{1}{a^2}}{2}\right) \quad (47)$$

$$R_2 \leq \mathcal{C}\left(\frac{P_2}{2}\right) + C_{21} \quad (48)$$

$$R_2 \leq \mathcal{C}\left(\frac{a^2 P_1 + 2P_2 - 1}{4}\right) \quad (49)$$

$$R_1 + R_2 \leq \mathcal{C}(P_1) + \mathcal{C}\left(\frac{P_2}{2}\right) \quad (50)$$

$$R_1 + R_2 \leq \mathcal{C}\left(\frac{a^2 P_1 + P_2 - 1}{2}\right) + \mathcal{C}\left(\frac{1}{a^2}\right) - \frac{1}{2}. \quad (51)$$

The 0.5 bit reduction in (42) also makes (43) and (41) redundant (note $\frac{1}{a^2} \leq P_1$). The following steps are proceeded to prove $\mathcal{R}(0.5, 1.5)$:

$$(3) - (47) \leq 0.5$$

$$(4) - (48) \leq 0.5$$

$$(5) - (49) \leq 1.5$$

$$(7) - (50) \leq 1$$

$$(6) - (51) \leq 1.5.$$

It is seen that the worst gap for this case, which is due to (49), can be further reduced by sending X_{2r} from both transmitters. To achieve the smaller gap goal, the upper bound (5) can also be tightened to $\mathcal{C}((a\sqrt{P_1} + \sqrt{P_2})^2)$.

B. Achievability and Gap Analysis for $1 < a$

Now, $1 < a$ is considered. In this case, we set $P_{1c} = P_{2r} = \frac{P_1}{2}$. The decoding rate constraints are:

Decoder 1:

$$R_1 \leq \mathcal{C}(P_{1c})$$

$$R_1 + R_{2r} \leq \mathcal{C}(P_1),$$

Decoder 2:

$$\begin{aligned}
R_{2p} &\leq \mathcal{C}\left(\frac{P_2}{2}\right) \\
R_{2r} &\leq \min\{C_{21}, \mathcal{C}\left(\frac{a^2 P_{2r}}{2}\right)\} \\
R_2 &\leq \mathcal{C}\left(\frac{a^2 P_{2r} + P_2}{2}\right) \\
R_{2p} + R_1 &\leq \mathcal{C}\left(\frac{P_2 + a^2 P_{1c}}{2}\right) \\
R_{2r} + R_1 &\leq \mathcal{C}\left(\frac{a^2 P_1}{2}\right) \\
R_1 + R_2 &\leq \mathcal{C}\left(\frac{a^2 P_1 + P_2}{2}\right).
\end{aligned}$$

Applying FME, and eliminating the redundant constraints due to the considered power allocation, lead to:

$$R_1 \leq \mathcal{C}(P_1/2) \quad (52)$$

$$R_2 \leq \mathcal{C}\left(\frac{P_2}{2}\right) + C_{21} \quad (53)$$

$$R_2 \leq \mathcal{C}\left(\frac{a^2 P_1/2 + P_2}{2}\right) \quad (54)$$

$$R_1 + R_2 \leq \mathcal{C}(P_1) + \mathcal{C}\left(\frac{P_2}{2}\right) \quad (55)$$

$$R_1 + R_2 \leq \mathcal{C}\left(\frac{a^2 P_1 + P_2}{2}\right) \quad (56)$$

$$R_1 + R_2 \leq \mathcal{C}\left(\frac{a^2 P_1/2 + P_2}{2}\right) + C_{21} \quad (57)$$

$$2R_1 + R_2 \leq \mathcal{C}\left(\frac{a^2 P_1/2 + P_2}{2}\right) + \mathcal{C}\left(\frac{a^2 P_1}{2}\right) \quad (58)$$

$$2R_1 + R_2 \leq \mathcal{C}\left(\frac{a^2 P_1/2 + P_2}{2}\right) + \mathcal{C}(P_1). \quad (59)$$

It is easy to see that reducing (56) by 0.5 bit makes the following region achievable:

$$R_1 \leq \mathcal{C}(P_1/2) \quad (60)$$

$$R_2 \leq \mathcal{C}\left(\frac{P_2}{2}\right) + C_{21} \quad (61)$$

$$R_1 + R_2 \leq \mathcal{C}(P_1) + \mathcal{C}\left(\frac{P_2}{2}\right) \quad (62)$$

$$R_1 + R_2 \leq \mathcal{C}\left(\frac{a^2 P_1 + P_2}{2}\right) - \frac{1}{2}. \quad (63)$$

Comparing to the upper bounds, $\mathcal{R}(0.5, 1)$ can be proved to be achievable as follows:

$$(3) - (60) \leq 0.5$$

$$(4) - (61) \leq 0.5$$

$$(7) - (62) \leq \mathcal{C}(5)$$

$$(6) - (63) \leq 1.5.$$

To prove the third inequality, the upper bound (7) is enlarged to $\mathcal{C}(3P_1P_2 + 3P_1 + 2P_2)$ due to the fact that $a^2 \leq P_2 + 1$.

APPENDIX C

PROOF OF LEMMA 4

The decoding rules enforce the following rate constraints:

Decoder 1:

$$\begin{aligned} R_{1c} &\leq \mathcal{C}\left(\frac{P_{1c}}{2}\right) \\ R_{1c} + R_{2r_c} &\leq \mathcal{C}\left(\frac{P_1 - 1}{2}\right). \end{aligned}$$

The factor 2 in the denominators is because of treating X_{2r_p} as noise.

Decoder 2:

$$\begin{aligned} R_{2r_p} &\leq C' \\ R_{2r_c} &\leq \min\{C_{21} - C', \mathcal{C}\left(\frac{a^2 P_{2r_c}}{P_2 + 1}\right)\} \\ R_{2r_p} + R_{2r_c} &\leq \mathcal{C}\left(\frac{a^2(P_{2r_c} + 1)}{P_2 + 1}\right) \\ R_{2r_p} + R_{1c} &\leq \mathcal{C}\left(\frac{a^2(P_{1c} + 1)}{P_2 + 1}\right) \\ R_{2r_c} + R_{1c} &\leq \mathcal{C}\left(\frac{a^2(P_1 - 1)}{P_2 + 1}\right) \\ R_{2r_p} + R_{2r_c} + R_{1c} &\leq \mathcal{C}\left(\frac{a^2 P_1}{P_2 + 1}\right) \\ R_{2p} &\leq \mathcal{C}(P_2), \end{aligned}$$

where $C' = \min\{\mathcal{C}(\frac{a^2}{P_2 + 1}), C_{21}\}$. $P_2 + 1$ in denominators comes from the sequential decoding of $(X_{2r_p}, X_{2r_c}, X_{1c})$, and X_{2p} . FME is used to rewrite the constraints in terms of $R_1 \triangleq R_{1c}$, and $R_2 \triangleq R_{2p} + R_{2r_p} + R_{2r_c}$:

$$\begin{aligned} R_1 &\leq \mathcal{C}\left(\frac{P_{1c}}{2}\right) \\ R_2 &\leq C_{21} + \mathcal{C}(P_2) \\ R_2 &\leq \mathcal{C}\left(\frac{a^2(P_{2r_c} + 1)}{P_2 + 1}\right) + \mathcal{C}(P_2) \\ R_1 + R_2 &\leq \mathcal{C}\left(\frac{P_1 - 1}{2}\right) + C' + \mathcal{C}(P_2) \\ R_1 + R_2 &\leq \mathcal{C}(a^2 P_1 + P_2) \\ R_1 + R_2 &\leq C_{21} - C' + \mathcal{C}(a^2(P_{1c} + 1) + P_2) \\ R_1 + R_2 &\leq \mathcal{C}\left(\frac{a^2 P_{2r_c}}{P_2 + 1}\right) + \mathcal{C}(a^2(P_{1c} + 1) + P_2) \\ 2R_1 + R_2 &\leq \mathcal{C}\left(\frac{P_1 - 1}{2}\right) + \mathcal{C}(a^2(P_{1c} + 1) + P_2). \end{aligned}$$

Substituting the powers provide:

$$R_1 \leq \mathcal{C}(\frac{P_1 - 1}{4}) \quad (64)$$

$$R_2 \leq C_{21} + \mathcal{C}(P_2) \quad (65)$$

$$R_2 \leq \mathcal{C}(\frac{a^2(P_1 + 1)}{2(P_2 + 1)}) + \mathcal{C}(P_2) \quad (66)$$

$$R_1 + R_2 \leq \mathcal{C}(\frac{P_1 - 1}{2}) + C' + \mathcal{C}(P_2) \quad (67)$$

$$R_1 + R_2 \leq \mathcal{C}(a^2 P_1 + P_2) \quad (68)$$

$$R_1 + R_2 \leq C_{21} - C' + \mathcal{C}(a^2(\frac{P_1 + 1}{2}) + P_2) \quad (69)$$

$$R_1 + R_2 \leq \mathcal{C}(\frac{a^2 P_1 - 1}{2(P_2 + 1)}) + \mathcal{C}(a^2(\frac{P_1 + 1}{2}) + P_2) \quad (70)$$

$$2R_1 + R_2 \leq \mathcal{C}(\frac{P_1 - 1}{2}) + \mathcal{C}(a^2(\frac{P_1 + 1}{2}) + P_2). \quad (71)$$

If we deduct 0.5 bit from (68), some of the inequalities become redundant since:

$$(68) - 0.5 \leq (66), (69), (70),$$

$$\min\{(64) + (65), (68) - 0.5\} \leq (67),$$

$$(64) + (68) - 0.5 \leq (71),$$

leading to the achievable region (18). Now, the simplified region (18) is compared to the upper bounds to show it is $\mathcal{R}(1, 0.5)$ achievable:

$$\delta_{R_1} \leq 1$$

$$\delta_{R_2} \leq 0$$

$$\delta_{R_1 + R_2} \leq \mathcal{C}(5).$$

The upper bound (7) is used to prove the gap on the sum-rate.

APPENDIX D

GAP ANALYSIS FOR BIDIRECTIONAL COOPERATION

Most of the detailed gap analysis for the bidirectional cooperation case is provided below.

A. $1 \leq a^2 P_1 \leq P_2 + 1$

In Appendix A, the region (32)-(35) is proposed to simplify the gap analysis. It can be readily shown that the region is still achievable if we replace $R_2 \leq \mathcal{C}(\frac{P_2}{2})$ by $R_2 \leq \mathcal{C}(P_2 - \frac{a^2 P_1 - 1}{2})$. We compare the upper bound to the

modified region to show $\mathcal{R}(0.5, 1.5)$ is achievable:

$$\begin{aligned}
(3) - (32) &\leq 0.5 \\
\mathcal{C}(2a^2P_1 + 2P_2) - \mathcal{C}(P_2 - \frac{a^2P_1 - 1}{2}) &\stackrel{(a)}{\leq} 1.5 \\
(6) - (34) &\leq 1.5 \\
(7) - (35) &\leq \mathcal{C}(P_1P_2 + P_1 + 4P_2 + 2) - (35) \leq 2.
\end{aligned}$$

Here, we provide the proof for (a). First we define some parameters:

$$\begin{aligned}
x &\triangleq a^2P_1 - 1 \\
v &\triangleq \frac{2x + 2P_2 + 3}{-\frac{x}{2} + P_2 + 1} \\
u &\triangleq \mathcal{C}(2a^2P_1 + 2P_2) - \mathcal{C}(P_2 - \frac{a^2P_1 - 1}{2}) \\
&= \frac{1}{2} \log(v)
\end{aligned}$$

It is easy to see that the derivative of v with respect to x is always positive. Therefore, the maximum value of x provides the maximum value of v , and consequently u . Hence, it is straightforward to show

$$\max_x \{v\} = \frac{4P_2 + 3}{\frac{P_2}{2} + 1} \leq 8,$$

which proves (a).

B. $P_2 + 1 \leq a^2P_1, a \leq 1$

The received signals for this signalling are:

$$\begin{aligned}
Y_1 &= X_{1p} + X_{1c} + X_{2r} + N_1, \\
Y_2 &= X_{2p} + aX_{1c} + aX_{2r} + Z + N_2,
\end{aligned}$$

where N_1, N_2 , and Z (the compression noise) $\sim \mathcal{N}(0, 1)$. The decoding rules impose the following rate constraints:

Decoder 1:

$$\begin{aligned}
R_{1p} &\leq \mathcal{C}(P_{1p}) \\
R_{1c} &\leq \mathcal{C}(P_{1c}) \\
R_1 &\leq \mathcal{C}(P_{1p} + P_{1c}) \\
R_{1p} + R_{2r} &\leq \mathcal{C}(P_{1p} + P_{2r}) \\
R_{1c} + R_{2r} &\leq \mathcal{C}(P_{1c} + P_{2r}) \\
R_1 + R_{2r} &\leq \mathcal{C}(P_1),
\end{aligned}$$

Decoder 2:

$$\begin{aligned}
R_{2p} &\leq \mathcal{C}\left(\frac{P_{2p}}{2}\right) \\
R_{2r} &\leq \min\{C_{21}, \mathcal{C}\left(\frac{a^2 P_{2r}}{2}\right)\} \\
R_2 &\leq \mathcal{C}\left(\frac{P_{2p} + a^2 P_{2r}}{2}\right) \\
R_{2p} + R_{1c} &\leq \mathcal{C}\left(\frac{P_{2p} + a^2 P_{1c}}{2}\right) \\
R_{2r} + R_{1c} &\leq \mathcal{C}\left(\frac{a^2(P_{1c} + P_{2r})}{2}\right) \\
R_2 + R_{1c} &\leq \mathcal{C}\left(\frac{P_{2p} + a^2(P_{1c} + P_{2r})}{2}\right).
\end{aligned}$$

FME leads to:

$$R_1 \leq \mathcal{C}(P_{1p} + P_{1c}) \quad (72)$$

$$R_1 \leq \mathcal{C}(P_{1p}) + \mathcal{C}\left(\frac{a^2(P_{1c} + P_{2r})}{2}\right) \quad (73)$$

$$R_2 \leq \mathcal{C}\left(\frac{P_{2p} + a^2 P_{2r}}{2}\right) \quad (74)$$

$$R_2 \leq \mathcal{C}\left(\frac{P_{2p}}{2}\right) + \mathcal{C}\left(\frac{a^2 P_{2r}}{2}\right) \quad (75)$$

$$R_2 \leq \mathcal{C}\left(\frac{P_{2p}}{2}\right) + C_{21} \quad (76)$$

$$R_1 + R_2 \leq \mathcal{C}(P_{1p}) + \mathcal{C}\left(\frac{P_{2p} + a^2(P_{1c} + P_{2r})}{2}\right) \quad (77)$$

$$R_1 + R_2 \leq \mathcal{C}(P_{1p} + P_{2r}) + \mathcal{C}\left(\frac{P_{2p} + a^2 P_{1c}}{2}\right) \quad (78)$$

$$R_1 + R_2 \leq \mathcal{C}(P_1) + \mathcal{C}\left(\frac{P_{2p}}{2}\right) \quad (79)$$

$$R_1 + R_2 \leq \mathcal{C}(P_{1p}) + \mathcal{C}\left(\frac{P_{2p} + a^2 P_{1c}}{2}\right) + C_{21} \quad (80)$$

$$2R_1 + R_2 \leq 2\mathcal{C}(P_{1p}) + \mathcal{C}\left(\frac{P_{2p} + a^2 P_{1c}}{2}\right) + \mathcal{C}\left(\frac{a^2(P_{1c} + P_{2r})}{2}\right) \quad (81)$$

$$2R_1 + R_2 \leq \mathcal{C}(P_{1p}) + \mathcal{C}\left(\frac{P_{2p} + a^2 P_{1c}}{2}\right) + \mathcal{C}(P_1) \quad (82)$$

$$R_1 + 2R_2 \leq \mathcal{C}(P_{1p} + P_{2r}) + \mathcal{C}(P_{1c} + P_{2r}) + 2\mathcal{C}\left(\frac{P_{2p}}{2}\right) \quad (83)$$

$$R_1 + 2R_2 \leq \mathcal{C}(P_{1p} + P_{2r}) + \mathcal{C}\left(\frac{P_{2p}}{2}\right) + \mathcal{C}\left(\frac{P_{2p} + a^2(P_{1c} + P_{2r})}{2}\right). \quad (84)$$

Having known that the above region is achievable, with $P_{1c} = P_{2r}$, the following region is also achievable:

$$R_1 \leq \mathcal{C}(P_{1p} + P_{1c}) \quad (85)$$

$$R_2 \leq \mathcal{C}\left(\frac{P_{2p}}{2}\right) + C_{21} \quad (86)$$

$$R_2 \leq \mathcal{C}\left(\frac{P_{2p} + a^2 P_{2r}}{2}\right) \quad (87)$$

$$R_1 + R_2 \leq \mathcal{C}(P_{1p}) + \mathcal{C}\left(\frac{P_{2p} + a^2(P_{1c} + P_{2r})}{2}\right) - \frac{1}{2}, \quad (88)$$

because:

$$(73) \geq (72)$$

$$(78) \geq (79) - \frac{1}{2}$$

$$(79) \geq (77)$$

$$(80) \geq (77) - \frac{1}{2}$$

$$(81) \geq (73) + (77) - \frac{1}{2}$$

$$(82) \geq (72) + (77) - \frac{1}{2}$$

$$(83) \geq (75) + (79) - \frac{1}{2}$$

$$(84) \geq (74) + (79) - \frac{1}{2}.$$

To analyze the gap, we note that $\frac{P_2}{2} \leq P_{2p}$ assures

$$(3) - (85) \leq \frac{1}{2}$$

$$(4) - (86) \leq 1$$

$$(5) - (87) \leq 1.5.$$

Now, if $P_{1p} = \frac{2^{C_{12}}}{a^2}$, then $(6) - (88) \leq 2$, because:

$$\mathcal{C}\left(\frac{P_1}{a^2 P_1 + 1}\right) + C_{12} - \mathcal{C}\left(\frac{2^{C_{12}}}{a^2}\right) \leq \frac{1}{2}$$

$$\mathcal{C}(a^2 P_1) - \frac{1}{2} \leq \mathcal{C}\left(\frac{P_{2p} + a^2(P_{1c} + P_{2r})}{2}\right)$$

$$\mathcal{C}(2a^2 P_1 + 2P_2) - \mathcal{C}(a^2 P_1) \leq 1.$$

If $P_{1p} = \frac{P_2+2}{2a^2}$, we have $P_{2p} = \frac{P_2}{2}$, and consequently,

$$\frac{P_{2p} + a^2(P_{1c} + P_{2r})}{2} = \frac{a^2 P_1 + 1}{2}$$

$$(7) - (88) = \frac{1}{2} \log \left(\frac{1 + P_1 P_2 + P_1(1 + 2a^2) + 2P_2}{(1 + \frac{P_2+2}{2a^2})(\frac{a^2 P_1 + 1}{2})} \right)$$

$$\leq 1.$$

Therefore, $\mathcal{R}(0.5, 1.5)$ is achievable.

$$C. P_2 + 1 \leq a^2 P_1, 1 \leq a^2 \leq P_2 + 1$$

The decoding rules impose the following constraints:

Decoder 1:

$$R_{1z} \leq \min\{C_{12}, \mathcal{C}(P_{1z})\}$$

$$R_{1c} \leq \mathcal{C}(P_{1c})$$

$$R_1 \leq \mathcal{C}(P_{1z} + P_{1c})$$

$$R_{1z} + R_{2r} \leq \mathcal{C}(P_{1z} + P_{2r})$$

$$R_{1c} + R_{2r} \leq \mathcal{C}(P_{1c} + P_{2r})$$

$$R_1 + R_{2r} \leq \mathcal{C}(P_1),$$

Decoder 2:

$$R_{2p} \leq \mathcal{C}(P_{2p})$$

$$R_{2r} \leq \min\{C_{21}, \mathcal{C}(a^2 P_{2r})\}$$

$$R_2 \leq \mathcal{C}(P_{2p} + a^2 P_{2r})$$

$$R_{2p} + R_{1c} \leq \mathcal{C}(P_{2p} + a^2 P_{1c})$$

$$R_{2r} + R_{1c} \leq \mathcal{C}(a^2 (P_{1c} + P_{2r}))$$

$$R_2 + R_{1c} \leq \mathcal{C}(P_{2p} + a^2 (P_{1c} + P_{2r})).$$

FME leads to:

$$R_1 \leq \mathcal{C}(P_{1z} + P_{1c}) \quad (89)$$

$$R_1 \leq \mathcal{C}(P_{1c}) + C_{12} \quad (90)$$

$$R_2 \leq \mathcal{C}(P_{2p} + a^2 P_{2r}) \quad (91)$$

$$R_2 \leq \mathcal{C}(P_{2p}) + C_{21} \quad (92)$$

$$R_2 \leq \mathcal{C}(P_{1c} + P_{2r}) + \mathcal{C}(P_{2p}) \quad (93)$$

$$R_1 + R_2 \leq \min\{C_{12}, C(P_{1z})\} + \mathcal{C}(P_{2p} + a^2(P_{1c} + P_{2r})) \quad (94)$$

$$R_1 + R_2 \leq \min\{C_{12}, C(P_{1z})\} + \mathcal{C}(P_{2p} + a^2 P_{1c}) + C_{21} \quad (95)$$

$$R_1 + R_2 \leq \mathcal{C}(P_{1z} + P_{2r}) + \mathcal{C}(P_{2p} + a^2 P_{1c}) \quad (96)$$

$$R_1 + R_2 \leq C_{12} + \mathcal{C}(P_{1c} + P_{2r}) + \mathcal{C}(P_{2p}) \quad (97)$$

$$R_1 + R_2 \leq \mathcal{C}(P_1) + \mathcal{C}(P_{2p}) \quad (98)$$

$$2R_1 + R_2 \leq \min\{C_{12}, C(P_{1z})\} + \mathcal{C}(P_{2p} + a^2 P_{1c}) + C_{12} + \mathcal{C}(P_{1c} + P_{2r}) \quad (99)$$

$$2R_1 + R_2 \leq \min\{C_{12}, C(P_{1z})\} + \mathcal{C}(P_{2p} + a^2 P_{1c}) + \mathcal{C}(P_1) \quad (100)$$

$$R_1 + 2R_2 \leq \mathcal{C}(P_{1z} + P_{2r}) + 2\mathcal{C}(P_{2p}) + \mathcal{C}(P_{1c} + P_{2r}) \quad (101)$$

$$R_1 + 2R_2 \leq \mathcal{C}(P_{1z} + P_{2r}) + \mathcal{C}(P_{2p}) + \mathcal{C}(P_{2p} + a^2(P_{1c} + P_{2r})). \quad (102)$$

Again, the employed power allocation can help us to simplify the achievable region to the region described by (25)-(31). This is because

$$(93) \geq (98) - \frac{1}{2}$$

$$(95) \geq (94) - \frac{1}{2}$$

$$(96) = (89) + (91)$$

$$(97) \geq (98) - \frac{1}{2}$$

$$(99) \geq (90) + (94) - \frac{1}{2}$$

$$(100) \geq (89) + (94) - \frac{1}{2}$$

$$(101) \geq (93) + (98) - \frac{1}{2}$$

$$(102) \geq (91) + (98).$$

To obtain the above inequalities, we use the fact that for this scenario, $P_{1z} \leq 2P_{1c}$.

The achievable rate is compared below with the upper bound to prove $\mathcal{R}(1, \mathcal{C}(\frac{13}{3}))$ is achievable:

$$\begin{aligned}
 (3) - (25) &\leq \frac{1}{2} \\
 (3) - (26) &\leq 1 \\
 (4) - (27) &\leq \frac{1}{2} \\
 (5) - (28) &\leq \mathcal{C}(\frac{13}{3}) \\
 (6) - (29) &\leq \frac{3}{2} \\
 (7) - (30) &\leq \mathcal{C}(9) \\
 (7) - (31) &\leq \mathcal{C}(11).
 \end{aligned}$$

REFERENCES

- [1] T. S. Han and K. Kobayashi, "A new achievable rate region for the interference channel", *IEEE Trans. Info. Theory*, vol. 27, pp. 49–60, Jan. 1981.
- [2] A. S. Motahari and A. K. Khandani, "Capacity bounds for the Gaussian interference channel", *IEEE Trans. Info. Theory*, vol. 55, no. 2, pp. 620–643, Feb. 2009.
- [3] X. Shang, G. Kramer, and B. Chen, "A new outer bound and the noisy-interference sumrate capacity for Gaussian interference channels", *IEEE Trans. Info. Theory*, vol. 55, no. 2, pp. 689–699, Feb. 2009.
- [4] V. S. Annapureddy and V. V. Veeravalli, "Gaussian interference networks: sum capacity in the low-interference regime and new outer bounds on the capacity region", *IEEE Trans. Info. Theory*, vol. 55, no. 7, pp. 3032–3050, Jul. 2009.
- [5] R. Etkin, D. Tse, and H. Wang, "Gaussian interference channel capacity to within one bit", *IEEE Trans. Info. Theory*, vol. 54, no. 12, pp. 5534–5562, Dec. 2008.
- [6] F. M. J. Willems, "The discrete memoryless multiple channel with partially cooperating encoders", *IEEE Trans. Info. Theory*, vol. 29, no. 3, pp. 441–445, May 1983.
- [7] C. T. K. Ng, N. Jindal, U. Mitra, and A. Goldsmith, "Capacity gain from two-transmitter and two-receiver cooperation", *IEEE Trans. Info. Theory*, vol. 53, no. 10, pp. 3822–3827, Oct. 2007.
- [8] I. Maric, R. D. Yates, and G. Kramer, "Capacity of interference channels with partial transmitter cooperation", *IEEE Trans. Info. Theory*, vol. 53, no. 10, pp. 3536–3548, Oct. 2007.
- [9] N. Devroye, P. Mitran, and V. Tarokh, "Achievable rates in cognitive radio channels", *IEEE Trans. Info. Theory*, vol. 52, no. 5, pp. 1813–1827, May 2006.
- [10] W. Wu, S. Vishwanath, and A. Arapostathis, "Capacity of a class of interference channels: interference channels with degraded degraded message sets", *IEEE Trans. Info. Theory*, vol. 53, no. 11, pp. 4391–4399, Nov. 2007.
- [11] A. Jovicic and P. Viswanath, "Cognitive radio: an information-theoretic perspective", *IEEE Trans. Info. Theory*, vol. 55, no. 9, pp. 3945–3958, Sep. 2009.
- [12] S. Rini, "On the role of cognition and cooperation in wireless networks: an information theoretic perspective", available at: <http://sites.google.com/site/rinistefano/my-thesis-proposal>.
- [13] H. Bagheri, A. S. Motahari, and A. K. Khandani, "On the symmetric Gaussian interference channel with partial unidirectional cooperation", available at: <http://arxiv.org/abs/0909.2777>.
- [14] H. Bagheri, A. S. Motahari, and A. K. Khandani, "Zero-forcing for the symmetric interference channel with conferencing encoders", in *Proc. IEEE Int. Symp. Inf. Theory*, 2010.
- [15] Y. Cao and B. Chen, "An achievable rate region for interference channels with conferencing", in *Proc. IEEE Int. Symp. Inf. Theory*, 2007.
- [16] V. Prabhakaran and P. Viswanath, "Interference channels with source cooperation", available at: <http://arxiv.org/abs/0905.3109v1>.
- [17] S. I. Gelfand and M. S. Pinsker, "Coding for channel with random parameters", *Probl. Peredachi Info.*, vol. 9, pp. 19, 1980.

- [18] A. S. Avestimehr, S. N. Diggavi, and D. N. C. Tse, “Wireless network information flow: a deterministic approach”, available at: <http://arxiv.org/abs/0906.5394>.
- [19] H. Bagheri, A. S. Motahari, and A. K. Khandani, “Gaussian z-interference channel with conferencing encoders”, Tech. Rep. UW-ECE 2010-04, University of Waterloo, Feb. 2010.
- [20] I. H. Wang, and D. N. C. Tse, “Interference mitigation through limited transmitter cooperation” *available at: <http://arxiv.org/abs/1004.5421>*.
- [21] I. Sason, “On achievable rate regions for the Gaussian interference channel”, *IEEE. Trans. Info. Theory*, vol. 50, no. 6, pp. 1345–1356, Jun. 2004.
- [22] H. F. Chong, M. Motani, and H. K. Garg, “On the Han-Kobayashi region for the interference channel”, *IEEE. Trans. Info. Theory*, vol. 54, no. 7, pp. 3188–3195, Jul. 2008.
- [23] V. Chvátal, *Linear programming*. W.H. Freeman, 1983.