

# Vertical gradients of azimuthal velocity in a global thin disk model of spiral galaxies NGC 2403, NGC 4559, NGC 4302 and NGC 5775.

Joanna Jałocha<sup>1</sup>, Łukasz Bratek<sup>1</sup>, Marek Kutschera<sup>1,2</sup>, Piotr Skindzier<sup>2</sup>

<sup>1</sup>*Institute of Nuclear Physics, Polish Academy of Sciences, Radzikowskiego 152, PL-31342 Kraków, Poland*

<sup>2</sup>*Institute of Physics, Jagellonian University, Reymonta 4, PL-30059 Kraków, Poland*

26 February 2019

## ABSTRACT

We estimate vertical gradients in azimuthal velocity for several spiral galaxies in the framework of a global thin disk model in a quasi-circular orbits approximation. By assuming that gross dynamical mass in these galaxies is distributed in the vicinity of galactic disc, we can obtain results consistent with the observed high gradient values.

**Key words:**

## 1 INTRODUCTION

Rotation curves carry important information, though very reduced, about kinematics of spiral galaxies. Until recently, rotation was being determined mainly for matter moving close to galactic midplane. However, thanks to constantly improving quality of the measurements it has become possible to determine structure of the rotation above galactic disks (Levine, Heiles & Blitz 2008), (Heald, Rand & Benjamin 2007), (Oosterloo, Fraternali & Sancisi 2007), (Heald at al. 2006a), (Heald at al. 2006b), (Barbieri at al. 2005), (Fraternali at al. 2002). This enables one to more accurately examine mass distribution in spiral galaxies. The observations reveal that the azimuthal component of galactic rotation falls off with the vertical distance from the galactic midplane. The distinguished direction of the falloff may indicate that the galaxy dynamics is governed mainly by the gravity of masses concentrated close to the galactic midplane, which form a flattened, disk-like object. As for high gradient values, one can hypothesize that the flattened galaxy component should comprise gross dynamical mass of a galaxy (spheroidal components, even when massive, give much lower contribution to the overall gradient value in the galactic disk vicinity).

Having this phenomenology in mind, we decided in our previous paper (Jałocha at al. 2010) to predict the gradient value in the Milky Way Galaxy. A flattened mass component we represented in our model by a thin disk while the spheroidal mass components by a spherically symmetric model. We analyzed how the gradient estimates were dependent on the relative dynamical masses ascribed to these components. We observed that both the value and the behavior of the predicted falloff was strongly dependent on the assumed mass model. We obtained correct gradient values when gross dynamical mass was attributed to the disk com-

ponent, in agreement with our hypothesis. We also found that similar agreement with gradient measurements was possible in the global disk model of galaxy NGC 891. We therefore decided to carry-out similar estimates for other four galaxies (NGC 2403, 4559, 5775 and 4302) in which rotation structure has been determined over the galactic midplane.

It should be pointed out here, that we are able to obtain high gradient values using simple model whereas alternative gradient models, for example, entirely ballistic models of disk-halo flow, give much lower values than observed (Heald, Rand & Benjamin 2007), sometimes even several times lower.

### 1.1 Vertical gradient estimates in global disk model

We approximately describe the gross dynamical mass distribution in a flattened galaxy by a thin global disk model assuming circular concentric orbits. In addition, we assume that the azimuthal component of rotation above galactic midplane can be still determined from the balance of the radial component of the gravitational force (in cylindrical coordinates) and the centrifugal force. We call this a quasi-circular orbits approximation (in more detail it was explained in (Jałocha at al. 2010)). Validity of this approximation has been substantiated in the case of the Milky Way Galaxy by analyzing motion of test bodies found by numerical integration of equations of motion in the gravitational field of the global disk (Jałocha at al. 2010). In spite of its simplicity, the model turned out to work strikingly well for gradient description in the Galaxy. We expect that similar agreement between analytical description and numerical simulations should hold in general, for similar galaxies.

In our model, column mass density associated with

galactic mass distribution is represented by the equivalent surface mass density of a thin disk, in accord to the following formula

$$\sigma(r) = \frac{1}{\pi^2 G} V.p. \left[ \int_0^r v_\sigma^2(\chi) \left( \frac{K\left(\frac{\chi}{r}\right)}{r\chi} - \frac{r}{\chi} \frac{E\left(\frac{\chi}{r}\right)}{r^2 - \chi^2} \right) d\chi + \dots \right. \\ \left. \dots + \int_r^\infty v_\sigma^2(\chi) \frac{E\left(\frac{r}{\chi}\right)}{\chi^2 - r^2} d\chi \right] \quad (1)$$

which we derived in (Jałocha, Bratek & Kutschera 2008b). Here, integration is understood in the principal value sense (both integrands are divergent but the result of integration remains finite). This substitute surface mass density can be used for approximate description of the gravitational field produced by a flattened galaxy. This in turn, assuming the circular orbits approximation, provides us with a simple tool for prediction of the azimuthal velocity component above the galactic midplane and, consequently, determine the velocity falloff rate with vertical distance off the midplane.

Given a surface mass density, azimuthal velocities of test particles in the gravitational field of a thin disk can be estimated using expression

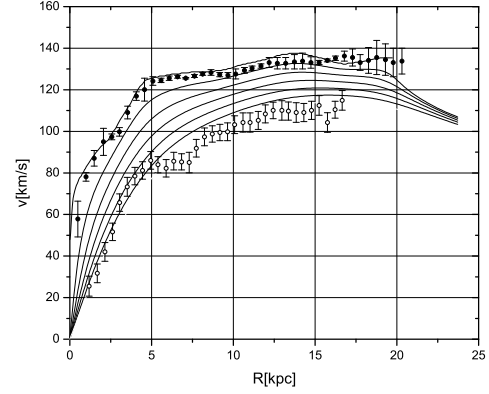
$$v_\varphi^2(r, z) = \int_0^\infty \frac{2G\sigma(\chi)\chi d\chi}{\sqrt{(r-\chi)^2 + z^2}} \left( K[X] - \frac{\chi^2 - r^2 + z^2}{(r+\chi)^2 + z^2} E[X] \right), \\ X = -\sqrt{\frac{4r\chi}{(r-\chi)^2 + z^2}} < 0. \quad (2)$$

which we derived in (Jałocha et al. 2010).

A gradient value is a function of  $r$  and  $z$ , whereas gradient measurements are presented by giving a single number being some averaged value over a given region together with its error. Therefore, to compare with, we determine in a given region a mean value over a region and the corresponding deviation from the mean. To mimic gradient measurements, one can specify in a region an array of azimuthal velocities predicted by equation (2), calculated for various pairs  $(r, z)$ . For each specified variable  $z$ , separately, one can calculate a mean velocity summing over all radii in the region and then find the slope of a linear fit to the mean values data found at various  $z$ . This gradient estimation we call a *method-I*. Another estimation of the gradient value is obtained by finding the slope of a linear fit to velocity values for various  $z$  at each fixed  $r$ , and then by finding an average of the slopes taken over all radii in this region. This we call a *method-II*.

If gradient values are almost constant in a region, both the methods should give results consistent with each other and the respective gradient dispersion should be small. When gradient is not constant, the mean values over a region still can be regarded as well describing the falloff rate when dispersion is small and results from the methods consistent.

There are other, more or less involved methods of gradient estimation possible, which we used in (Jałocha et al. 2010), but all they led to similar results, therefore, we decided here to use only the two methods described above, which seems simplest.



**Figure 1.** Galaxy NGC2403. Disk rotation curve (solid circles) and anomalous gas rotation curve above the disk (open circles), both from (Fraternali et al. 2002). The solid lines are rotation curves predicted by our model at various heights above the midplane at  $z = 0.6, 1.2, 1.8, 2.4, 3.0$  kpc (from bottom to top). The topmost solid line is the (Sofue et al. 1999)'s rotation curve.

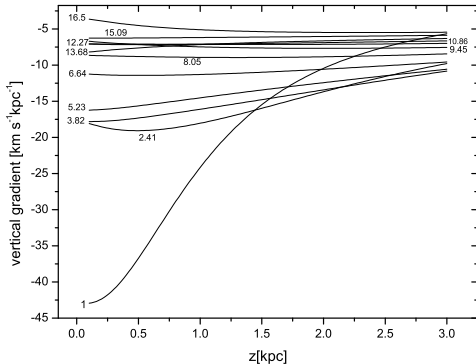
## 2 RESULTS

### 2.1 NGC 2403

We use two rotation curves for galaxy NGC 2403 published in (Sofue et al. 1999) and (Fraternali et al. 2002). We assume the distance of 3.24 Mpc, similarly as in (Sofue et al. 1999), and find the integrated mass to be  $5.22 \times 10^{10} M_\odot$ . Unfortunately, due to not sufficiently high inclination, it was impossible to determine precisely the vertical extent of the gas clouds whose velocity was measured above the cold disk (Fraternali et al. 2002). It was only possible to estimate the gas layer thickness to be of about 3 kpc and the cold disk's thickness of about 0.4 kpc (Fraternali et al. 2002). Therefore, we assume for the gradient estimation, the region  $z \in (0.4, 3)$  kpc. In figure 1 are shown rotation curves (Sofue et al. 1999), (Fraternali et al. 2002), measured in the midplane. Both the curves are consistent with each other. There is also shown rotation curve of the anomalous gas observed above the disk somewhere in the mentioned interval. In between the curves, are shown rotation curves predicted in our model on various heights above the midplane. Our results may suggest that the (Fraternali et al. 2002)'s rotation curve for the anomalous gas was measured even slightly above 3 kpc.

We estimated the gradient value using method-II in the region  $r \in (1, 16.5)$  kpc defined by the initial and final points of anomalous gas measurements. We assume radial step size of 0.5 kpc. The vertical interval is  $z \in (0.4 - 2.4)$  kpc with the step size of 0.4 kpc. We do not use method-I which might lead to large errors due to wide radial region (method-I is best for regions over the flat part of rotation curve and where rotation above the disk also is roughly independent on the radial variable).

The method-II gradient value is  $-10.22 \pm 4.23 \left[ \frac{\text{km}}{\text{s} \cdot \text{kpc}} \right]$ , consistently with (Fraternali 2009)'s result of about  $12 \left[ \frac{\text{km}}{\text{s} \cdot \text{kpc}} \right]$  (the error was not published). Figure 2 illustrates the gradient behavior at various heights above the disk.



**Figure 2.** Galaxy NGC2403. Gradient values predicted in global disk model at various heights above the midplane.

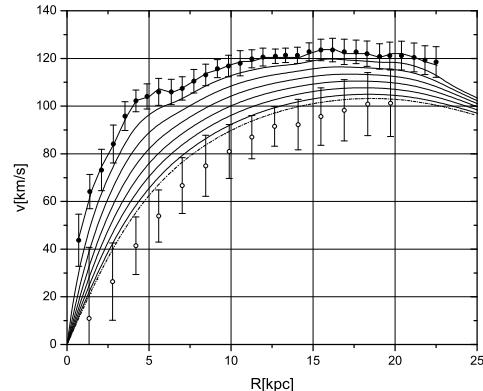
## 2.2 NGC 4559

The gradient in this galaxy was observed in the region  $z \in (0.2, 4)$  kpc (Barbieri et al. 2005) and was determined in the same way as in NGC 2403. At the assumed distance of 9.7 Mpc to the galaxy, the integrated mass corresponding to (Barbieri et al. 2005)’s rotation curve in our model is  $4.82 \times 10^{10} M_{\odot}$ . In figure 3 is shown the rotation curves of cold disk, of anomalous gas above the disk and rotational velocity predicted in our model at various heights over the midplane up to  $z = 4$  kpc in which region rotation of gas has been observed. Again as previously, the exact height of measurements is unknown but is estimated somewhere in the interval  $z \in (0.2, 4)$  kpc. Our predictions are consistent with measurements, in particular the predicted rotation at  $z = 4.0$  kpc overlaps within error bars with rotation curve of the anomalous gas. This may also suggest that the gas was measured slightly above 4.0 kpc. The method-II gradient was determined using predicted rotation curves in radial interval  $r \in (1.3, 19.7)$  kpc in the same steps as for rotation measurement points and  $z \in (0.2, 3.7)$  kpc with assumed step size of 0.7 kpc.

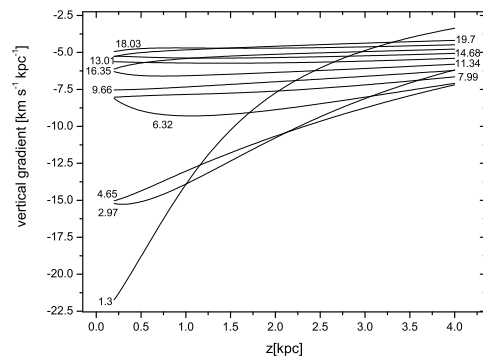
Method-I is not used for the same reasons as for galaxy NGC 2403. The method-II gradient value is  $-7.21 \pm 2.35 \left[ \frac{\text{km}}{\text{s} \cdot \text{kpc}} \right]$ . This result is lower than that given by (Fraternali 2009) of about  $-10 \left[ \frac{\text{km}}{\text{s} \cdot \text{kpc}} \right]$  (again, error was not published). Since this result also must have an error, we are justified to say that our prediction is consistent with gradient observations. Figure 4 shows the gradient behavior at various heights above the disk.

## 2.3 NGC 4302

Rotation curve of galaxy NGC 4302 was taken from (Heald, Rand & Benjamin 2007). The integrated mass at the assumed distance of 16.8 Mpc (the same as in (Heald, Rand & Benjamin 2007)) is  $5.05 \times 10^{10} M_{\odot}$ . The galaxy has a large inclination, therefore the gradient measurement of the azimuthal velocity was done analogously as for NGC 891 (Heald, Rand & Benjamin 2007). Heald, Rand & Benjamin (2007) measured the gradient in a region  $z \in (0.4, 2.4)$  kpc,  $r \in (2.5, 6)$  kpc and obtained a gradient value of about  $30 \left[ \frac{\text{km}}{\text{s} \cdot \text{kpc}} \right]$  ( $31 \pm 19.8 \left[ \frac{\text{km}}{\text{s} \cdot \text{kpc}} \right]$  in the



**Figure 3.** Galaxy NGC 4559. Disk rotation curve (solid circles) and anomalous gas rotation curve above the disk (open circles), both from (Barbieri et al. 2005). The solid lines are rotation curves predicted by our model at various heights above the midplane at  $z = 0.6, 1.2, 1.8, 2.4, 3.0, 3.6$  kpc (from bottom to top). The dashed line – rotation curve predicted at  $z = 4$  kpc.

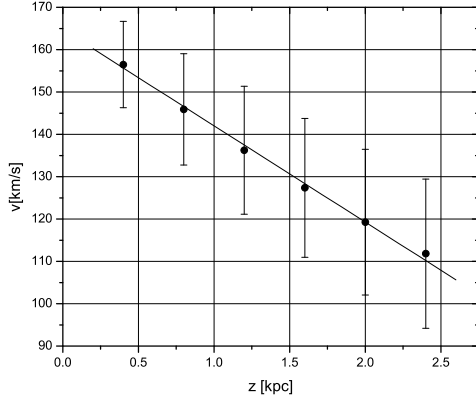


**Figure 4.** Galaxy NGC 4559. Gradient values predicted in global disk model at various heights above the midplane.

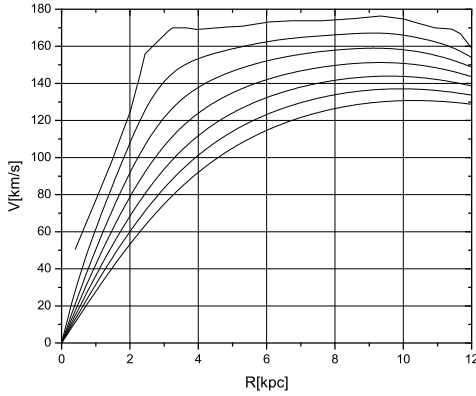
south side). For the gradient calculation in disk model, we assume the same  $z - r$  region like Heald, Rand & Benjamin (2007), with assumed  $z$ -step size of 0.4 kpc and  $r$ -step of 0.5 kpc. In figure 5 is shown azimuthal velocity averaged over  $r$  as a function of vertical distance. The method-I gradient is  $-22.74 \pm 8.35 \left[ \frac{\text{km}}{\text{s} \cdot \text{kpc}} \right]$  and the method-II gradient is  $-22.29 \pm 4.03 \left[ \frac{\text{km}}{\text{s} \cdot \text{kpc}} \right]$ . These values overlap within errors with those for Heald, Rand & Benjamin (2007)’s measurements. Figure 7 shows the gradient behavior at various heights above the disk.

## 2.4 NGC 5775

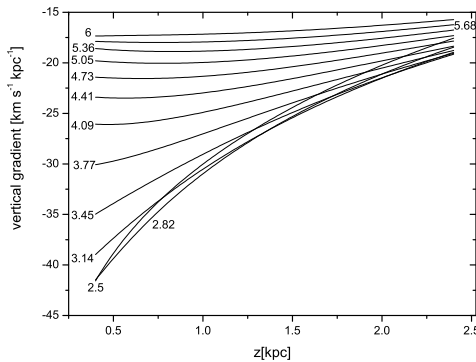
We use rotation curve of galaxy NGC 5775 of Irwin (1994). The integrated mass is  $9.65 \times 10^{10} M_{\odot}$  at assumed distance 24.8 Mpc. Gradient measurements of the azimuthal velocity was carried out in (Heald et al. 2006a) in a wide region  $r \in (0, 12)$  kpc and  $z \in (1.2, 3.6)$  kpc. Such wide region excludes the use of the method-I since azimuthal velocities for radii from such a wide range will differ so much, that



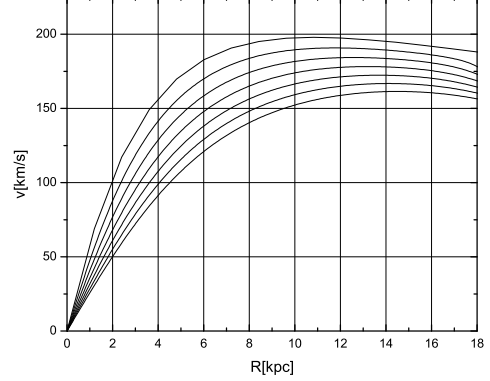
**Figure 5.** Galaxy NGC 4302. Azimuthal velocity as a function of vertical distance from the midplane. The points represent velocity values averaged in interval  $r \in (2.5, 6) \text{ kpc}$ , the bars show the velocity standard deviation in the interval.



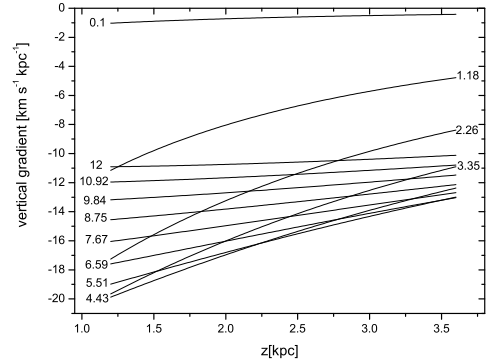
**Figure 6.** Galaxy NGC 4302. From the top: rotation curve (Heald, Rand & Benjamin 2007), rotation velocity above the midplane predicted by the global disk model in interval  $z \in (0.6, 3.6) \text{ kpc}$  in steps of  $0.6 \text{ kpc}$ .



**Figure 7.** Galaxy NGC 4302. The gradient values predicted in the global disk model at various heights above the midplane.



**Figure 8.** Galaxy NGC 5775. From the top – rotation curve from (Irwin 1994), rotation curves predicted in disk model at various heights above the midplane for  $z \in (0.6, 3.6) \text{ kpc}$  in steps of  $0.6 \text{ kpc}$ .



**Figure 9.** Galaxy NGC 5775. Gradient values predicted in global disk model at various heights above the midplane.

the dispersion of gradient estimation might be larger than the gradient value. Therefore, we use only method-II which gives  $-11.96 \pm 4.33 \left[ \frac{\text{km}}{\text{s} \cdot \text{kpc}} \right]$ . The assumed  $r - z$  region is the same as used for measurements and assumed steps are  $\Delta z = 0.6 \text{ kpc}$  and  $\Delta r = 1.0 \text{ kpc}$ . The measured gradient value in (Heald et al. 2006a) is  $8 \pm 4 \left[ \frac{\text{km}}{\text{s} \cdot \text{kpc}} \right]$  and it agrees with our value within errors. Figure 9 shows the gradient behavior at various heights above the disk.

### 3 CONCLUSIONS

We calculated vertical gradient of azimuthal velocity in the framework of a global disk model in the quasi-circular orbits approximation, assuming that the disk comprises whole dynamical mass inferred from rotation curve of a galaxy. The model was used based on a geometry argument – rotational velocity falls off in the direction vertical to the galaxy midplane, and from the gradient value argument – the observed gradient values are high, suggesting that gross mass distribution in spiral galaxies might be flattened.

In this paper we examined 4 spiral galaxies obtain-

ing gradient values ranging from  $-7.21 \pm 2.35$  to  $-22.74 \pm 8.35 \left[ \frac{\text{km}}{\text{s} \cdot \text{kpc}} \right]$ . There is a general tendency in the gradient behavior – for sufficiently large radii, gradient values tend to be independent of the height above the galactic plane.

Our predictions agree within errors with the measured gradient values. This agreement shows that the simple model of global thin disk is able to account for the measured, often high gradient values. It is worth to remind that global disk model gives high gradient values required for galaxies like NGC 4302, or NGC 891 (see (Jałocha et al. 2010)), which are hard to explain by other models, such as a ballistic model, which often predicts gradient values several times lower than observed.

The results of the current paper, and of our previous paper devoted to gradient study in the Milky Way Galaxy (Jałocha et al. 2010), provide strong argument for that the gross mass distribution in spiral galaxies might be flattened, disk-like, rather than spheroidal, unlike suggested by massive spheroidal dark halo models. Another conclusion is that the gas motion above galactic disks of spiral galaxies might be governed by gravitational potential of the galactic disk alone rather than by non-gravitational physics like matter fountains.

## REFERENCES

- Barbieri, C. V.; Fraternali, F.; Oosterloo, T.; Bertin, G.; Boomsma, R.; Sancisi, R. 2005A&A...439..947B
- Bratek L., Jałocha J., Kutschera M., 2008a, MNRAS, 391, 1373
- Fraternali, Filippo IAUS 2009 254 255F
- Fraternali, Filippo; van Moorsel, Gustaaf; Sancisi, Renzo; Oosterloo, Tom 2002AJ....123.3124F
- Gradshteyn, I. S. and Ryzhik, I. M. *Tables of Integrals, Series, and Products*, 6th ed. San Diego, CA: Academic Press
- Heald, George H.; Rand, Richard J.; Benjamin, Robert A.; Bershad, Matthew A. ApJ 663 933H 2007
- Heald, George H.; Rand, Richard J.; Benjamin, Robert A.; Collins, Joseph A.; Bland-Hawthorn, Joss ApJ 636 181H 2006
- Heald G. H., Rand R. J, Benjamin R. A. & Bershad, M. A. 2006, ApJ, 647, 1018
- Irwin, Judith A. 1994ApJ...429..618I
- Jałocha, J.; Bratek, L.; Kutschera, M. and Skindzier, P. (2010) accepted for publ. in MNRAS, [ArXiv1003.5936](#)
- Jałocha J., Bratek L., Kutschera M., 2008b, ApJ, 679, 373
- Levine E. S., Heiles C. & Blitz L. 2008, ApJ, 679, 1288
- Oosterloo T., Fraternali F. & Sancisi, R. 2007, AJ, 134, 1019
- Sofue, Y.; Tutui, Y.; Honma, M.; Tomita, A.; Takamiya, T.; Koda, J.; Takeda, Y. 1999 ApJ 523 136S

