

Identification of Magnetite in B-type Asteroids

Bin Yang¹ and David Jewitt²

¹ *Institute for Astronomy, University of Hawaii, Honolulu, HI 96822*

² *Department of Earth and Space Sciences, Institute for Geophysics and Planetary Physics and
Department of Physics and Astronomy, UCLA, Los Angeles, CA 90095*

yangbin@ifa.hawaii.edu, jewitt@ucla.edu

ABSTRACT

Spectrally blue (B-type) asteroids are rare, with the second discovered asteroid Palas being the largest and most famous example. We conducted a focused, infrared spectroscopic survey of B-type asteroids to search for water-related features in these objects. Our results show that the negative optical spectral slope of some B-type asteroids is due to the presence of a broad absorption band centered near $1.0\ \mu\text{m}$. The $1\text{-}\mu\text{m}$ band can be matched in position and shape using magnetite (Fe_3O_4), which is an important indicator of past aqueous alteration in the parent body. Furthermore, our observations of B-type asteroid (335) Roberta in the $3\text{-}\mu\text{m}$ region reveal an absorption feature centered at $2.9\ \mu\text{m}$, which is consistent with the absorption due to phyllosilicates (another hydration product) observed in CI chondrites. The new observations suggest that at least some B-type asteroids are likely to have incorporated significant amounts of water ice and to have experienced intensive aqueous alteration.

Subject headings: infrared: solar system — aqueous alteration — minor planets, asteroids

1. Introduction

Many meteoroid streams are associated with the orbits of active comets (Jenniskens 2008). For instance, the Eta Aquarids and the Orionids are associated with comet Halley (Whipple 1951; McKinley 1961), while the Leonid shower and the Perseid shower are associated with comet 55P/Tempel-Tuttle (Mason 1995) and comet 109P/Swift-Tuttle (Jenniskens et al. 1998), respectively. However, the Geminid shower is instead associated with (3200) Phaethon (Whipple 1983), whose orbit is that of an asteroid and which has failed to show any evidence of on-going mass loss (Chamberlin et al. 1996, Hsieh and Jewitt 2005). It is worth mentioning here that the orbit of Phaethon is unusual even among near earth asteroids (NEAs) in having a very short period ($P \sim 1.43\ \text{yr}$) along with a small perihelion distance of $q = 0.141\ \text{AU}$ (Green & Kowal 1983). What makes it more interesting is that Phaethon shows a conspicuously bluish (negatively sloped) 0.4 to $0.9\ \mu\text{m}$ spectrum (Tholen 1984; Luu & Jewitt 1990; Chamberlin et al. 1996; Lazzarin et al. 1996;

Licandro et al. 2007). Blue asteroids are relatively rare, with only $\sim 4\%$ being bluer than the solar color (Tholen 1984; Bus & Binzel 2002; Binzel et al. 2002; Dandy et al. 2003). These rare blue objects are classified as B-type in the Bus taxonomic system (Bus 1999).

Previous studies have recognized that Phaethon is not the only blue object that is found to be associated with past cometary activity (Meng et al. 2004; Licandro et al. 2007; Licandro & Campins 2009). For example, Ohtsuka et al. (2006) identified an Apollo-type NEA 2005 UD that shows a orbit similar to that of 3200 Phaethon. Broadband photometry of 2005 UD revealed that it has blue optical colors that resemble those of Phaethon, consistent with the hypothesis that these two bodies have a common origin (Jewitt & Hsieh 2006; Kinoshita et al. 2007). Moreover, another Apollo asteroid 1999 YC was found to be dynamically associated with 3200 Phaethon and 2005 UD (Ohtsuka et al. 2008). These authors further suggested the existence of a “Phaethon-Geminid stream Complex (PGC)”, which consists of a group of fragments that share similar dynamical properties (Kasuga & Jewitt 2008). Beside the Phaethon-Geminid Stream, NEA 2001 YB₅ (Meng et al. 2004) and 4015 Wilson-Harrington (also known as comet 107P; Cunningham (1950), Fernandez et al. (1997)) are reported to be the possible parent bodies of weak meteor showers. Spectra of both 2001 YB₅ (Yang et al. 2003) and 4015 Wilson-Harrington (Tholen 1984) are blue/neutral in the optical and are classified as Bus B-types.

The over-abundance of B-type reflection spectra in asteroids inferred to have been active in the past is unlikely to be due to chance. On the other hand, some B-types (like Pallas itself) show no hint of past activity, and only $\sim 15\%$ of (mostly Jupiter family) cometary nuclei show blue optical colors (Jewitt 2002), so the meaning of this association is unclear. The present paper was motivated by the possibility that some B-types might have a common origin, perhaps related to water-rich compositions. Accordingly, we undertook spectral observations of B-type asteroids to search for evidence of water ice or other volatiles.

2. Near Infrared Spectroscopy

2.1. Observation and Data Reduction

Near infrared (NIR) observations were taken in May 2008, using the NASA Infrared Telescope Facility (IRTF) 3-m telescope atop Mauna Kea, Hawaii. A medium-resolution 0.8-5.5 μm spectrograph (SpeX) was used, equipped with a Raytheon 1024 x 1024 InSb array having a spatial scale of $0''.15 \text{ pixel}^{-1}$ (Rayner et al. 2003). The low-resolution prism mode gave an overall wavelength range from 0.8 μm to 2.5 μm for all of our NIR observations. We used a $0.8'' \times 15''$ slit that provided an average spectral resolving power of ~ 130 . To remove sky background, an ABBA dither pattern was used with an interval of $7''$ along the slit. Seeing was below $1''$ for all the nights in this study. During our observations, the slit was always oriented along the parallactic angle to minimize effects from differential atmospheric refraction.

In order to correct for strong telluric absorption features from oxygen, water vapor and other atmospheric species, we observed G2V stars close to the scientific target both in time and in sky position. The G2V stars generally have spectra similar to the Sun and they also serve as solar analogs for computing relative reflectance spectra of scientific targets. The SpeX data were reduced using the SpeXtool reduction pipeline (Cushing et al. 2004). Other details of data reduction were described in a previous paper (Yang et al. 2009).

A journal of observations is provided in Table 1.

2.2. Results and Analysis

In order to study B-type asteroids over a wide wavelength range, we combined our NIR (0.8 - 2.5 μm) spectra with available visible (0.44 - 0.85 μm) observations for all the objects in our sample. The visible spectra were taken from two spectroscopic surveys, namely the SMASS II survey (Bus & Binzel 2002) and the S3OS2 survey (Lazzaro et al. 2004). We normalized and merged the NIR data and the visible data at 0.85 μm and then trimmed off the excess wavelength coverage. When combining the NIR and the visible data, we found that many B-type asteroids in our sample show a broad absorption band in their reflectance spectra with the minimum reflectivity near 1- μm . The band center is far from the region of overlap between the visible and near infrared spectra and thus cannot be an artifact of combining different data. The merged spectra of four objects that exhibit typical 1- μm absorption bands are shown in Figure 1, in which the black solid lines are the visible data and the red solid lines are the NIR observations obtained in this study. Figure 1 clearly shows that the blueness of these B-type asteroids, in the optical, is the result of blue-wing absorption from the 1- μm band.

Physical and dynamical properties of the four objects presented in Figure 1 are listed in Table 2. Although the four B-type asteroids show similar spectral profiles both in the optical and the NIR, they have noticeably different orbits as well as different albedos and sizes. Specifically, (142) Polana is a member of the Polana dynamical family (Cellino et al. 2001), (1615) Bardwell is a member of the Themis dynamical family (Zappala et al. 1995) which hosts the two well-known main belt comets, 133P/Elst-Pizarro and 176P/Linear (Hsieh & Jewitt 2006). The other two, (47) Aglaja and (335) Roberta, do not belong to any identified dynamical family. To further characterize compositional properties of the B-type asteroids and to investigate the nature of the 1- μm absorption band, spectral models were applied. Since the four objects are spectrally very similar, we focus our discussion of the modeling results on (335) Roberta with the understanding that eventually similar conclusions apply to the other three asteroids.

2.2.1. Linear Spectral Mixing Model

We compared our data with laboratory spectra from two digital spectral libraries, namely the Brown University Keck/NASA Relab Spectra Catalog and the USGS Digital Spectral Library (Clark et al. 2003). Among well-studied laboratory samples, silicates (i.e. olivine and pyroxene) are well known for showing an absorption band centered near $1.0\ \mu\text{m}$. Areal mixing spectral models incorporating silicates and spectrally neutral materials (such as amorphous carbon), compared to the asteroid spectra, are shown in Figure 2a. The pyroxene model (shown as a blue dashed line in Figure 2a) failed to fit the asteroid spectrum because it produces absorption bands at $0.9\ \mu\text{m}$ and $1.8\ \mu\text{m}$ neither of which is observed in the asteroid spectrum. The olivine model, on the other hand, matches the asteroid absorption feature moderately well from $0.7\ \mu\text{m}$ to $1.4\ \mu\text{m}$. However, there is a discrepancy between the olivine model and the data at wavelengths $\lambda > 1.5\ \mu\text{m}$, becoming worse as wavelength increases. In addition, type A clinopyroxene (Adams 1975) was examined. This silicate sample exhibits a rather different $1\ \mu\text{m}$ absorption band, in terms of the spectral profile, compared with those of olivine and pyroxene. We searched for all available spectra of clinopyroxenes in the RELAB and the USGS libraries and fit the laboratory spectra to the asteroid spectra. Our best-fit clinopyroxene model is shown as the orange dashed line in Figure 2a. We note that the $1\text{-}\mu\text{m}$ band of clinopyroxenes consists of two substructures (Schade et al. 2004), which are not observed in the asteroid spectrum. As such, none of the silicate models is considered as a plausible spectral analog to the B-type asteroids.

Alternatively, we examined carbonaceous chondrite samples. It has long been noticed that reflectance spectra of carbonaceous chondrites are similar to those of the low-albedo asteroids (Gaffey & McCord 1978; Bell 1989; Gaffey et al. 1993; Hiroi et al. 1993, 1996). We searched for spectral analogs of our B-type asteroids among available carbonaceous chondrite samples in the RELAB database, finding that CI and CM chondrites can better fit the asteroid spectra than other chondrite samples. Also, previous work by Hiroi et al. (1996) has shown that spectra of heated CM2 (Murchison) chondrite are similar to the spectra of some B-type asteroids. The results using CI/CM and heated Murchison samples are illustrated in Figure 2b. We found that even the best match among CM chondrites, namely Yamada-86720 (shown as the blue dashed line), provides only a marginal fit to the data in the optical region ($0.5 - 0.9\ \mu\text{m}$) and it fits the asteroid spectrum rather poorly in the NIR. In contrast to CM chondrites, one unusual CI chondrite (Yamada-82162), shown as the pink dashed line in Figure 2b, turned out to be a much better spectral analog of the B-type asteroids. Not only does the overall spectral profile of the Yamada-82162 chondrite generally match the shape of the asteroid spectrum, but also it fits the $1\text{-}\mu\text{m}$ absorption feature both in the band width and the band center. However, a noticeable difference between the asteroid spectrum and that of the CI chondrite appears in the visible wavelength regime, where the reflectivity of the meteorite rises up steeply and then shows a strong UV drop-off ($\lambda < 0.65\ \mu\text{m}$) that is not present in the asteroid spectrum. Similarly, the heated Murchison model, shown in green, can only fit the asteroid spectrum at longer wavelengths and failed at wavelengths shortwards of $1.0\ \mu\text{m}$.

2.2.2. Detection of Magnetite

Surprisingly, we found that a mixture of magnetite (Fe_3O_4) (grain size $74\text{ }\mu\text{m} < D < 250\text{ }\mu\text{m}$, taken from the USGS spectral library) and spectrally neutral materials provides the best spectral match to several B-type asteroids. In particular, our areal mixing model, with 16% magnetite and 84% neutral material by area, fits the spectrum of asteroid (335) Roberta almost perfectly, see Figure 3. The close match between magnetite and the asteroid Roberta suggests that magnetite may be a significant component of the surface materials. This dark iron oxide is abundant in carbonaceous chondrites and has been studied by several meteorite researchers (Kerridge et al. 1979; Hyman & Rowe 1983). In chondritic meteorites, the presence of magnetite is an important indicator of the past aqueous alteration of its host body (Zolensky 1997). If (335) Roberta had undergone aqueous alteration, then it should contain other mineralogical products, such as phyllosilicates (hydrated silicates).

Hydrous minerals have been reported to give rise to several absorption features observed in asteroids in the visible and the NIR. For example, a weak absorption band centered near $0.7\text{ }\mu\text{m}$ is attributed to an $\text{Fe}^{2+} \rightarrow \text{Fe}^{3+}$ charge transfer transition in hydrated minerals (Vilas & Gaffey 1989; Vilas 1994). In the NIR, overtone modes of bonded $\text{H}_2\text{O}/\text{OH}$ in hydrous minerals produce two sharp absorption features at 1.4 and/or $1.9\text{ }\mu\text{m}$, respectively (Bishop & Pieters 1995). We searched for these hydration features in the spectrum of Roberta. Even with the moderately high signal-to-noise ratio (SNR) data, we found neither the $0.7\text{-}\mu\text{m}$ band nor the 1.4 and $1.9\text{ }\mu\text{m}$ absorption features in this object. However, the intensity of these overtone bands and of the charge transfer feature, in the visible and NIR, is generally weak (at the level of a few percent), making these features susceptible to masking by opaque materials. Partly for this reason, previous studies have suggested that strong constraints on the hydration status of an asteroid are best obtained from observations at longer wavelengths, in particular near $3\text{ }\mu\text{m}$ where the O-H bond has its fundamental transition (Rivkin et al. 2002).

3. $3\text{-}\mu\text{m}$ Spectra

The $3\text{ }\mu\text{m}$ region is especially important in the search for hydration features because a combination of bending and stretching modes of the O-H bond in water or hydroxyl-bearing minerals produces several diagnostic bands in this region. For instance, a symmetric stretch mode of the water molecule in ice results in a strong absorption feature at $3.1\text{ }\mu\text{m}$ and an asymmetric feature of O-H occurs at $2.9\text{ }\mu\text{m}$ (Aines & Rossman 1984). Unlike the absorption features at shorter wavelengths, the $3\text{ }\mu\text{m}$ band is commonly saturated and is detectable even with small ($\sim 2\text{ wt}\%$) concentrations of water (Jones et al. 1990). As such, the fundamental absorption bands in the $3\text{-}\mu\text{m}$ region are difficult to suppress by absorbing constituents, and the $3\text{-}\mu\text{m}$ region can set strong constraints on the presence of hydrated minerals the target object.

3.1. Observation and Data Reduction

We took 3- μm observations (1.9 - 4.2 μm) of asteroid (335) Roberta using the long wavelength cross-dispersed (LXD) Mode of SpeX on IRTF in May 2008. Additionally, the Infrared Camera and Spectrograph (IRCS) on the Subaru telescope (Kobayashi et al. 2000) was used to observe (335) Roberta in the K- and L-bands in June 2008. For the Subaru observations, the low resolution Amici prism was adopted. The latter is designed specifically for 3-micron observations with high throughput and wide wavelength coverage (2.0 - 4.2 μm) for spatial scale $0''.020 \text{ pixel}^{-1}$ (Takato & Terada 2006). The LXD data were reduced using the Spextool software with a method described in Yang et al. (2009). The Subaru data were processed following the standard spectroscopic data reduction procedures based on the Image Reduction and Analysis Facility (IRAF), which are described in the Subaru data-reduction cookbook on the IRCS website¹. Spectra of the scientific targets and the standard stars were extracted from flattened, bad-pixel corrected and sky-subtracted images. Consequently, a set of individual spectra of the same object were combined to improve SNR. Since no good reference lamp is available for wavelength calibration in the L band, we used the transmission features of the atmosphere of the Earth in the standard star spectrum. Specifically, four telluric features in the spectrum of the standard star were used to define a second-order polynomial function to transform the pixel coordinate to the absolute wavelength.

3.2. Results

The SpeX spectrum (shown in black) and the IRCS spectrum (shown in red) of (335) Roberta are plotted in Figure 4. The wavelength region from 2.5 to 2.8 μm is severely contaminated by telluric absorption, therefore, this region is omitted from Figure 4. Although the two spectra were taken with different instruments on different telescopes, the LXD data and the IRCS data have almost the same wavelength coverage and show similar spectral profiles. In both spectra, a rapid increase in reflectivity beyond 3.1 μm was observed. At the time of the observations, asteroid Roberta was about 2 AU from the Sun (see Table 1), suggesting that the steep increase in reflectivity is caused by thermal emission. We note that the Subaru spectrum has its thermal excess starting at a shorter wavelength than in the IRTF spectrum. This may be because the Subaru data were taken when the asteroid was slightly closer to the Sun (2.14 AU vs. 2.21 AU, see Table 1) and had higher surface temperature.

We applied a simple thermal model to fit the thermal excess and removed the modeled thermal flux from the data. The thermal flux density is calculated by:

$$f_{BB}(\lambda) = \frac{\epsilon\pi B_{\lambda}(T_e)R_e^2}{\Delta^2} \quad (1)$$

¹<http://subarutelescope.org/Observing/DataReduction/>

where R_e is the effective radius of the object and $B_\lambda(T_c)$ is the Planck function evaluated at the effective temperature and ϵ is the emissivity. Given that no precise shape measurements are available for (335) Roberta, we assume that the asteroid is spherical with $R_e = 44.5$ km (Tedesco et al. 2002). Previous studies have shown that the emissivity for rocks is close to unity at these wavelengths (Morrison 1973; Fernández et al. 2003), therefore we assume $\epsilon = 1.0$.

Our thermal model shows that the effective temperatures of Roberta were 235 ± 15 K and 240 ± 20 K at the time of the IRTF observation and the Subaru observation, respectively. The reflectance spectra of Roberta, after removing the thermal emission, are shown in Figure 5, in which the IRTF data are shown as black open squares and the Subaru data are shown as blue stars. In order to enhance the SNR, we resampled the spectra in coarser wavelength bins of width $0.015 \mu\text{m}$. An emission-like feature was observed between 3.3 and $3.4 \mu\text{m}$ in the Subaru data. This feature is caused by residuals from telluric absorption. Apart from this feature and other imperfect telluric subtractions, the IRTF data and the Subaru data are consistent with each other. An absorption feature at the level of $\sim 10\%$ was observed in both data sets. The band center and the spectral profile of the observed absorption feature are consistent with those of the diagnostic $2.9 \mu\text{m}$ band of phyllosilicates. Similar features have been observed in other low-albedo C-complex asteroids, which are rich in hydrated minerals (Rivkin et al. 2003). In particular, the shape of the $2.9\text{-}\mu\text{m}$ absorption feature (20% in depth) in the spectrum of (2) Pallas (Rivkin et al. 2003) is similar to that of Roberta. On the other hand, the depth of the absorption band can potentially be affected by telluric contamination, thermal removal or rotation. Therefore, additional observations over the entire rotational period of (335) Roberta are needed to better determine the strength of the $2.9 \mu\text{m}$ absorption band.

Two linear areal-mixing spectral models are used to further investigate compositional constraints from the observations in the $3\text{-}\mu\text{m}$ region. The models and the data are presented in Figure 5. The magnetite model, shown in green, fits the data in the visible and the NIR but it fails to produce the observed absorption band centered at $2.9 \mu\text{m}$. The band center is too short to be explained by water ice, as reported recently on (24) Themis (Campins et al. (2010), Rivkin & Emery (2010)). On the other hand, this $2.9 \mu\text{m}$ feature is consistent with the O-H absorption band commonly seen in laboratory spectra of carbonaceous chondrites (e.g. CM, CI). However, as we discussed earlier, the spectral models with CM/CI chondrites alone can not fit the data well at shorter wavelengths. As a compromise, we found that mixing CI chondrite with a small amount ($\sim 2\%$) of pure magnetite improves the fit dramatically. The mixture spectrum, shown as solid red line, can fit the data successfully from the optical to the $3 \mu\text{m}$ region.

4. Discussion

Our spectral models show that the synthetic spectrum of the mixture of Y-82162 chondrite and magnetite fits the spectrum of the asteroid (335) Roberta over a wide wavelength range. Given the high signal-to-noise ratio and spectral resolution of our data, we believe that the fit is significant, in

the sense that the asteroid analogs and materials required to reproduce the spectrum are plausible constituents of the asteroids. Moreover, since only one model provides a high precision fit, the model strongly implies a specific mineralogy of the asteroid.

Antarctic carbonaceous chondrite Y-82162 is classified into the CI group based on its oxygen isotopic properties (Kojima & Yanai 1987) and magnetite is found to be an abundant phase in carbonaceous chondrites, up to 16% by weight (Hyman & Rowe 1982). Kerridge et al. (1979) pointed out that the composition and morphology of magnetite in CI chondrites is incompatible with a nebular origin. The authors therefore suggested that magnetite was formed during a secondary mineralization on a planetesimal after the primitive condensation epoch (Kerridge et al. 1979). Converging lines of evidence show that liquid water was widely available during the earliest geological era of the solar system (Brearley (2006), Jewitt et al. (2007)). Chemical reactions between water and rocks at temperatures perhaps only slightly above freezing lead to aqueous alteration that largely affected the oxidation states, mineralogy and surface chemistry of the host objects. In chondritic meteorites, the mineralogical products of aqueous alteration include hydrous minerals (i.e. serpentines and clays), hydroxides, oxides (magnetite and ferrihydrite), and carbonates (Brearley 2006). The detections of magnetite, and of the 2.9 μm band in the spectrum of (335) Roberta, are consistent with aqueous alteration. Therefore, our observations suggest that B-type asteroid Roberta was once rich in water ice and had experienced intensive aqueous alteration.

Many meteorites are derived from near-earth-objects (NEOs) (McSween et al. 2006). However, NEOs are dynamically unstable and short lived, so the NEO population must be continually replenished from other sources, which are the parent bodies of these meteorites. At present, the parent body for carbonaceous chondrites is under debate. While the widely held belief is that carbonaceous chondrites originate from asteroidal objects, (Lodders & Osborne 1999) argued that the mineralogy and chemical characteristics of CI and CM chondrites are consistent with a cometary origin. However, the big problem for the cometary-parent scenario lies in the fact that CI and CM chondrites both have experienced intensive aqueous alteration, given the presence of rich hydrous minerals, carbonates, oxides and sulfates. Based on the latest studies of particles from the comet 81P/Wild 2 from the Stardust mission, no phyllosilicates and carbonates were found in the Wild 2 samples (Zolensky et al. 2008). Although Lisse et al. (2006) reported detections of phyllosilicates and carbonates in the ejecta of Deep Impact, other secondary minerals (such as hydroxides, hydrated sulfides and oxides) are notably absent from comet 9P/Tempel 1 (Lisse et al. 2007), 1P/Halley (Jessberger 1999) and 81P/Wild 2 (Zolensky et al. 2006, 2008). In particular, no magnetite (an important product of parent-body aqueous alteration) has ever been detected in comets (Abell et al. 2005; Campins et al. 2006, 2007). In fact, theoretical simulations have shown that it is more difficult for comets to host liquid water in their interiors because comets are likely to have accreted more amorphous ice than asteroids. Heating from ^{26}Al would first crystallize amorphous ice and the excess heat could quickly escape from the comet interior due to the higher heat conductivity of crystalline ice (Prialnik et al. 2008; Kelley & Wooden 2009).

In contrast to comet observations, our detections of magnetite features in the NIR and phyl-

losilicate absorption band in the 3- μm region based on observations of B-type asteroid (335) Roberta reinforce the link between the carbonaceous chondrites and the main belt asteroids. As such, our observations suggest that this object is rich in magnetite and phyllosilicates and this object may contain parental materials for the CI chondrite.

Lastly, we were motivated to study B-type asteroids by the observation that several meteor-stream-associated asteroids are blue. However, we found no evidence for water ice in B-type asteroids and so no evidence that they could ever lose mass through sublimation. Even more surprisingly, the NIR spectrum of Geminid parent (3200) Phaethon (Licandro et al. 2007) shows no absorption band near 1 μm , and so differs from the B-types presented here. As such, a reasonable conclusion is that B-type asteroids are a heterogeneous group (c.f. Clark et al. (2009)).

5. Summary

Our spectroscopic study of four B-type asteroids, namely (47) Aglaja, (142) Polana, (335) Roberta and (1615) Bardwell, in the infrared yields the following results:

- A broad absorption feature, centered near 1.0 μm , was observed in the reflectance spectra of these asteroids. The absorption feature is consistent in position and shape with the presence of magnetite.
- The short-wavelength wing of the 1 μm band is responsible for the principal defining characteristic - the blue optical color - of these B-type asteroids.
- B-type asteroid (335) Roberta, which shows the 1 μm magnetite feature, also shows a band $\sim 10\%$ deep centered near 2.9 μm . We attribute this band to O-H bond vibrations in a hydrated mineral. The good magnetite-fit and the detection of 2.9 μm absorption strongly suggest that (335) Roberta experienced significant aqueous alteration.

6. Acknowledgment

We thank Alan Tokunaga for his support in granting the IRTF telescope time for this work and Drs. Sasha Krot, Gary Huss and Ed Scott for valuable discussions and constructive suggestions. The authors also would like to acknowledge the RELAB assistance of Takahiro Hiroi. BY was supported by the National Aeronautics and Space Administration through the NASA Astrobiology Institute under Cooperative Agreement No. NNA08DA77A issued through the Office of Space Science and by a grant to David Jewitt from the NASA Planetary Origins program.

REFERENCES

- Abell, P. A., et al. 2005, *Icarus*, 179, 174
- Adams, 1975. J.B. Adams, Interpretation of visible and near-infrared diffuse reflectance spectra of pyroxenes and other rock-forming minerals. In: C. Karr, Editor, *Infrared and Raman Spectroscopy of Lunar and Terrestrial Minerals*, Academic Press, New York (1975), pp. 91116.
- Aines, R. D., & Rossman, G. R. 1984, *Journal of Geophysical Research*, 89, 4059
- Bell, J. F. 1989, *Icarus*, 78, 426
- Binzel, R. P., Lupishko, D., di Martino, M., Whiteley, R. J., & Hahn, G. J. 2002, in *Asteroids III*, ed. W. F. Bottke, Jr., et al. (Tucson: Univ. Arizona Press), 255
- Bishop, J. L., & Pieters, C. M. 1995, *Journal of Geophysical Research*, 100, 5369
- Brearely, A. J. 2006, *The Action of Water*. In “*Meteorites and the Early Solar System II*” , ed. Dante Lauretta, H.Y. McSween Jr and L. Leshin, (Arizona University Press), 587
- Browning, L., 1997, in *Proceedings of Workshop on Parent-Body and Nebular Modification of Chondritic Materials*, M.E. Zolensky, A.N. Krot and E.R.D. Scott (eds.), Lunar and Planetary Institute, 9
- Bus, S. J. 1999, Ph.D. thesis, MIT
- Bus, S. J., & Binzel, R. P. 2002, *Icarus*, 158, 146
- Campins, H., Ziffer, J., Licandro, J., Pinilla-Alonso, N., Fernández, Y., León, J. d., Mothé-Diniz, T., & Binzel, R. P. 2006, *AJ*, 132, 1346
- Campins, H., Licandro, J., Pinilla-Alonso, N., Ziffer, J., de León, J., Mothé-Diniz, T., Guerra, J. C., & Hergenrother, C. 2007, *AJ*, 134, 1626
- Campins, H., et al. 2010, *Nature*, 464, 1320
- Cellino, A., Zappalà, V., Doressoundiram, A., di Martino, M., Bendjoya, P., Dotto, E., & Migliorini, F. 2001, *Icarus*, 152, 225
- Chamberlin, A. B., McFadden, L.-A., Schulz, R., Schleicher, D. G., & Bus, S. J. 1996, *Icarus*, 119, 173
- Clark, R. N., Swayze, G. A., Wise, R., Livo, K. E., Hoefen, T. M., Kokaly, R. F., & Sutley, S. J. 2003, in *American Astronomical Society, 35th DPS meeting*, Vol. 35
- Clark, B. E., et al. 2009, *AAS/Division for Planetary Sciences Meeting Abstracts*, 41, #32.08

- Cunningham, L. E. 1950, IAU Circ., 1250, 3
- Cushing, M. C., Vacca, W. D., & Rayner, J. T. 2004, Publications of the Astronomical Society of the Pacific, 116, 362
- Dandy, C. L., Fitzsimmons, A., & Collander-Brown, S. J. 2003, Icarus, 163, 363
- Fernàndez, Y. R., McFadden, L. A., Lisse, C. M., Helin, E. F., & Chamberlin, A. B. 1997, Icarus, 128, 114
- Fernàndez, Y. R., Sheppard, S. S., & Jewitt, D. C. 2003, AJ, 126, 1563
- Gaffey, M. J., Burbine, T. H., & Binzel, R. P. 1993, Meteoritics, 28, 161
- Gaffey, M. J., & McCord, T. B. 1978, Space Science Reviews, 21, 555
- Green, S., & Kowal, C. 1983, IAU Circ., 3878
- Hiroi, T., Pieters, C. M., Zolensky, M. E., & Lipschutz, M. E. 1993, Science, 261, 1016
- Hiroi, T., Zolensky, M. E., Pieters, C. M., & Lipschutz, M. E. 1996, Meteoritics and Planetary Science, 31, 321
- Hsieh, H. H., & Jewitt, D. 2005, ApJ, 624, 1093
- Hsieh, H. H., & Jewitt, D. 2006, Science, 312, 561
- Hyman, M., & Rowe, M. W. 1982, in Lunar and Planetary Science XIII, 354
- Hyman, M., & Rowe, M. W. 1983, Journal of Geophysical Research, 88
- Jenniskens, P., et al. 1998, Monthly Notices of the Royal Astronomical Society, 301, 941
- Jenniskens, P. 2008, Earth Moon and Planets, 102, 505
- Jessberger, E. K. 1999, Space Science Reviews, 90, 91
- Jewitt, D. C. 2002, AJ, 123, 1039
- Jewitt, D., & Hsieh, H. 2006, Astronomical Journal, 132, 1624
- Jewitt, D., Chizmadia, L., Grimm, R., & Prrialnik, D. 2007, Protostars and Planets V, University of Arizona Press, (ed: B. Reipurth et al.), 863
- Jones, T. D., Lebofsky, L. A., Lewis, J. S., & Marley, M. S. 1990, Icarus, 88, 172
- Kasuga, T., & Jewitt, D. 2008, AJ, 136, 881
- Kelley, M. S., & Wooden, D. H. 2009, Planetary and Space Science, 57, 1133

- Kerridge, J. F., Mackay, A. L., & Boynton, W. V. 1979, *Science*, 205, 395
- Kinoshita, D., et al. 2007, *Astronomy and Astrophysics*, 466, 1153
- Kobayashi, N., et al. 2000, in *Optical and IR Telescope Instrumentation and Detectors*, M. Iye, A. F. Moorwood (Eds). *Proc. SPIE Vol. 4008*, 1056
- Kojima, H., & Yanai, K. 1987, *Meteoritics*, 22
- Lazzaro, D., et al., 2004, *Icarus*, 172, 179
- Lazzarin, M., Barucci, M. A., & Doressoundiram, A. 1996, *Icarus*, 122, 122
- Licandro, J., et al. 2007, *Astronomy and Astrophysics*, 461, 751
- Licandro, J. & Campins, H., (2009). Are the main belt comets, comets? *Proceedings of the International Astronomical Union*, 5, 215
- Lisse, C. M., et al. 2006, *Science*, 313, 635
- Lisse, C. M., Kraemer, K. E., Nuth, J. A., Li, A., & Joswiak, D. 2007, *Icarus*, 187, 69
- Lodders, K., & Osborne, R. 1999, *Space Science Reviews*, 90, 289
- Luu, J. X., & Jewitt, D. C. 1990, *Astronomical Journal*, 99, 1985
- Mason, J. W. 1995, *Journal of the British Astronomical Association*, 105, 219
- McKinley D. W. R., 1961, *Meteor Science and Engineering*. McGrawHill, New York
- McSween, H. Y., Jr., Lauretta, D. S., & Leshin, L. A. 2006, *Meteorites and the Early Solar System II*, D. S. Lauretta and H. Y. McSween Jr. (eds.), University of Arizona Press, Tucson, 53
- Meng, H., et al. 2004, *Icarus*, 169, 385
- Morrison, D. 1973, *Icarus*, 19, 1
- Ohtsuka, K., et al., 2006, *A&A*, 450, L25
- Ohtsuka, K., Arakida, H., Ito, T., Yoshikawa, M., & Asher, D. J. 2008, *Meteoritics and Planetary Science Supplement*, 43, 5055
- Prialnik, D., Sarid, G., Rosenberg, E. D., & Merk, R. 2008, *Space Science Reviews*, 138, 147
- Rayner, J. T., Toomey, D. W., Onaka, P. M., Denault, A. J., Stahlberger, W. E., Vacca, W. D., Cushing, M. C., & Wang, S. 2003, *Publications of the Astronomical Society of the Pacific*, 115, 362
- Rivkin, A. S., Howell, E. S., Vilas, F., & Lebofsky, L. A. 2002, *Asteroids III*, W. F. Bottke Jr., A. Cellino, P. Paolicchi, and R. P. Binzel (eds), University of Arizona Press, Tucson, 235

- Rivkin, A. S., Davies, J. K., Johnson, J. R., Ellison, S. L., Trilling, D. E., Brown, R. H., & Lebofsky, L. A. 2003, *Meteoritics and Planetary Science*, 38, 1383
- Rivkin, A. S., & Emery, J. P. 2010, *Nature*, 464, 1322
- Schade, U., Wäsch, R., & Moroz, L. 2004, *Icarus*, 168, 80
- Takato, N., & Terada, H. 2006, *Proc. SPIE*, 6269.
- Tedesco, E. F., Noah, P. V., Noah, M., & Price, S. D. 2002, *AJ*, 123, 1056
- Tholen, D. J. 1984, Ph.D. Thesis, Univ. of Arizona
- Vilas, F., & Gaffey, M. J. 1989, *Science*, 246, 790
- Vilas, F. 1994, *Icarus*, 111, 456
- Whipple, F. L. 1951, *ApJ*, 113, 464
- Whipple, F. L. 1983, *IAU Circ.*, 3881
- Yang, B., Zhu, J., Gao, J., Ma, J., Zhou, X., Wu, H., & Guan, M. 2003, *AJ*, 126, 1086
- Yang, B., Jewitt, D., & Bus, S. J. 2009, *AJ*, 137, 4538
- Zappala, V., Bendjoya, P., Cellino, A., Farinella, P., & Froeschle, C. 1995, *Icarus*, 116, 291
- Zolensky, M. E., 1997, in *Proceedings of Workshop on Parent-Body and Nebular Modification of Chondritic Materials*, M.E. Zolensky, A.N. Krot and E.R.D. Scott (eds.), Lunar and Planetary Institute, 9
- Zolensky, M. E., et al. 2006, *Science*, 314, 1735
- Zolensky, M. E., et al. 2008, *Meteoritics and Planetary Science*, 43, 261

Table 1. Observational Parameters for the B-type Asteroids

Object	Date UT	Obs. Mode	Exp. sec.	Airmass	r^a AU	Δ^b AU	ϕ^c $^\circ$	Standard
47 Aglaja	2008 May 12	SpeX (Prism)	720	1.50	2.576	1.940	20.2	HD193193
142 Polana	2008 July 25	SpeX (Prism)	720	1.08	2.482	1.674	17.3	HD223228
335 Roberta	2008 May 12	SpeX (LXD)	360	1.29	2.207	1.208	5.3	HD140990
335 Roberta	2008 May 13	SpeX (Prism)	360	1.13	2.205	1.208	5.6	HD100038
335 Roberta	2008 June 22	IRCS (Prism)	600	1.17	2.143	1.366	22.0	HD131876
1615 Bardwell	2008 July 25	SpeX (Prism)	1200	1.28	2.949	2.014	9.3	HD208620

^aHeliocentric distances are taken from JPL/Horizon.

^bGeocentric distances are taken from JPL/Horizon.

^cPhase angles at the time of the observations, taken from JPL/Horizon.

Table 2. Orbital and Physical Properties of the B-types

Object	q^a (AU)	a^b (AU)	i^c $^\circ$	e^d	D^e (km)	p_v^f	Center g μm
47 Aglaja	2.503	2.881	4.99	0.13	127	0.080	1.13
142 Polana	2.087	2.418	2.24	0.14	55	0.045	1.12
335 Roberta	2.042	2.474	5.09	0.17	89	0.058	1.17
1615 Bardwell	2.565	3.121	1.69	0.18	28	0.064	1.17

^aPerihelion distance in (AU). From JPL/Horizon.

^bOrbital semi-major axis in (AU). From JPL/Horizon.

^cOrbital inclination in (degree). From JPL/Horizon.

^dOrbital eccentricity. From JPL/Horizon.

^eMean diameter computed from absolute magnitude (H) and IRAS albedo.

^fMean geometric albedo based on IRAS photometry (Tedesco et al. 2002).

^gCenter of the broad absorption band.

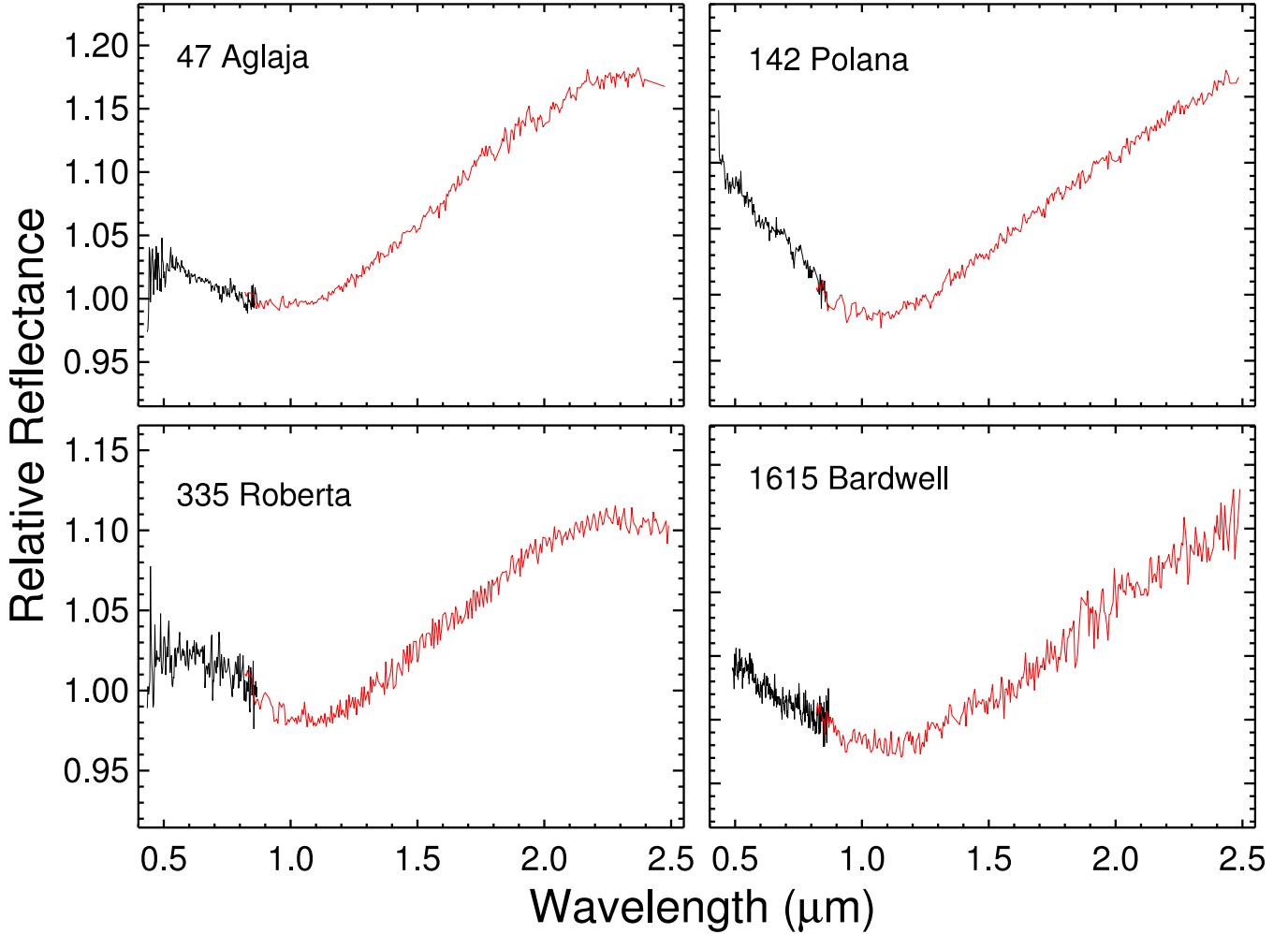


Fig. 1.— Visible and NIR spectra of 4 B-type asteroids that show a broad absorption band near 1.0 μm . The visible data are shown in black and the NIR spectra obtained in this study are shown in red. The visible observations of asteroid (1615) Bardwell) is taken from the S3oS2 survey (Lazzaro et al. 2004) and the visible data of the other 3 objects are from the SMASS II survey (Bus & Binzel 2002). The visible and the NIR spectra are normalized at 0.85 μm .

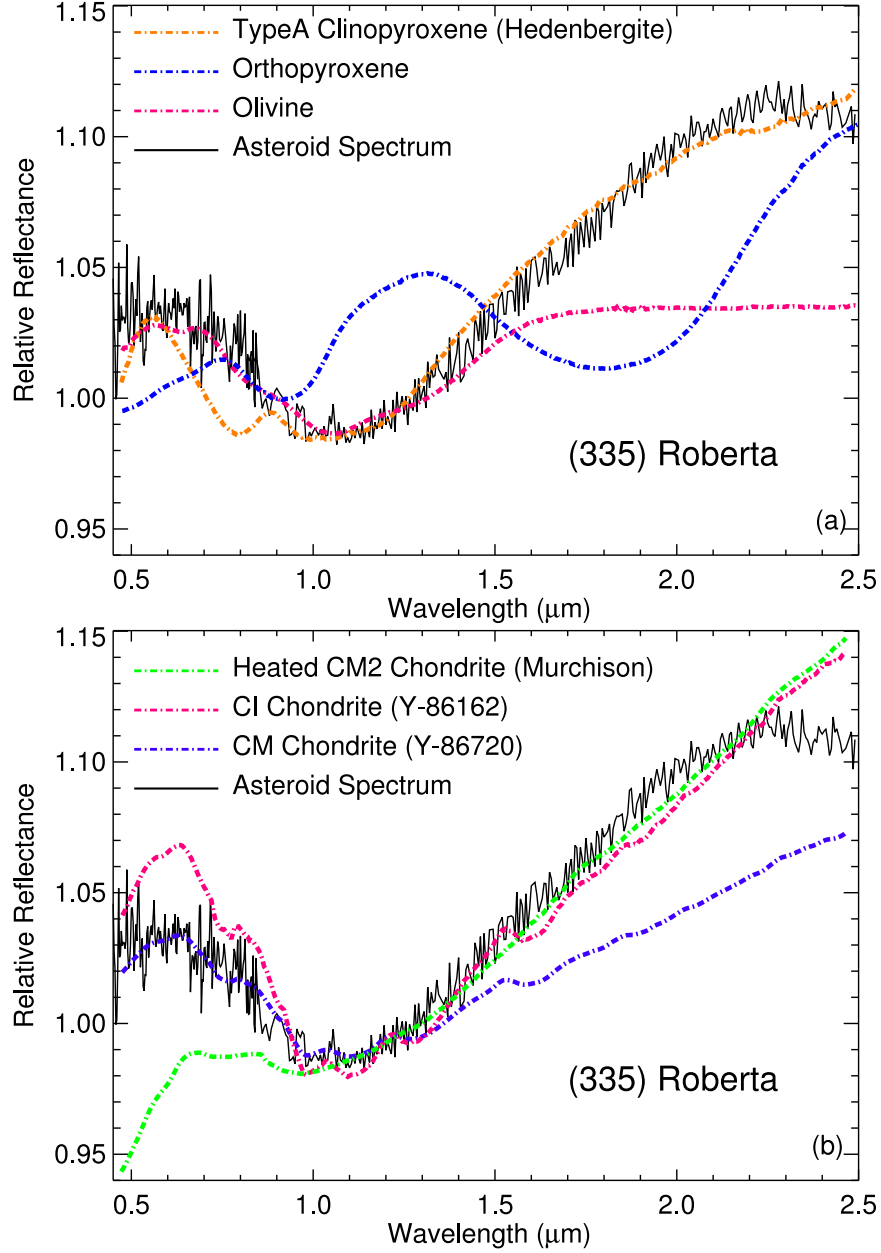


Fig. 2.— Linear spectral mixing models, using laboratory spectra of silicates and carbonaceous chondrites, fit to the spectrum of B-type asteroid (335) Roberta. The Hedenbergite sample is from the USGS and the other samples are taken from RELAB. Panel (a) shows that the observed absorption feature can not be reproduced using silicates. The silicate spectra are scaled to fit the 1- μm band. Panel (b) shows that the CM chondrite model fits the data well at wavelengths shortwards of 1.3 μm but fails to match the asteroid spectrum at longer wavelengths. On the contrary, both the CI and the heated CM2 chondrite models fit the data better at longer wavelengths $\lambda > 1.0 \mu\text{m}$, however significant discrepancies are observed below 1.0 μm .

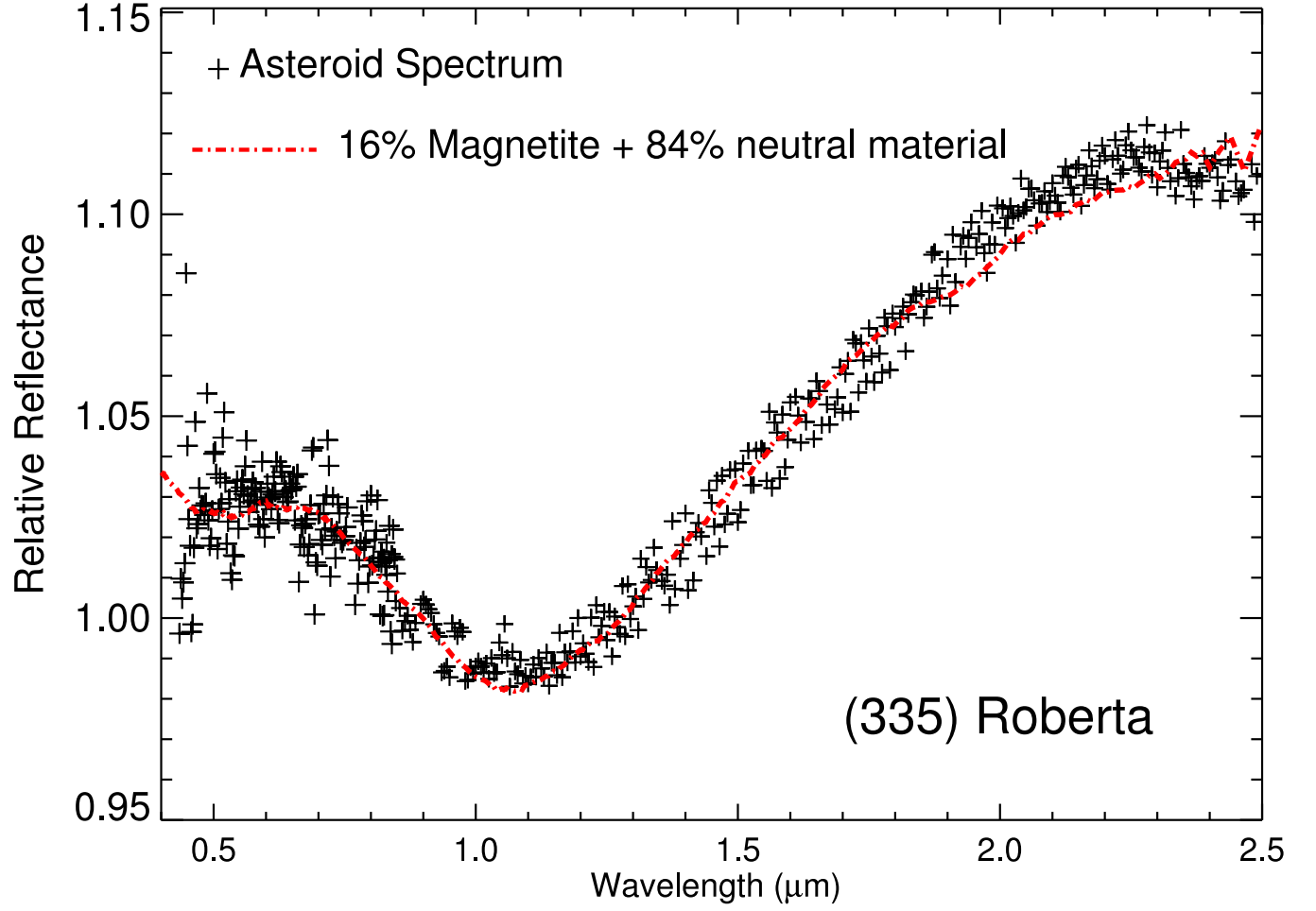


Fig. 3.— Reflection spectrum of asteroid (335) Roberta compared with an areal mixing model using 16%, magnetite and 84% spectrally neutral material.

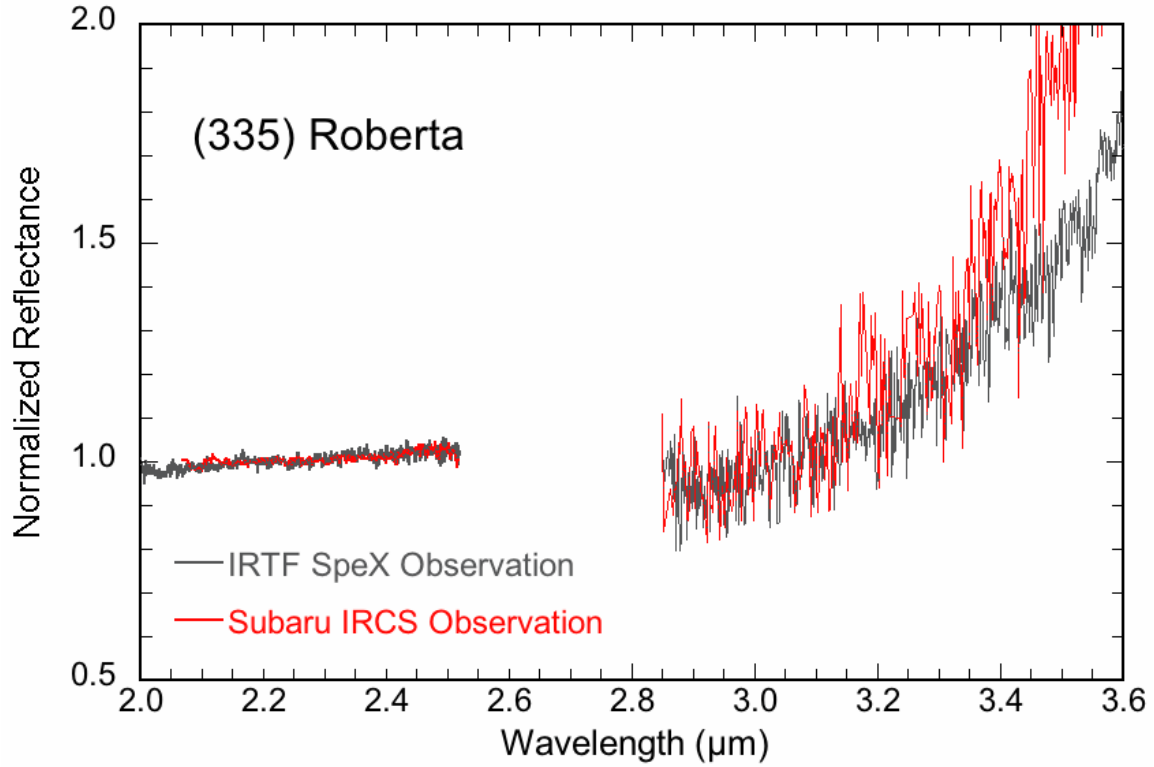


Fig. 4.— K and L-band spectra of asteroid (335) Roberta. The IRTF observation (black line) was made on UT May 12, 2008. The Subaru observation (red line) was made on UT June 22, 2008. The slight divergence of the data sets at wavelengths $>3.4 \mu\text{m}$ is due to the slightly higher effective temperature of Roberta when the Subaru data were taken.

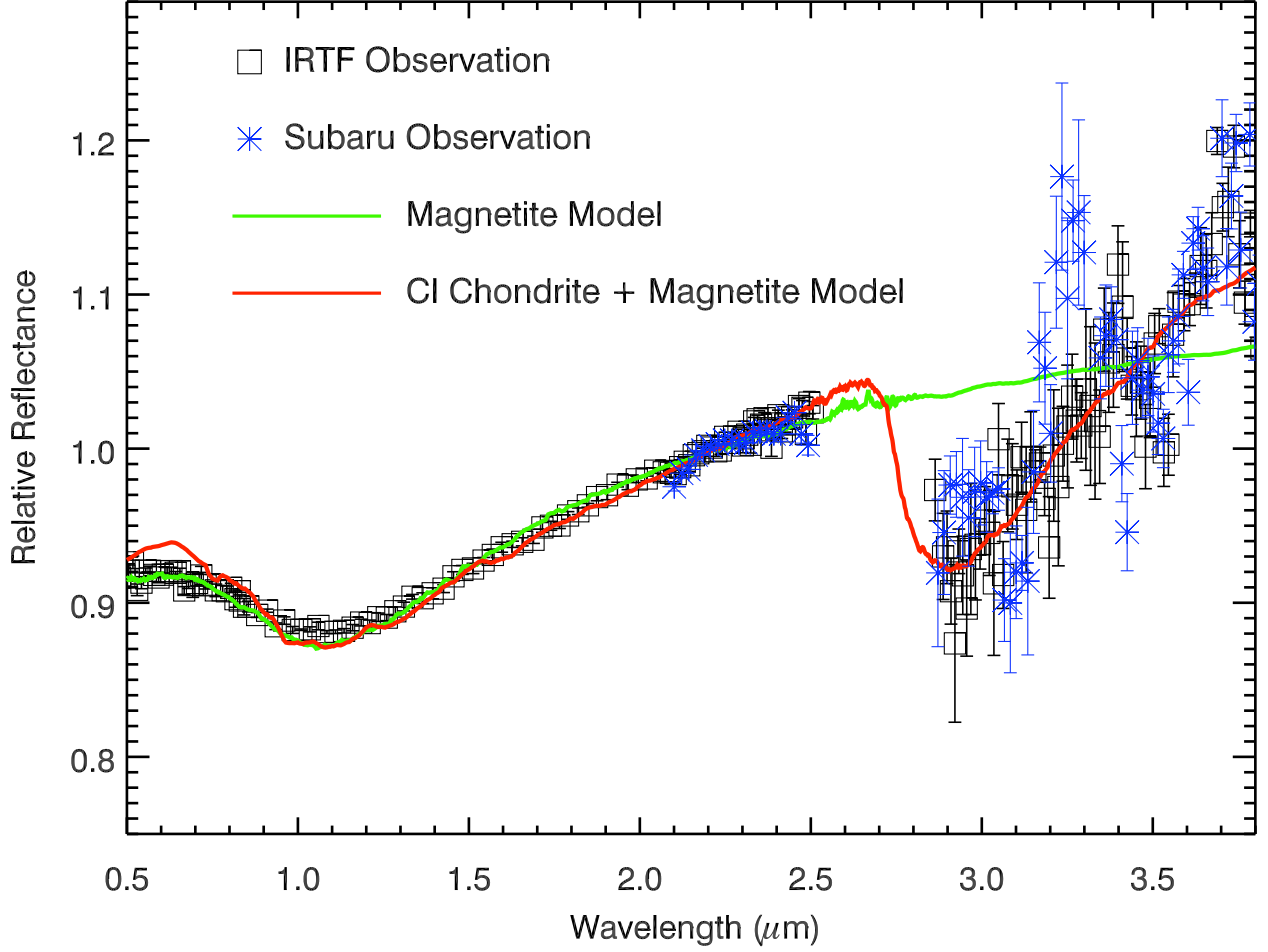


Fig. 5.— The IRTF spectrum of asteroid (335) Roberta is shown (black), from a combination of prism and LXD-mode observations with SpeX. The Subaru spectrum is also shown (blue). In both spectra, thermal emission has been subtracted as described in the text. Both 1.0 and 2.9 μm absorption features were observed at the level of $\sim 10\%$ in both data sets. The 1.0 μm band is consistent with magnetite (green line), but magnetite alone cannot fit the 2.9 μm band. The full spectrum can be matched with a mixture of magnetite and CI chondrite (red line).