

Quantum Communication in Rindler Spacetime

Kamil Brádler ¹, Patrick Hayden ^{1,2}, and Prakash Panangaden ¹

¹School of Computer Science, McGill University, Montreal, Quebec, Canada

²Perimeter Institute for Theoretical Physics, Waterloo, Ontario, Canada

12 April 2011

Abstract

A state that an inertial observer in Minkowski space perceives to be the vacuum will appear to an accelerating observer to be a thermal bath of radiation. We study the impact of this Davies-Fulling-Unruh noise on communication, particularly quantum communication from an inertial sender to an accelerating observer and private communication between two inertial observers in the presence of an accelerating eavesdropper. In both cases, we establish compact, tractable formulas for the associated communication capacities assuming encodings that allow a single excitation in one of a fixed number of modes per use of the communications channel. Our contributions include a rigorous presentation of the general theory of the private quantum capacity as well as a detailed analysis of the structure of these channels, including their group-theoretic properties and a proof that they are conjugate degradable. Connections of the Unruh channel to optical amplifiers are also discussed.

1 Introduction

A well-known feature of quantum field theory in curved spacetimes is the creation of particles from a vacuum [41], which points to a fundamental ambiguity: the notion of particle is not an absolute one in the absence of Poincaré invariance. Even in flat spacetimes one has the Davies-Fulling-Unruh effect [25, 19, 46, 47] whereby a uniformly accelerating observer in Minkowski space detects a thermal bath of radiation in a state that an inertial observer perceives as a vacuum. This phenomenon is symptomatic of a nonuniqueness in the definition of the vacuum state of quantum field theory in curved spacetimes in the absence of some canonical symmetry consideration that allows one to choose a preferred vacuum state.

In quantum information theory, on the other hand, one typically treats the notion of particle as canonical and concepts like “pure state” and “mixed state” are taken to have absolute meaning. In the present work, we examine the consequences for quantum information theory of this ambiguity in the definition of vacuum (and particle) states.

Specifically, we study optimal communications strategies in the face of these relativistic difficulties, building on earlier studies of how relativistic effects impact entanglement manipulation and quantum communications strategies [3, 42, 28, 12, 22, 24, 18, 38]. While most such work studied the degradation caused when protocols not designed for relativistic situations are employed in situations where relativistic effects are significant, our approach will be to design protocols specifically with relativistic effects in mind, in the spirit of [34, 17, 9, 15].

We focus on two scenarios. In the first, an inertial observer, Alice, attempts to send quantum information to an accelerating receiver, Bob, by physically transmitting scalar “photons” of chosen modes. Owing to the thermal noise perceived by the receiver, quantum error correcting codes are required to protect the quantum information.

The second scenario is more elaborate. Two inertial observers – again call them Alice and Bob – communicate by exchanging scalar “photons” of chosen modes, while an accelerating observer – traditionally called Eve – attempts to eavesdrop or wiretap their communication channel. This time, it is Eve who detects thermal noise and therefore cannot perfectly decode the communications between Alice and Bob, thus allowing the possibility of private communication between them. Of course, we are not proposing this as a practical scheme for cryptography but, rather, as an exploration of the impact of relativistic quantum field theory on quantum information theory.

The concept of private capacity in the classical setting is due to Maurer [39] and independently Ahlswede and Csiszar [1]. The private capacity of a quantum channel was first studied by Cai *et al.* and Devetak [13, 20]. These capacities measure the optimal rate at which Alice can transmit classical bits to Bob that remain secret from Eve, in the limit of many uses of the channel. In the present paper we introduce the private *quantum* capacity of a quantum channel, which measures the usefulness of the channel for sending private quantum mechanical data (qubits) instead of bits.

The standard approach to quantum field theory in flat spacetime is to decompose the field into “positive” and “negative” frequency modes as defined by the Fourier transform. One then defines creation and annihilation operators that correspond to these modes and the vacuum state is defined to be the state killed by all the annihilation operators. The Poincaré invariance of Minkowski spacetimes means that the vacuum state is the unique state that is invariant under the action of the Poincaré group. In Rindler space, it is natural for the accelerating observer to use his or her own timelike Killing field to define the notion of positive and negative frequency. This means that there will be a mismatch between Alice’s notion of vacuum state and that of the accelerating observer. The transformation between the creation and annihilation operators of the different (and inequivalent) quantum field theories is given by a linear map, called a *Bogoliubov transformation*, between the creation and annihilation operators of the two quantum field theories.

The explicit form of the Bogoliubov transformation is well known and we use it to define a *channel* which we call the Unruh channel. In quantum information theory, a channel is simply any physically realizable transformation of a quantum state. The idea is that the process of transmission may introduce noise and loss of information. Thus,

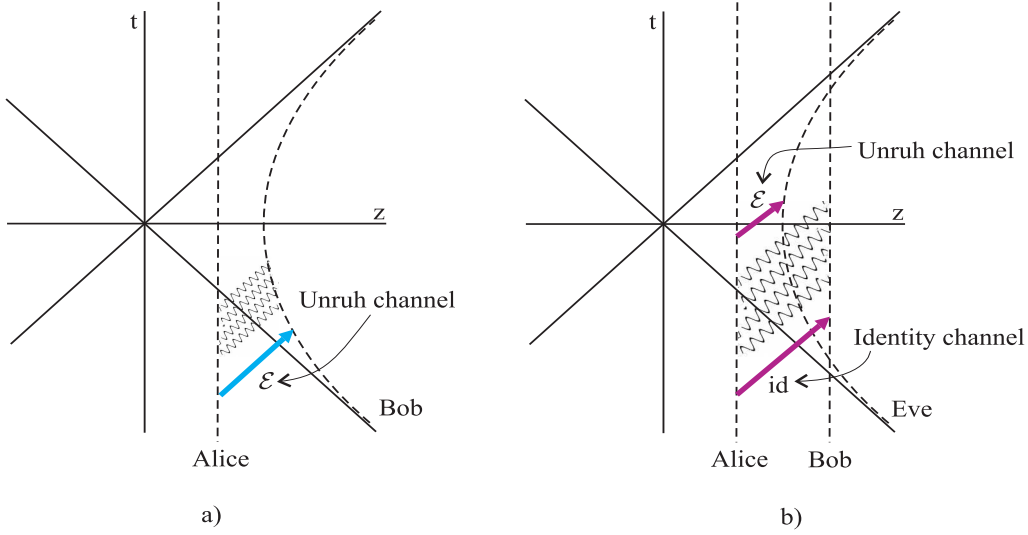


Figure 1: Spacetime diagrams for the two communication scenarios. (a) Alice is an inertial observer try to send quantum information to the uniformly accelerated Bob. The wavy lines indicate transmission via wave packets and the d -rail qudit encoding. (b) In the second diagram, Alice and the intended receiver, Bob, are both inertial observers. In our idealized scenario, they are assumed to share a noiseless quantum channel. A uniformly accelerated eavesdropper, Eve, attempts to wiretap Alice's message to Bob.

an initially pure quantum state may become mixed.

In the Unruh channel, Alice prepares some state in her chosen d -dimensional space encoded in terms of Minkowski modes. An accelerating observer (Bob or Eve depending on the scenario) intercepts this, but using an apparatus that detects excitations of the quantum field defined according to the prescription of the Rindler quantum field theory. So the state that she detects will be described by some infinite-dimensional density matrix. A detailed analysis of this density matrix makes it possible to extract quantitative information about the private and quantum capacities. We evaluate both the quantum capacity from Alice to an accelerating Bob *and* the private capacity for inertial Alice and Bob trying to exchange quantum information while simultaneously confounding an accelerating eavesdropper. Figure 1 contains spacetime diagrams illustrating the two communication scenarios.

Both quantities exhibit surprising behavior. The quantum capacity, the optimal rate at which a sender can transmit qubits to a receiver through some noisy channel, usually exhibits a threshold behavior; channels below some quality threshold have quantum capacity exactly zero. For the Unruh channels, however, we find that the quantum capacity is strictly positive for all accelerations, reaching zero only in the limit of infinite acceleration. It is therefore always possible to transmit quantum data to an accelerating receiver provided the sender is not behind the receiver's horizon. Careful choices of encoding

can therefore eliminate the degradation in fidelity known to occur if one uses a naive teleportation protocol to communicate with an accelerating receiver [3] (see also [43]). In addition to characterizing quantum transmission to an accelerating receiver, our analysis applies equally well to the study of quantum data transmission through an optical amplifier, which may well be its more important application.

The private quantum capacity is likewise positive for all nonzero eavesdropper accelerations. Thus, in principle, any eavesdropper acceleration, no matter how small, can be exploited to safeguard transmissions of quantum data between two inertial observers. Curiously, the private quantum capacity has a simple formula when the channel between the inertial observers is noiseless; the formula reveals that in this case the private quantum capacity is exactly equal to the entanglement-assisted quantum capacity to the eavesdropper's environment, despite the absence of any entanglement assistance in the problem.

1.1 Structure of the paper

Section 2.1 reviews the definition of the quantum capacity and states the Lloyd-Shor-Devetak theorem, which provides the best known achievable rates for quantum data transmission over noisy channels. Section 2.2 introduces the private quantum capacity and proves a capacity theorem in the case where the channel to the intended recipient is noiseless. Section 3.1 reviews the Unruh effect, which then allows for an analysis of the output density matrix of the Unruh channel in Section 3.2. Section 4 is devoted to the explicit capacity calculations.

1.2 Notation

If A and B are two Hilbert spaces, we write $AB \equiv A \otimes B$ for their tensor product. The Hilbert spaces on which linear operators act will be denoted by a subscript. For instance, we write φ_{AB} for a density operator on AB . Partial traces will be abbreviated by omitting subscripts, such as $\varphi_A \equiv \text{Tr}_B \varphi_{AB}$. We use a similar notation for pure states, e.g. $|\psi\rangle_{AB} \in AB$, while abbreviating $\psi_{AB} \equiv |\psi\rangle\langle\psi|_{AB}$. We will write id_A for the identity channel acting on A . In general, the phrase *quantum channel* refers to a completely positive, trace-preserving linear map. The symbol \mathbb{I}_A will be reserved for the identity matrix acting on the Hilbert space A and $\pi_A = \mathbb{I}_A / \dim A$ for the maximally mixed state on A . The identity with a superscript $\mathbb{I}^{(k)}$ used in Sec. 3.2 and onwards acts on a $\binom{d+k-1}{k}$ -dimensional Hilbert space. The symbol Φ will be reserved for maximally entangled states and, in particular, $|\Phi_{2^k}\rangle = 2^{-k/2} \sum_{j=1}^{2^k} |j\rangle |j\rangle$ will denote the maximally entangled state on k pairs of qubits.

The trace norm of an operator, $\|X\|_1$ is defined to be $\text{Tr} |X| = \text{Tr} \sqrt{X^\dagger X}$. The similarity of two density operators φ and ψ can be measured by *trace distance* $\frac{1}{2} \|\varphi - \psi\|_1$, which is equal to the maximum over all possible measurements of the variational distance between the outcome probabilities for the two states. The trace distance is zero

for identical states and one for perfectly distinguishable states.

A complementary measure is the mixed state fidelity

$$F(\varphi, \psi) = \left\| \sqrt{\varphi} \sqrt{\psi} \right\|_1^2 = \left(\text{Tr} \sqrt{\sqrt{\varphi} \psi \sqrt{\varphi}} \right)^2, \quad (1)$$

defined such that when one of the states is pure, $F(\varphi, \psi) = \text{Tr} \varphi \psi$. More generally, the fidelity is equal to one for identical states and zero for perfectly distinguishable states.

For a density operator σ_{AB} , let $H(A)_\sigma$ be the von Neumann entropy of σ_A . The *mutual information* $I(A; B)_\sigma$ is $H(A)_\sigma + H(B)_\sigma - H(AB)_\sigma$ while the *coherent information* is $I(A|B)_\sigma = H(B)_\sigma - H(AB)_\sigma$. The latter quantity, as the negation of the concave conditional entropy $H(A|B)_\sigma = H(AB)_\sigma - H(B)_\sigma$, can be positive only when the state σ is entangled.

For more information on the properties of quantum channels or the functions defined here, we refer the reader to Nielsen and Chuang [40].

2 Standard and Private Quantum Capacities

The objective of the paper will be to evaluate two quantities characterizing communication over the qudit Unruh channels: their quantum capacity and private quantum capacity. While the quantum capacity of a quantum channel has been studied in great detail [5, 37, 44, 20, 29, 30, 32, 35], the private quantum capacity of a wiretap channel has not. A recent paper by Brandão and Oppenheim does, however, consider the very interesting and somewhat related problem of using a fixed, shared quantum state supplemented by public communication to securely transmit quantum information [10]. After briefly introducing the quantum capacity we will therefore develop the general theory of the private quantum capacity, rigorously demonstrating results that were only briefly sketched in [9].

2.1 Quantum Capacity

The ability of a quantum channel to transmit quantum information is measured by its quantum capacity, the optimal rate at which qubits can be reliably transmitted in the limit of many uses of the channel and vanishing error. There are many equivalent ways to define the quantum capacity [36]. Here we use a version which focuses on the transmission of halves of maximally entangled states across the noisy channel. Recall that $|\Phi_{2^k}\rangle$ represents the maximally entangled state on k pairs of qubits.

Definition 1. An (n, k, δ) entanglement transmission code from Alice to Bob consists of an encoding channel \mathcal{A} taking a k -qubit system R' into the input of $\mathcal{N}^{\otimes n}$ and a decoding channel \mathcal{B} taking the output of $\mathcal{N}^{\otimes n}$ to a k -qubit system $C \cong R'$ satisfying

$$\left\| (\text{id} \otimes \mathcal{B} \circ \mathcal{N}^{\otimes n} \circ \mathcal{A})(\Phi_{2^k}) - \Phi_{2^k} \right\|_1 \leq \delta. \quad (2)$$

A rate Q is an achievable rate for entanglement transmission if for all $\delta > 0$ and sufficiently large n there exist $(n, \lfloor nQ \rfloor, \delta)$ entanglement transmission codes. The quantum capacity $Q(\mathcal{N})$ is the supremum of all the achievable rates.

In any capacity problem, the objective is to understand the structure of the optimal codes. Doing so normally results in a theorem characterizing the capacity in terms of simple entropic functions optimized over a single use of the channel, a so-called “single-letter formula.” In general, the structure of the optimal codes is still unknown for the quantum capacity problem. We will see below, however, that they can be characterized in the case of qudit Unruh channels.

The following theorem gives the best known general achievable rates for the quantum capacity problem in terms of the coherent information, as defined in the previous section.

Theorem 2 (Lloyd-Shor-Devetak [37, 44, 20]). *Let $|\psi\rangle_{A'A}$ be a pure state, \mathcal{N} a quantum channel from A to B and define $\rho = (\text{id}_{A'} \otimes \mathcal{N})(\psi)$. The quantum capacity $Q(\mathcal{N})$ of \mathcal{N} is at least $I(A'B)_\rho$.*

Note that while $I(A'B)_\rho$ is expressed as a function of the pure state $|\psi\rangle_{A'A}$, it is left invariant by unitary transformations of the A' system and can, therefore, equally well be written as a function of the reduced density operator ψ^A . We will make use of that invariance in our calculations.

2.2 Private Quantum Capacity: General Case

The private quantum capacity is the optimal rate at which a sender (Alice) can send qubits to a receiver (Bob) while simultaneously ensuring that those qubits remain encrypted from the eavesdropper’s (Eve’s) point of view. At first glance, this would not seem to be a very interesting concept. The impossibility of measuring quantum information without disturbing it would seem to ensure that successful transmission of quantum information would make it automatically private. One can imagine a passive eavesdropper, however, who *could* have nontrivial access to the qubits should she choose to exercise it. The setting we will ultimately be primarily concerned with here is a relativistic version of that passive eavesdropper, in particular, the case in which the eavesdropper is uniformly accelerated.

Definition 3. A *quantum wiretap channel* consists of a pair of quantum channels $(\mathcal{N}_{A \rightarrow B}, \mathcal{E}_{A \rightarrow E})$ taking the density operators on A to those on B and E , respectively.

\mathcal{N} should be interpreted as the channel from Alice to Bob and \mathcal{E} the channel from Alice to Eve. Let $U_{\mathcal{N}} : A \rightarrow B \otimes B_c$ and $U_{\mathcal{E}} : A \rightarrow E \otimes E_c$ be isometric extensions of the channels \mathcal{N} and \mathcal{E} . In particular, $\mathcal{N}(\cdot) = \text{Tr}_{B_c} U_{\mathcal{N}} \cdot U_{\mathcal{N}}^\dagger$ and $\mathcal{E}(\cdot) = \text{Tr}_{E_c} U_{\mathcal{E}} \cdot U_{\mathcal{E}}^\dagger$. In many circumstances, \mathcal{E} will be a degraded version of the “environment” of the Alice-Bob channel, meaning that there exists a channel \mathcal{D} such that $\mathcal{E}(\cdot) = \mathcal{D} \circ \text{Tr}_B U_{\mathcal{N}} \cdot U_{\mathcal{N}}^\dagger$. For the uniformly accelerated eavesdropper, however, this needn’t be the case so we

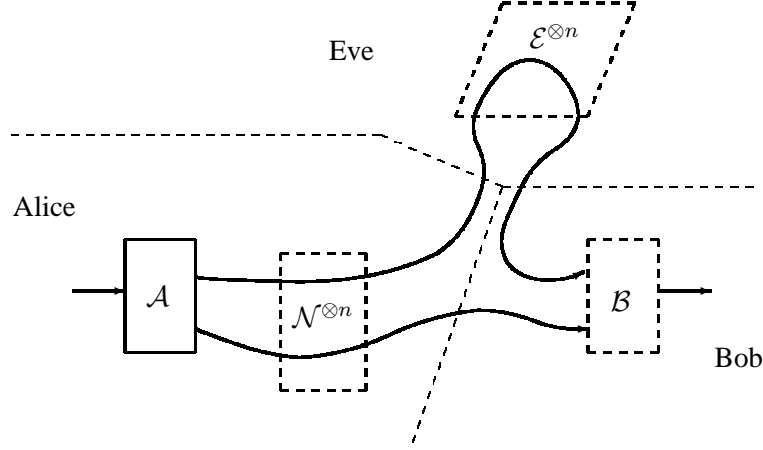


Figure 2: Another scenario in which the wiretap framework applies. Alice sends quantum data to Bob through two separate channels, two different fiber optic links, for example. Eve potentially has access to one of the links and Alice wants to ensure that should Eve try to eavesdrop that she will not learn anything about the transmission. The map $\mathcal{N}^{\otimes n}$ would represent all the noise experienced by both transmission lines while Eve's channel $\mathcal{E}^{\otimes n}$ would describe the output of the transmission line entering her domain, not including any further noise it experiences before finally ending in Bob's laboratory. The dotted lines indicate that $\mathcal{N}^{\otimes n}$ and $\mathcal{E}^{\otimes n}$ should not be composed; each is a complete description of the noise experienced by Bob and Eve, respectively.

don't require *a priori* that there be a particular relationship between \mathcal{N} and \mathcal{E} . Another relevant example is illustrated in Figure 2.

Recall that $\pi_{2k} = \mathbb{I}/2^k$, the maximally mixed state on k qubits.

Definition 4. An (n, k, δ, ϵ) **private entanglement transmission code** from Alice to Bob consists of an encoding channel \mathcal{A} taking a k -qubit system R' into the input of $\mathcal{N}^{\otimes n}$ and a decoding channel \mathcal{B} taking the output of $\mathcal{N}^{\otimes n}$ to a k -qubit system $C \cong R'$ satisfying

1. *Transmission:* $\|(\text{id} \otimes \mathcal{B} \circ \mathcal{N}^{\otimes n} \circ \mathcal{A})(\Phi_{2k}) - \Phi_{2k}\|_1 \leq \delta$.
2. *Privacy:* $\|(\text{id} \otimes \mathcal{E}^{\otimes n} \circ \mathcal{A})(\Phi_{2k}) - \pi_{2k} \otimes (\mathcal{E}^{\otimes n} \circ \mathcal{A})(\pi_{2k})\|_1 \leq \epsilon$.

A rate Q is an **achievable rate** for private entanglement transmission if for all $\delta, \epsilon > 0$ and sufficiently large n there exist $(n, \lfloor nQ \rfloor, \delta, \epsilon)$ private entanglement transmission codes. The **private quantum capacity** $Q_p(\mathcal{N}, \mathcal{E})$ is the supremum of all the achievable rates.

The transmission criterion states that halves of EPR pairs encoded by \mathcal{A} , sent through the channel and then decoded by \mathcal{B} will be preserved by the communications system with high fidelity. Alternatively, one could ask that arbitrary pure states or even arbitrary states entangled with a reference sent through $\mathcal{B} \circ \mathcal{N}^{\otimes n} \circ \mathcal{A}$ be preserved with

high fidelity. The different definitions are equivalent for the standard quantum capacity $Q(\mathcal{N}) = Q_p(\mathcal{N}, \text{Tr})$, which is defined with no privacy requirement [36]. The equivalence extends straightforwardly to the private quantum capacity.

The privacy condition can also be written in a slightly more indirect but illustrative way. If $\Psi_{RE^n} = (\text{id}_R \otimes \mathcal{E}^{\otimes n} \circ \mathcal{A})(\Phi_{2^k})$, then the condition states that

$$\|\Psi_{RE^n} - \Psi_R \otimes \Psi_{E^n}\|_1 \leq \epsilon. \quad (3)$$

In words, the channel $\mathcal{E}^{\otimes n} \circ \mathcal{A}$ should destroy all correlations with R for the input maximally entangled state Φ_{2^k} .

Let $\mathcal{E}_c(\cdot) = \text{Tr}_E U_{\mathcal{E}} \cdot U_{\mathcal{E}}^\dagger$ be the channel from Alice to the environment of the channel to Eve. The output of \mathcal{E}_c contains data that Eve is incapable of intercepting, which explains its appearance in our main capacity theorem:

Theorem 5 (Private quantum capacity). *The private quantum capacity $Q_p(\text{id}, \mathcal{E})$ when the channel from Alice to Bob is noiseless is given by the formula $\max \frac{1}{2} I(A'; E_c)_\rho$, where the maximization is over all pure states $|\psi\rangle_{A'A}$ and $\rho = (\text{id} \otimes \mathcal{E}_c)(\psi)$.*

Because the mutual information is equal to zero only for product states, $Q_p(\text{id}, \mathcal{E})$ is zero only when \mathcal{E}_c is the constant channel or, equivalently, \mathcal{E} is the identity. In particular, it is not necessary for \mathcal{E}_c to have nonzero quantum capacity in order for $Q_p(\text{id}, \mathcal{E})$ to be positive. The fact that the optimization is over input states to a single copy of \mathcal{E} is notable: the number of such “single-letter” results in quantum Shannon theory is very limited. No single-letter formulas are known for the classical or quantum capacities of general quantum channels, for example.

Despite the absence here of any entanglement assistance, the theorem implies that $Q_p(\text{id}, \mathcal{E})$ is exactly equal to the entanglement-assisted quantum capacity of \mathcal{E}_c , usually written $Q_E(\mathcal{E}_c)$, by virtue of the fact that their formulas match [6]. Why they should be the same is, however, something of a mystery.

We will break the proof of Theorem 5 into two parts, the achievability of the claimed rate and then a converse showing that it is impossible to do better. The strategy is illustrated in Figure 3.

The achievability part relies on the following simple lemma:

Lemma 6. *Let $|\rho\rangle_{AB}$ be a bipartite pure state and $|\psi\rangle_A$ a pure state of A . If $\|\rho_A - \psi_A\|_1 \leq \kappa$ then there exists a pure state $|\omega\rangle_B$ such that $\|\rho_{AB} - \psi_A \otimes \omega_B\|_1 \leq 2\sqrt{\kappa}$.*

Proof. Recall that, for all states ϕ and τ , the mixed state fidelity function satisfies

$$F(\phi, \tau) \geq 1 - \|\phi - \tau\|_1 \quad (4)$$

$$\text{and } \|\phi - \tau\|_1 \leq 2\sqrt{1 - F(\phi, \tau)}. \quad (5)$$

(See, for example, [40].) So, by the hypothesis of the lemma, $F(\rho_A, \psi_A) \geq 1 - \kappa$. But by Uhlmann’s theorem [45, 33],

$$F(\rho_A, \psi_A) = \max_{|\omega\rangle_B} |\langle \rho |_{AB} | \psi \rangle_A | \omega \rangle_B|^2.$$

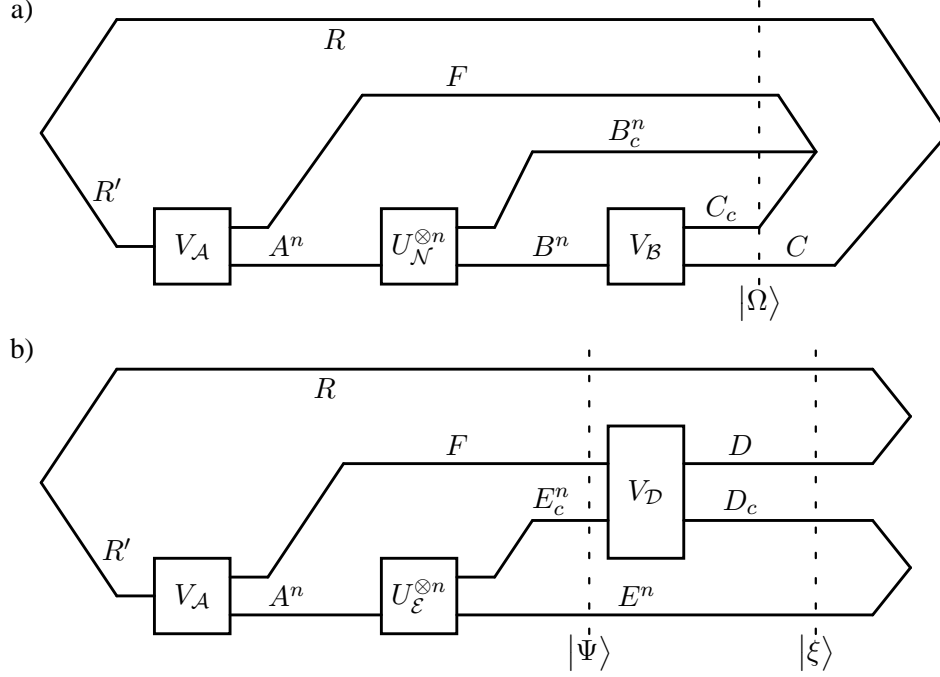


Figure 3: Structure of a quantum privacy code. V_A , U_N , U_E , V_B and V_D are isometric extensions of \mathcal{A} , \mathcal{N} , \mathcal{E} , \mathcal{B} and \mathcal{D} , respectively. The initial state is maximally entangled between R and R' and, because all the transformations are isometries, the state remains pure as time increases from left to right. Registers meeting at a vertex on the right hand side of the diagram are generically correlated while those not meeting will be product. (a) The transmission condition states that using only the output of $\mathcal{N}^{\otimes n}$, Bob should be able to produce the purification of the reference entanglement. This implies, in particular, that the reduced state on $R \otimes F$ is nearly product, a fact used in the converse proof. (b) The privacy condition requires that the state on $R \otimes E^n$ be nearly product. That is equivalent to the existence of a decoding channel \mathcal{D} (with isometric extension V_D) acting on $E_c^n \otimes F$ whose output approximates a purification of the reference entanglement R . The code construction demonstrates the existence of such a \mathcal{D} . Note that while both \mathcal{B} and \mathcal{D} decode the same quantum information, they cannot be applied simultaneously so the no-cloning theorem is not violated.

which completes the proof when combined with (5). \blacksquare

We will also need the following variant of the Lloyd-Shor-Devetak theorem:

Theorem 7. *Let $|\psi\rangle_{A'A}$ be a pure state, \mathcal{N}_j a quantum channel from A to B_j for $1 \leq j \leq k$ and $\rho_j = (\text{id}_{A'} \otimes \mathcal{N}_j)(\psi)$. There is a single encoding \mathcal{A} that will achieve entanglement transmission for all j at the rate*

$$\min_{1 \leq j \leq k} I(A' \rangle B_j)_{\rho_j}. \quad (6)$$

Proof. This is a special case of Theorem IV.3 of [7] except for the fact that the theorem in question assumes that the output spaces B_j are all identical. To apply the theorem, it therefore suffices to set $B = \bigoplus_{j=1}^k B_j$ and compose each channel \mathcal{N}_j with the embedding of B_j into B .

Alternatively, one can observe that the encodings used in [29] to achieve entanglement transmission at the coherent information rate depend only on ψ and not on the channels themselves. The analysis therein demonstrates that for sufficiently large n , a random encoding succeeds for a given channel with high probability. Random encodings will therefore succeed for any finite number of channels simultaneously again with high probability. \blacksquare

Proof. Achievability part of Theorem 5. Let $V_{\mathcal{A}}$ be an isometric extension of \mathcal{A} with output on $A^n F$. The privacy condition applied to E^n is actually equivalent to entanglement transmission to FE_c^n . To show achievability, it suffices to show that entanglement transmission implies privacy. Indeed, suppose that there exists a “decoding” channel \mathcal{D} from FE_c^n to a space of k qubits on D such that

$$\left\| (\text{id} \otimes \mathcal{D} \circ \mathcal{E}_c^{\otimes n})((\mathbb{I} \otimes V_{\mathcal{A}})\Phi_{2^k}(\mathbb{I} \otimes V_{\mathcal{A}}^\dagger)) - \Phi_{2^k} \right\|_1 \leq \kappa.$$

Let $V_{\mathcal{D}} : FE_c^n \rightarrow DD_c$ be an isometric extension for \mathcal{D} . Call $|\xi\rangle_{RDD_cE^n}$ the purification of $(\text{id} \otimes \mathcal{D} \circ \mathcal{E}_c^{\otimes n})((\mathbb{I} \otimes V_{\mathcal{A}})\Phi_{2^k}(\mathbb{I} \otimes V_{\mathcal{A}}^\dagger))$. By Lemma 6 and as illustrated in Figure 3b, there exists a pure state $|\omega\rangle_{D'E^n}$ such that

$$\|\xi_{RDD_cE^n} - (\Phi_{2^k})_{RD} \otimes \omega_{D_cE^n}\|_1 \leq 2\sqrt{\kappa}. \quad (7)$$

By the monotonicity of the trace distance under the partial trace, this implies that

$$\|\xi_{RE^n} - (\pi_{2^k})_R \otimes \omega_{E^n}\|_1 \leq 2\sqrt{\kappa}, \quad (8)$$

which is nothing other than Eq. (3) for $\epsilon = 2\sqrt{\kappa}$.

It is therefore sufficient to find codes that simultaneously perform entanglement transmission to B^n and to FE_c^n , in the first case for the channel $\text{id}_{A^n \rightarrow B^n} \otimes \text{Tr}_F$ which traces over F and in the second case for the channel $\mathcal{E}_c^{\otimes n} \otimes \text{id}_F$ whose output combines F with Eve’s complementary channel. Applying Theorem 7 to these channels using the

input state $|\varphi\rangle = |\psi\rangle_{AA'}^{\otimes n} \otimes |\Phi\rangle_{FF'}$ provides the following pair of conditions sufficient for simultaneous entanglement transmission:

$$nQ < I(A'F')B^n)_{\psi^{\otimes n} \otimes \Phi_{F'}} \quad (9)$$

$$= H(B^n)_{\psi^{\otimes n}} - H(A'F'B^n)_{\psi^{\otimes n} \otimes \Phi_{F'}} \quad (10)$$

$$= nH(A')_{\psi} - \log \dim F \quad (11)$$

$$\text{and } nQ < I(A'F')FE_c^n)_{(\text{id}_{A'F} \otimes \mathcal{E}_c^{\otimes n})(\varphi)} \quad (12)$$

$$= nI(A')E_c)_{\rho} + \log \dim F. \quad (13)$$

(The expressions use the slight abuse of notation that $\psi_{A'B} = \text{id}_{A \rightarrow B}(\psi_{A'A})$.) The simplifications rely only on the facts that the entropy of a product state is the sum of the entropies of the individual factors and that for any pure state $|\omega\rangle_{XY}$, the nonzero eigenvalues of ω_X and ω_Y are the same so that $H(\omega_X) = H(\omega_Y)$.

Choosing $\dim F = 2^{nf}$ allows us to rewrite these conditions as

$$Q < H(A')_{\psi} - f \quad \text{and} \quad Q < I(A')E_c)_{\rho} + f. \quad (14)$$

The constraints have intuitive interpretations: the first is the noiseless rate to Bob through id_A reduced by the rate at which qubits are lost to F , while the second is the standard coherent information rate for \mathcal{E}_c augmented by a noiseless channel to F . Q is maximized subject to these constraints when $H(A')_{\psi} - f = I(A')E_c)_{\rho} + f$. Using the fact that $H(A)_{\psi} = H(A')_{\rho}$ and purifying ρ to $|\rho\rangle_{A'EE_c}$, this equation can be written as

$$f = \frac{1}{2} [H(A')_{\psi} - I(A')E_c)_{\rho}] \quad (15)$$

$$= \frac{1}{2} [H(A')_{\rho} - H(E_c)_{\rho} + H(A'E_c)_{\rho}] \quad (16)$$

$$= \frac{1}{2} [H(A')_{\rho} - H(A'E)_{\rho} + H(E)_{\rho}] \quad (17)$$

$$= \frac{1}{2} I(A'; E)_{\rho}. \quad (18)$$

Therefore, the rate Q is achievable provided

$$Q < H(A')_{\rho} - \frac{1}{2} I(A'; E)_{\rho} \quad (19)$$

$$= H(A')_{\rho} - \frac{1}{2} [H(A')_{\rho} - H(A'E)_{\rho} + H(E)_{\rho}] \quad (20)$$

$$= \frac{1}{2} [H(A')_{\rho} + H(E_c)_{\rho} - H(A'E_c)_{\rho}] \quad (21)$$

$$= \frac{1}{2} I(A'; E_c)_{\rho}, \quad (22)$$

which is what we set out to prove. \blacksquare

It wasn't essential that the channel from Alice to Bob be noiseless until the entropic manipulations in the second half of the proof. Stopping before that point provides the following achievable rates in the general case:

Corollary 8. *Let $(\mathcal{N}, \mathcal{E})$ be a quantum wiretap channel. For $|\psi\rangle_{A'A}$ any pure state, $\rho = (\text{id} \otimes \mathcal{N})(\psi)$ and $\tau = (\text{id} \otimes \mathcal{E})(\psi)$, the following lower bound on the private quantum capacity holds:*

$$Q_p(\mathcal{N}, \mathcal{E}) \geq \frac{1}{2} [I(A')B)_{\rho} - I(A')E)_{\tau}]. \quad (23)$$

The proof of the converse to Theorem 5 will rely on an elegant inequality of Alicki and Fannes [2]:

Lemma 9. *Let ρ_{AB} and σ_{AB} be bipartite density operators on finite dimensional systems and let $h_2(x) = -x \log x - (1-x) \log(1-x)$. If $\|\rho_{AB} - \sigma_{AB}\|_1 \leq \epsilon \leq 1/e$, then*

$$|H(A|B)_\rho - H(A|B)_\sigma| \leq 4\epsilon \log \dim A + 2h_2(\epsilon). \quad (24)$$

What is notable about the inequality is that the upper bound is independent of the dimension of B . In classical information theory, a similar bound holds but for a trivial reason: if ρ is classical then $H(A|B)_\rho$ is an average of entropies of A alone. No such reduction exists in the quantum case, but $H(A|B)$ nonetheless behaves as if there were in this sense.

We will also need the other half of the equivalence between privacy and entanglement transmission. Specifically, privacy implies entanglement transmission in the following sense:

Lemma 10. *Let $V : A \rightarrow BB_c$ be an isometric extension of some channel \mathcal{N} from A to B . Fixing a Hilbert space R satisfying $|R| \leq |A|$, let $|\Phi\rangle_{RA}$ be maximally entangled with a subspace of A and set $|\psi\rangle_{RBB_c} = (\mathbb{I}_R \otimes V) |\Phi\rangle_{RA}$. Then there is a “decoding” channel \mathcal{B} from B to $R' \cong R$ satisfying*

$$\|\Phi_{RR'} - (\text{id}_R \otimes \mathcal{B} \circ \mathcal{N})(\Phi_{RA})\|_1 \leq 2\|\psi_{RB_c} - \Phi_R \otimes \psi_{B_c}\|_1^{1/2}. \quad (25)$$

Proof. This is a widely used fact in quantum Shannon theory. The proof is similar to that of Lemma 6. For details, see Theorem II of [29], which is an equivalent statement up to an application of Eq. (5). ■

Proof. Converse part of Theorem 5. To prove optimality, suppose we have an $(n, \lfloor nQ \rfloor, \delta, \epsilon)$ private entanglement transmission code. As before, use R to denote the reference space for the maximally entangled state Φ_{2^k} in the definition, with $k = \lfloor nQ \rfloor$. Let $|\Psi\rangle_{RFE^n E_c^n}$ be the purified final state after $\mathcal{E}^{\otimes n} \circ \mathcal{A}$ has acted on Φ_{2^k} . The privacy condition $\|\Psi_{RE^n} - \Psi_R \otimes \Psi_{E^n}\|_1 \leq \epsilon$ and Lemma 10 imply that there exists a “decoding” channel \mathcal{D} on $E_c^n F$ such that

$$\|\Phi_{2^k} - (\text{id}_R \otimes \mathcal{D})(\Psi_{RFE_c^n})\|_1 \leq 2\sqrt{\epsilon}. \quad (26)$$

The Alicki-Fannes inequality (Lemma 9) then implies that there is a function $g_1(\epsilon)$ satisfying $\lim_{\epsilon \rightarrow 0} g_1(\epsilon) = 0$ such that

$$2\lfloor nQ \rfloor = I(R; A)_{\Phi_{2^k}} \leq I(R; A)_{(\text{id}_R \otimes \mathcal{D})(\Psi)} + ng_1(\epsilon). \quad (27)$$

The monotonicity of the mutual information under quantum channels then implies that

$$I(R; A)_{(\text{id}_R \otimes \mathcal{D})(\Psi)} \leq I(R; E_c^n F)_\Psi \quad (28)$$

$$= I(R; F)_\Psi + I(R; E_c^n | F)_\Psi, \quad (29)$$

where the second line is just the chain rule for mutual information. Now consider $I(R; F)_\Psi$. The entanglement transmission condition requires that

$$\|(\text{id} \otimes \mathcal{B} \circ \mathcal{N}^{\otimes n} \circ \mathcal{A})(\Phi_{2^k}) - \Phi_{2^k}\|_1 \leq \delta \quad (30)$$

Let $|\Omega\rangle_{RFB_c^n CC_c}$ be a purification of $(\text{id}_R \circ \mathcal{B} \circ \mathcal{N}^{\otimes n} \circ \mathcal{A})(\Phi_{2^k})$, where B_c is the environment of $\mathcal{N}^{\otimes n}$ and C_c the environment of \mathcal{B} . The entanglement transmission condition and Lemma 6 together imply that there is a state $\xi_{FB_c^n C_c}$ such that

$$2\sqrt{\delta} \geq \|\Omega_{RFB_c^n CC_c} - (\Phi_{2^k})_{RC} \otimes \xi_{FB_c^n C_c}\|_1 \quad (31)$$

$$\geq \|\Omega_{RF} - \pi_R \otimes \xi_F\|_1, \quad (32)$$

where the second inequality is a consequence of the monotonicity of the trace distance under the partial trace. But $\Psi_{RF} = \Omega_{RF}$ since neither $\mathcal{E}^{\otimes n}$ nor $\mathcal{B} \circ \mathcal{N}^{\otimes n}$ acts on RF . So, again by the Alicki-Fannes inequality, there is a function $g_2(\delta)$ satisfying $\lim_{\delta \rightarrow 0} g_2(\delta) = 0$ such that

$$I(R; F)_\Psi \leq ng_2(\delta). \quad (33)$$

Combining Eqns. (27), (29) and (33) then gives

$$2\lfloor nQ \rfloor \leq I(R; E_c^n | F)_\Psi + n[g_1(\epsilon) + g_2(\delta)]. \quad (34)$$

But

$$I(R; E_c^n | F)_\Psi = I(RF; E_c^n)_\Psi - I(E_c^n; F)_\Psi \leq I(RF; E_c^n)_\Psi \quad (35)$$

by the chain rule and the nonnegativity of mutual information. Thus, we finally arrive at the conclusion that

$$2\lfloor nQ \rfloor \leq I(RF; E_c^n)_\Psi + n[g_1(\epsilon) + g_2(\delta)]. \quad (36)$$

The composite system RF can be thought of as the purification of the input to the channel, which is the role played by A' in Theorem 5. Relabeling RF by A' and recalling that the inequality must hold for all $\delta, \epsilon > 0$ and n sufficiently large then shows that

$$Q_p(\text{id}, \mathcal{E}) \leq \lim_{n \rightarrow \infty} \max \frac{1}{2n} I(A'; E_c^n)_\rho, \quad (37)$$

where the maximization is over pure states $|\psi\rangle_{A'^n A^n}$ and $\rho = (\text{id} \otimes \mathcal{E}_c^{\otimes n})(\psi)$. It is well-known, however, that fixing $n = 1$ does not affect the expression on the right hand side of the inequality, which is the entanglement-assisted quantum capacity of \mathcal{E}_c [6]. That completes the proof of the converse. \blacksquare

3 The qudit Unruh channel: Definition and structure

In this section we define the qudit Unruh channel and determine the structure of the output density matrix. One of the key consequences of the structure theorem will be the covariance of the qudit Unruh channel with respect to the $SU(d)$ group.

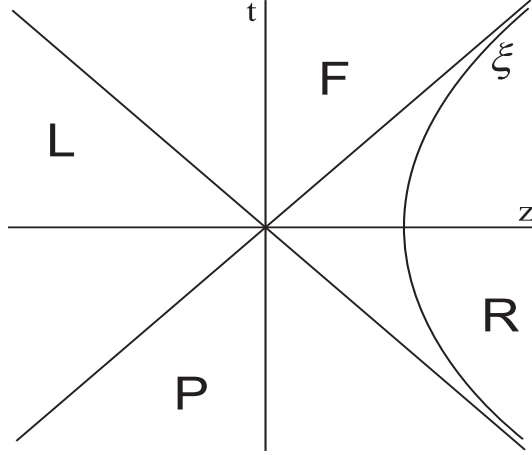


Figure 4: Illustration of a timelike Killing field ξ chosen for a uniformly accelerating observer. The letters F, R, P and L stand for future, right, past and left cone, respectively.

3.1 The Unruh effect

In order to describe the Unruh effect it will be useful to briefly recapitulate the construction of a quantum field theory. One begins with the classical field theory and its space of solutions. One uses the “time” coordinate to define a space of positive-frequency solutions, this is taken as the Hilbert space of “one-particle” states, \mathcal{H} . One then constructs the usual Fock space, $\mathcal{F}(\mathcal{H})$ over this Hilbert space. This Fock space comes with its usual apparatus of annihilation and creation operators, a_k, a_k^\dagger respectively. The vacuum state is the unique state killed by all the a_k .

In Minkowski space one has the usual quantization procedure based on the usual timelike Killing field that yields a Hilbert space \mathcal{H}_M with a Fock space $\mathcal{F}(\mathcal{H}_M)$ and a vacuum state that we call $|vac\rangle_M$. We can, however, use another timelike Killing field ξ , the one whose integral curves are the trajectories of an accelerating observer. For such an observer the spacetime consists of 4 regions as shown in Figure 4. If we look at positive frequency states with respect to this notion of time, we can divide them into solutions that live in the left wedge and those that live in the right wedge. We get two Hilbert spaces, $\mathcal{H}_L, \mathcal{H}_R$ and their respective Fock spaces $\mathcal{F}(\mathcal{H}_L), \mathcal{F}(\mathcal{H}_R)$. The space of one-particle states appropriate to the accelerating observer, we shall call her the Rindler observer, is $\mathcal{H}_{Rin} \simeq \mathcal{H}_L \oplus \mathcal{H}_R$. We have that $\mathcal{F}(\mathcal{H}_{Rin}) \simeq \mathcal{F}(\mathcal{H}_L) \otimes \mathcal{F}(\mathcal{H}_R)$. The transformation from the Minkowski observer’s Fock space to the Rindler observer’s Fock space is given by a map $S : \mathcal{F}(\mathcal{H}_M) \rightarrow \mathcal{F}(\mathcal{H}_{Rin})$. The Minkowski vacuum $|vac\rangle_M$ will appear as $S|vac\rangle_M$ in the quantum field theory of the Rindler spacetime. The accelerating observer can only perceive states of $\mathcal{F}(\mathcal{H}_R)$ so the correct description of how she perceives the state is obtained by tracing out the states of $\mathcal{F}(\mathcal{H}_L)$. Thus, she sees a mixed state. The transformation S takes the vacuum state $|vac\rangle_M$ to an infinite product state corresponding to all possible modes, and in fact the Minkowski and

Rindler field theories are not unitarily equivalent [48]. This may appear to contradict the statement above that there is a map S between the Fock spaces. The point is that there is no such unitary S *between the indicated Fock spaces*.

In this paper we will use a fixed number of input modes and restrict attention to a fixed number of modes of the output rather than all possible modes. Physically we can think of the Rindler observer's detector being tuned to some *finite number of modes*. The Fock space that we get this way is unitarily equivalent to the input Fock space also restricted to these modes, so we can define a unitary transformation between the input and output spaces, where the output is the restricted Fock space for both Rindler wedges. We now proceed with the mathematical details.

The solution of the Klein-Gordon equation for a real massless scalar field in Minkowski spacetime can be expanded in terms of the so-called Unruh modes $U_{\pm\Omega,\mathbf{k}}$ [16]

$$\phi_{Unr} = \int_0^\infty d\Omega \int_{-\infty}^\infty d\mathbf{k} \left[d_{\Omega,\mathbf{k}} U_{\Omega,\mathbf{k}} + d_{\Omega,\mathbf{k}}^\dagger \bar{U}_{\Omega,\mathbf{k}} + d_{-\Omega,\mathbf{k}} U_{-\Omega,\mathbf{k}} + d_{-\Omega,\mathbf{k}}^\dagger \bar{U}_{-\Omega,\mathbf{k}} \right]. \quad (38)$$

The bar denotes complex conjugation and the field coefficients $d_{\pm\Omega,\mathbf{k}}, d_{\pm\Omega,\mathbf{k}}^\dagger$ are the (Unruh) bosonic creation and annihilation operators satisfying $[d_{\pm\Omega,\mathbf{k}}, d_{\pm\Omega',\mathbf{k}'}^\dagger] = \delta(\mathbf{k} - \mathbf{k}')\delta(\Omega - \Omega')$ with any other combination equal to zero. Similarly, if we introduce the spacetime of a uniformly accelerating observer (Rindler spacetime) the same field can be expanded in terms of the left and right Rindler modes $R_{\Omega,\mathbf{k}}^\pm$

$$\phi_{Rin} = \int_0^\infty d\Omega \int_{-\infty}^\infty d\mathbf{k} \left[b_{\Omega,\mathbf{k}}^R R_{\Omega,\mathbf{k}}^+ + b_{\Omega,\mathbf{k}}^{R\dagger} \bar{R}_{\Omega,\mathbf{k}}^+ + b_{\Omega,\mathbf{k}}^L R_{\Omega,\mathbf{k}}^- + b_{\Omega,\mathbf{k}}^{L\dagger} \bar{R}_{\Omega,\mathbf{k}}^- \right]. \quad (39)$$

The number Ω is the mode frequency divided by Rindler observer's proper acceleration and \mathbf{k} is the mode three-momentum.

The relation between the different modes is as follows [46, 16]. The Minkowski modes are plane waves according to the standard Minkowski coordinates. The Unruh modes (Eq. (38)) are linear combinations of Minkowski modes. They are, however, parametrized by the quantities Ω and \mathbf{k} that refer to the accelerated observer. The annihilation operators associated with the Unruh modes are linear combinations of annihilation operators of the Minkowski modes, i.e. they are not mixed with the Minkowski creation operators and they also annihilate the Minkowski vacuum. They serve as a convenient intermediate set of modes in going from the Minkowski field theory to the Rindler field theory. The Rindler modes are the ones defined using the positive and negative frequency decomposition of the accelerating observer. When related to the Minkowski modes they will have a mixture of positive and negative frequency Minkowski modes. The equations above give the expansion of the *same* field operator in terms of the two different modes.

The Rindler annihilation and creation operators come in two pairs associated with the left and right wedges; the ones associated with the right wedge are denoted by $b_{\Omega,\mathbf{k}}^R$ and $b_{\Omega,\mathbf{k}}^{R\dagger}$. They separately satisfy the same commutation relations as the Unruh operators. Comparing both expressions for what are in fact the same the field operators we get

the Bogoliubov transformation between the Unruh and Rindler creation and annihilation operators

$$\begin{pmatrix} b_{\Omega, \mathbf{k}}^R \\ b_{\Omega, -\mathbf{k}}^{L\dagger} \end{pmatrix} = \begin{pmatrix} \cosh r & \sinh r \\ \sinh r & \cosh r \end{pmatrix} \begin{pmatrix} d_{-\Omega, \mathbf{k}} \\ d_{\Omega, -\mathbf{k}}^\dagger \end{pmatrix}, \quad (40)$$

where $\cosh r = \sqrt{e^\Omega/(e^\Omega - 1)}$, $\sinh r = \sqrt{1/(e^\Omega - 1)}$ [16, 48]. We use the natural units $\hbar = c = 1$. The transformation completely describes the physics of a uniformly accelerated observer. We are able to calculate the expectation values of any Rindler operator in terms of the Unruh modes. The celebrated thermal spectrum of the Minkowski vacuum as seen by the Rindler observer is an example of such a calculation. In Eq. (40) we witness another advantage of working with Unruh modes. The transformation between Unruh and Rindler modes is very simple.

Inverting Eq. (40) we can see that every Unruh Fock state can be expanded as a function of the left and right Rindler modes. In other words, there is an operation \mathcal{O} assigning a two-mode entangled Rindler state to every state from Minkowski spacetime:

$$\mathcal{O} : |n\rangle_{Unruh} \mapsto \prod_{\Omega, \mathbf{k}} \frac{1}{\cosh^{1+n} r} \sum_{m=0}^{\infty} \binom{n+m}{n}^{1/2} \tanh^m r |n+m\rangle_{\Omega, -\mathbf{k}}^L |m\rangle_{\Omega, \mathbf{k}}^R. \quad (41)$$

The reason for non-existence of a unitary operator [48] we discussed earlier is the presence of the infinite product. An obvious way to circumvent this problem is to restrict to just one output mode of the operation \mathcal{O} . We would like to find a unitary operation “emulating” the action of the restricted \mathcal{O} . Effectively, it is the same as introducing a two-mode unitary transformation

$$U_{AC}(r) = \exp[r(a^\dagger c^\dagger - ac)]. \quad (42)$$

We intentionally introduced a different mode notation (the labels $A \equiv (\Omega, \mathbf{k})$ and $C \equiv (\Omega, -\mathbf{k})$). The reason is that the output mode restriction allows us to work in a single Hilbert space. We stress that the unitary transformation Eq. (42) produces the “correct” states Eq. (41) as seen by a Rindler observer. The shortened notation also avoids carrying too many indices with all the mode information. The two different symbols A and C correspond to the operators a and c , respectively. Therefore $U_{AC}(r)$ acts as

$$U_{AC}(r) |n\rangle_A |vac\rangle_C = \frac{1}{\cosh^{1+n} r} \sum_{m=0}^{\infty} \binom{n+m}{n}^{1/2} \tanh^m r |n+m\rangle_A |m\rangle_C. \quad (43)$$

Now suppose we want to transform an arbitrary (pure) qudit. There are many ways to encode a logical qudit but one known as the multi-rail encoding is particularly appealing. In this encoding, an arbitrary qudit state is of the form

$$|\psi\rangle_A = \sum_{i=1}^d \beta_i a_i^\dagger |vac\rangle_A. \quad (44)$$

In other words, there are d distinguishable modes and the unitary acts on each mode to give

$$|\sigma\rangle_{AC} = \bigotimes_{i=1}^d U_{A_i C_i} |\psi\rangle_{AC}, \quad (45)$$

where $|\psi\rangle_{AC} = |\psi\rangle_A |vac\rangle_C$. The disentangling theorem allows us to rewrite the exponential as [4]

$$U_{A_i C_i}(r) = \frac{1}{\cosh r} \exp [\tanh r a_i^\dagger c_i^\dagger] \times \exp [-\ln \cosh r (a_i^\dagger a_i + c_i^\dagger c_i)] \exp [-\tanh r a_i c_i]. \quad (46)$$

Using the commutation relations $[a_i^\dagger, a_j^\dagger] = [a_i, c_j^\dagger] = [a_i, c_j] = 0$, the unitary product simplifies to give

$$U_{AC} |\psi\rangle_{AC} = \bigotimes_{i=1}^d U_{A_i C_i} |\psi\rangle_{AC} = \frac{1}{\cosh^{d+1} r} \exp \left[\tanh r \left(\sum_{i=1}^d a_i^\dagger c_i^\dagger \right) \right] |\psi\rangle_{AC}. \quad (47)$$

We have to stress that this simplification holds only when U transforms states from the Hilbert space spanned by the multi-rail basis. The summands in the Taylor series for U can be simplified by the multinomial theorem to give

$$\frac{\tanh^k r}{k!} \left(\sum_{i=1}^d a_i^\dagger c_i^\dagger \right)^k = \tanh^k r \sum_{l_1 + \dots + l_d = k} \frac{1}{l_1! \dots l_d!} (a_1^\dagger c_1^\dagger)^{l_1} \dots (a_d^\dagger c_d^\dagger)^{l_d}. \quad (48)$$

The simplified expression Eq. (47) allows us to rewrite Eq. (45) in the following way:

$$\begin{aligned} |\sigma\rangle_{AC} &= \left(\sum_{i=1}^d \beta_i a_i^\dagger \right) U |vac\rangle \\ &= \frac{1}{\cosh^{d+1} r} \left(\sum_{i=1}^d \beta_i a_i^\dagger \right) \sum_{k=0}^{\infty} \tanh^k r \sum_{l_1 + \dots + l_d = k} |l_1 \dots l_d\rangle_A |l_1 \dots l_d\rangle_C, \end{aligned} \quad (49)$$

where $1/\sqrt{l_i!} (a_i^\dagger)^{l_i} |vac\rangle = |l_i\rangle$ has been used in the second line. We get the final output form corresponding to an input pure qudit from Eq. (44):

$$|\sigma\rangle_{AC} = \frac{1}{\cosh^{d+1} r} \sum_{k=1}^{\infty} \tanh^{k-1} r \sum_I \left[\sum_{i=1}^d \beta_i \sqrt{l_{I,i} + 1} |I^{(i)}\rangle_A |I\rangle_C \right], \quad (50)$$

where $|I\rangle_C = |l_1 \dots l_d\rangle_C$ is a multi-index labeling for basis states of the completely symmetric subspace of $(k-1)$ photons in d modes. Note that k was relabeled as $k+1$ so in comparison with Eq. (49) we now have $k = \sum_{i=1}^d l_{I,i} + 1$. A ket $|I^{(i)}\rangle_A$

differs from $|I\rangle_C$ by having $l_{I,i} + 1$ instead of $l_{I,i}$ in the i -th place, that is, $|I^{(i)}\rangle_A = |l_{I,1} \dots l_{I,i} + 1 \dots l_{I,d}\rangle_A$. The interpretation is that the A subsystem contains k photons in d modes. The presence of the index I is crucial since the value of $l_{I,i}$ indeed depends on which $|I\rangle_C$ was used to generate the corresponding $|I^{(i)}\rangle_A$.

Example. For $d = 3$ and $k = 2$ the basis consists of the states $\{|I\rangle_C\} = \{|001\rangle, |010\rangle, |100\rangle\}$ corresponding to a single photon in three possible modes of the A subsystem. For $|100\rangle_C$ we get $\{|I^{(i)}\rangle_A\}_{i=1}^3 = \{|200\rangle, |110\rangle, |101\rangle\}$ with the coefficient $l_{I,i} + 1$ equal to 2, 1 and 1, respectively. If we chose a different $|I\rangle_C$ the result would in general be a different set of vectors and coefficients.

Example. For another example we choose $d = 4$ and $k = 3$. The basis of the C subsystem consists of the states

$$\{|I\rangle_C\} = \{|0002\rangle, |0020\rangle, |0200\rangle, |2000\rangle, |0011\rangle, |0101\rangle, |0110\rangle, \\ |1001\rangle, |1010\rangle, |1100\rangle\}$$

This corresponds to two photons in four possible modes of the A subsystem. For $|0200\rangle_C$ we get $\{|I^{(i)}\rangle_A\}_{i=1}^4 = \{|1200\rangle, |0300\rangle, |0210\rangle, |0201\rangle\}$ with the coefficient $l_{I,i} + 1$ equal to 1, 3, 1 and 1, respectively.

We conclude this section by providing a quantum-optical interpretation of Eq. (43). In this setting the situation is conceptually simpler than the Unruh effect since the issue with non-equivalent Hilbert spaces does not arise. This is indicated by an isometric identification of the input and output Hilbert space in Eq. (43) (the identical labels on the LHS and RHS). Consider an array of d two-mode optical squeezers each described by a unitary operation in Eq. (42). The overall action is described by Eq. (45) since all the input C -modes (the environment) contain vacuum. The total number of photons in the input A -mode equals one and the input pure state can be described by an arbitrary superposition of d modes as in Eq. (44). The squeezing parameter r is common for all squeezing transformations and is an equivalent of the proper acceleration of the Rindler observer. Simpler constructions of this kind were previously investigated in connection with quantum optical amplifiers [11, 14].

3.2 The structure of the output density matrix and the irreducible representations of $\mathfrak{sl}(d, \mathbb{C})$

We will show that the terms appearing in the output density matrix live in spaces that carry representations of $\mathfrak{sl}(d, \mathbb{C})$ and the states themselves can be written in terms of the Lie algebra generators.

We begin with a formal definition of the qudit Unruh channel.

Definition 11. The qudit Unruh channel \mathcal{E} is the quantum channel defined by $\mathcal{E}(\psi_A) = \text{Tr}_C U \psi_{AC} U^\dagger$ where $U = \bigotimes_{i=1}^d U_{A_i C_i}$ with $U_{A_i C_i}$ given by Eq. (45). The action of the

channel on an input qudit state Eq. (44) is given by

$$\mathcal{E} : \psi_A \mapsto \sigma_A = (1 - z)^{d+1} \bigoplus_{k=1}^{\infty} z^{k-1} \sigma_A^{(k)}, \quad (51)$$

where

$$\begin{aligned} \sigma_A^{(k)} = & \sum_I \sum_{i=1}^d |\beta_i|^2 (l_{I,i} + 1) |I^{(i)}\rangle \langle I^{(i)}|_A \\ & + \sum_I \sum_{\substack{i,j=1 \\ i \neq j}}^d \beta_i \bar{\beta}_j \sqrt{(l_{I,i} + 1)(l_{I,j} + 1)} |I^{(i)}\rangle \langle I^{(j)}|_A, \end{aligned} \quad (52)$$

where we have defined $z = \tanh^2 r$ and thus $\cosh^2 r = 1/(1 - z)$.

Remark. From Eq. (50) we find $\dim \sigma_A^{(k)} = \binom{d+k-1}{k}$ and $\text{Tr} \sigma_A^{(k)} = \binom{d+k-1}{d}$. The normalization of σ_A can be verified by calculating $(1 - z)^{d+1} \sum_{k=1}^{\infty} z^{k-1} \binom{d+k-1}{d} = 1$. Also, note that the letters A and C are used for labeling both the input and output systems.

In summary, the qudit Unruh channel is a map transforming states prepared in a limited sector of the Minkowski observer's Hilbert space (the observer we have called Alice) to the Hilbert space associated with a uniformly accelerating observer (Rindler observer Eve).

Theorem 12. *Let the first block of σ_A in Eq. (51) be written as*

$$\sigma_A^{(1)} = \frac{1}{d} \left(\mathbb{I} + \sum_{\alpha=1}^L n_{\alpha} \lambda_{\alpha}^{(1)} \right), \quad (53)$$

where $\lambda_{\alpha}^{(1)}$ are generators of the fundamental representation of the $\mathfrak{sl}(d, \mathbb{C})$ algebra, $L = 2d(d - 1)$ and n_{α} are functions of $\beta_i \bar{\beta}_j$. Then the remaining blocks in Eq. (51) can be expanded with the same coefficients n_{α}

$$\sigma_A^{(k)} = \frac{1}{d} \left(k \mathbb{I} + \sum_{\alpha=1}^L n_{\alpha} \lambda_{\alpha}^{(k)} \right), \quad (54)$$

where $\lambda_{\alpha}^{(k)}$ are generators of the k^{th} completely symmetric representation of the $\mathfrak{sl}(d, \mathbb{C})$ algebra as defined in the appendix. The blocks $\sigma_A^{(k)}$ are not normalized.

Remark. The expansion of the density matrices using an overcomplete set of $\mathfrak{sl}(d, \mathbb{C})$ algebra generators will make easier to identify the components of Eqs. (53) and (54) with the $\mathfrak{sl}(d, \mathbb{C})$ -algebra elements for all k . The total number of algebra generators consists of $d(d - 1)$ off-diagonal and $d(d - 1)$ diagonal matrices (to be specified later). The number of generators is always greater than or equal to the necessary minimal number of generators since $L = 2d(d - 1) > d^2 - 1$ for all $d \geq 2$. The factor multiplying the identity in Eq. (54) comes from the ratio $\text{Tr} \mathbb{I} / \text{Tr} \sigma_A^{(k)} = \binom{d+k-1}{k} / \binom{d+k-1}{d} = k/d$.

The proof of Theorem 12 will be split into two lemmas. Lemma 14 will handle the diagonal coefficients of Eq. (54) and Lemma 15 will address the off-diagonal coefficients.

In order to carry out these proofs it will be convenient to use a representation of the operators as combinations of creation and annihilation operators known as the Schwinger oscillator representation. The idea is to introduce independent bosonic modes, then bilinear total-number-preserving operators give the same commutation relations as the $\mathfrak{su}(2)$ algebra.

Theorem 13 ([27]). *Let a_m, a_m^\dagger and a_l, a_l^\dagger be operators obeying the canonical commutation relations for bosonic annihilation and creation. Then the operators*

$$a_m^\dagger a_m - a_l^\dagger a_l = H_{ml} \quad (55a)$$

$$a_m^\dagger a_l = E_{ml} \quad (55b)$$

$$a_l^\dagger a_m = E_{ml}^\dagger, \quad (55c)$$

obey the commutation relations of the $\mathfrak{sl}(2, \mathbb{C})$ algebra. That is, the operators satisfy the commutation relations (90) from the appendix. Moreover, by

$$\mathbb{I} = \sum_{i=1}^l a_i^\dagger a_i \quad (56)$$

we denote an operator commuting with all the operators from Eqs. (55).

To easily follow the upcoming lemmas it might be useful to explicitly write down a specific part of Eq. (50) which leads to channel output block structure Eq. (52).

Example. For $k = 1$ and an arbitrary d we get from Eq. (50)

$$\begin{aligned} \sum_I \left[\sum_{i=1}^d \beta_i \sqrt{l_{I,i} + 1} |I^{(i)}\rangle_A |I\rangle_C \right] \\ = (\beta_1 |1 \dots 0\rangle_A + \beta_2 |01 \dots 0\rangle_A + \dots + \beta_d |0 \dots 1\rangle_A) |vac\rangle_C. \end{aligned} \quad (57)$$

Example. Let $d = 3$ and $k = 3$. Picking up the relevant part of Eq. (50) we write

$$\begin{aligned} \sum_I \left[\sum_{i=1}^d \beta_i \sqrt{l_{I,i} + 1} |I^{(i)}\rangle_A |I\rangle_C \right] \\ = \left[\left(\beta_1 |102\rangle_A + \beta_2 |012\rangle_A + \beta_3 \sqrt{3} |003\rangle_A \right) |002\rangle_C \right. \\ + \left(\beta_1 |120\rangle_A + \beta_2 \sqrt{3} |030\rangle_A + \beta_3 |021\rangle_A \right) |020\rangle_C \\ + \left(\beta_1 \sqrt{3} |300\rangle_A + \beta_2 |210\rangle_A + \beta_3 |201\rangle_A \right) |200\rangle_C \\ + \left(\beta_1 |111\rangle_A + \beta_2 \sqrt{2} |021\rangle_A + \beta_3 \sqrt{2} |012\rangle_A \right) |011\rangle_C \\ + \left(\beta_1 \sqrt{2} |201\rangle_A + \beta_2 |111\rangle_A + \beta_3 \sqrt{2} |102\rangle_A \right) |101\rangle_C \\ \left. + \left(\beta_1 \sqrt{2} |210\rangle_A + \beta_2 \sqrt{2} |120\rangle_A + \beta_3 |111\rangle_A \right) |110\rangle_C \right]. \end{aligned} \quad (58)$$

Lemma 14. *The diagonal part of Eq. (54) is a sum of the diagonal generators of the k -th completely symmetric representation of $\mathfrak{sl}(d, \mathbb{C})$ algebra and for a given d the coefficients n_α of the diagonal algebra generators can be chosen independent of the representation.*

Proof. **Case $k = 1$.** Using the bosonic representation from Theorem 13 we get

$$\frac{|\beta_1|^2}{d} \left(\sum_{i=1}^d a_i^\dagger a_i + \sum_{j=1}^{d-1} (a_1^\dagger a_1 - a_{1+j}^\dagger a_{1+j}) \right) = |\beta_1|^2 a_1^\dagger a_1 \equiv |\beta_1|^2 |1 \dots 0 \rangle \langle 1 \dots 0|. \quad (59)$$

An arbitrary $|\beta_i|^2 a_i^\dagger a_i$ is obtained by a mere permutation $\pi_{1 \rightarrow i} : 1 \rightarrow i$ of Eq. (59)

$$\pi_{1 \rightarrow i}(|\beta_1|^2 a_1^\dagger a_1) = \frac{|\beta_i|^2}{d} \left(\sum_{i=1}^d a_i^\dagger a_i + \sum_{j=1}^{d-1} (a_i^\dagger a_i - a_{i \oplus j}^\dagger a_{i \oplus j}) \right) = |\beta_i|^2 a_i^\dagger a_i. \quad (60)$$

Note that $i \oplus j \equiv i + j \pmod{d+1}$. Indeed, with the following sum we recover the diagonal part of the A subsystem from Eq. (57) or, its equivalent, the diagonal part of Eq. (53)

$$\sigma_A^{(1)} = \sum_{i=1}^d |\beta_i|^2 a_i^\dagger a_i.$$

We do distinguish between $a_i^\dagger a_i - a_{i \oplus j}^\dagger a_{i \oplus j}$ and its negation. Therefore, we immediately see that the number of diagonal generators is $d(d-1)$. Then, $d-1$ coefficients n_α from Eq. (53) are equal to $|\beta_i|^2$ for $i = 1 \dots d$.

Remark. The diagonal generators of the form $a_i^\dagger a_i - a_{i+1}^\dagger a_{i+1}$ precisely correspond to the simple roots of the fundamental representation introduced in the appendix while the rest are their linear combinations. Note that because of the use of a linearly-dependent set of diagonal generators the expansion coefficients are not unambiguously determined. However, for at least one explicit construction of the diagonal part of Eq. (52) (presented in Eqs. (59) and (60)) it will be shown that the diagonal generators can be chosen independently of the representation.

Remark. For a given i the diagonal generators in Eq. (60) are actually independent.

Case $k > 1$. Looking at Eq. (52) or Eq. (58) from the above example we may safely set $\beta_1 = 1$. It can be easily verified that squaring the coefficient accompanying β_i we get the i -th ket's label of the A subsystem. So whatever function leads to the diagonal part corresponding to β_1 will lead after the transposition to the diagonal part corresponding to β_i .

Due to the interpretation of the diagonal generators of $\mathfrak{sl}(d, \mathbb{C})$ presented in the appendix we may conclude certain general things about the form of diagonal operators for all k in Eq. (52). Namely, each line of the root space diagram is some representation of the $\mathfrak{sl}(2, \mathbb{C})$ algebra. The matrix form of the diagonal generators of the k -th lowest representation in the Chevalley-Serre basis is a $(k+1)$ -dimensional diagonal matrix with the first entry equal to k and the i -th entry equal to $k - 2(i-1)$. Following the construction

of higher completely symmetric representations out of the representations of the $\mathfrak{sl}(2, \mathbb{C})$ algebras (see the appendix) we conclude that the vertex coordinates of the k -th representation of $\mathfrak{sl}(d, \mathbb{C})$ are scaled by a factor of k (that is, the fundamental $(d-1)$ -simplex gets “inflated”). Therefore, at least for the vertex points of the k -th representation, we can use the same function as Eq. (59) only scaled by k . Once we change the operator function there (whose exact form we do not need to know), we get precisely the “vortex part” of the k -th lowest completely symmetric representation:

$$\begin{aligned} & \frac{|\beta_1|^2}{d} \left(k \sum_{i=1}^d f(a_i^\dagger, a_i) + k \sum_{j=1}^{d-1} (f(a_1^\dagger, a_1) - f(a_{1+j}^\dagger, a_{1+j})) \right) \\ &= k |\beta_1|^2 f(a_1^\dagger, a_1) \equiv k |\beta_1|^2 |k 0 \dots 0 \rangle \langle k 0 \dots 0|, \end{aligned} \quad (61)$$

where $f(a_i^\dagger, a_i)$ is some function of the creation and annihilation operators. Note that we obtained the coefficient $\sqrt{3}$ for the state $\beta_1 |300\rangle_A$ and zero for the states $\beta_1 |030\rangle_A$ and $\beta_1 |003\rangle_A$ in Eq. (58).

The question now is what the coefficients are for the remaining states. The states adjacent to the vertex state in the root space diagram $|k 0 \dots 0\rangle$ are all states $|k-1 \dots \rangle$. Recall that these states lie on a regular lattice, each segment of which is parallel to one of the simple roots. It follows, from the discussion in the appendix, that to move to any state $|k-1 \dots \rangle$ means to subtract two from one of the coordinates (the length of the segment in the Chevalley-Serre basis) and one from $(d-2)$ other coordinates, since one is the projection of the segment to the remaining $(d-2)$ axes. To get to the rest of the states $|k-l \dots \rangle$, which are further away, we repeat the procedure l times where $l = 0 \dots k$. Noting that $l(-2 - (d-2) \times 1) = ld$ we get from Eq. (61)

$$\begin{aligned} & \frac{|\beta_1|^2}{d} \left(k \sum_{i=1}^d f^{(l)}(a_i^\dagger, a_i) + (k - ld) \sum_{j=1}^{d-1} (f^{(l)}(a_1^\dagger, a_1) - f^{(l)}(a_{1+j}^\dagger, a_{1+j})) \right) \\ &= (k-l) |\beta_1|^2 f^{(l)}(a_1^\dagger, a_1) \equiv (k-l) |\beta_1|^2 |k-l \dots 0 \rangle \langle k-l \dots 0|. \end{aligned} \quad (62)$$

Note that $f^{(0)}(a_i^\dagger, a_i) = f(a_i^\dagger, a_i)$ from Eq. (61). This is precisely the diagonal part of Eq. (52) corresponding to $|\beta_1|^2$ (cf. also Eq. (58)). We conclude that when going from $k=1$ to $k>1$ the coefficients $n_\alpha = |\beta_1|^2$ remain the same for $(d-1)$ diagonal generators from Eq. (54). Similarly to the case $k=1$ the interchange $\pi_{1 \rightarrow i}$ makes sure that the rest of coefficients are $n_\alpha = |\beta_i|^2$ (there are $(d-1)$ of them for each i). ■

Lemma 15. *The off-diagonal part of Eq. (54) is a sum of $\mathfrak{sl}(d, \mathbb{C})$ step operators in the k -th completely symmetric representation and for a given d the off-diagonal algebra generator coefficients n_α are independent of the representation.*

Proof. **Case $k=1$.** As we discuss in detail in the appendix the step operators of the $\mathfrak{sl}(2, \mathbb{C})$ subalgebra correspond to the edges of complete graphs with states $|0 \dots 1_l \dots \rangle$

occupying the vertices. Starting at the l -th vertex we can see that the bosonic step operator from Theorem 13 takes us to the m -th vertex

$$a_m^\dagger a_l |0 \dots 1_l \dots\rangle = |0 \dots 1_m \dots\rangle.$$

Choosing all possible edges (all coefficients $\beta_l \bar{\beta}_m$) we can fully describe the off-diagonal part of the density matrix corresponding to Eq. (57):

$$\sum_{\substack{m,l=1 \\ m < l}}^d \beta_l \bar{\beta}_m a_m^\dagger a_l + h.c.$$

There are $d(d-1)$ summands in total and we see that

$$n_\alpha = \beta_l \bar{\beta}_m,$$

where $\alpha = (l, m), l \neq m$.

Remark. The raising operators of the form $a_{l+1}^\dagger a_l$ precisely correspond to the simple roots (of the fundamental representation) written in the Chevalley-Serre basis introduced in the appendix.

Case $k > 1$. Following the strategy from the case $k = 1$ we choose a particular direction from the l -th to the m -th vertex by setting the coefficients $\beta_i \bar{\beta}_j$ where $(i, j) \neq (l, m)$ to zero. Using the knowledge from the appendix and the fact that to get from one vertex state to the other we can see that one has to pass over $k-1$ intermediate spinors lying on the connecting edge. These spinors divide the edge into k segments. So we have to apply the step operator $a_m^\dagger a_l$ k -times. Moving on, there are other lines parallel to the edge under consideration. The only difference is that the number of segments is less than k so the step operators have to be applied fewer times. But these are precisely the higher-dimensional step operators written in the bosonic representation [27]. So if our states obey their transformation rules we have proved the lemma. In more detail, from Eq. (52) we see that each two neighboring states (no matter on which line parallel to the edge under consideration they lie) have the following coefficient

$$\beta_l \bar{\beta}_m \sqrt{(l_{I,l} + 1)(l_{I,m} + 1)} |I^{(l)}\rangle \langle I^{(m)}|.$$

However, using the rules for bosonic creation and annihilation operators we find that

$$a_m^\dagger a_l \sqrt{l_{I,l} + 1} |I^{(l)}\rangle = \sqrt{l_{I,m} + 1} |I^{(m)}\rangle. \quad (63)$$

We might again conclude that by the transition from $k = 1$ to $k > 1$ the expansion coefficients in Eq. (54) remain identical

$$n_\alpha = \beta_l \bar{\beta}_m,$$

where $\alpha = (l, m), l \neq m$. ■

Proof of Theorem 12. Putting together Lemmas 14 and 15 capturing separately the diagonal and off-diagonal parts of Eq. (54) gives the theorem statement. ■

Remark. In the last paragraph of Appendix B, we discuss why the generators constructed above are indeed generators of the k -th completely symmetric representation of $\mathfrak{sl}(d, \mathbb{C})$, in particular, why they satisfy the necessary commutation relations.

We have seen that the Hilbert spaces carry representations of $SU(d)$; we now show that the transformations effected by the Unruh channel mesh properly with the group actions on the state spaces: the qudit Unruh channel is $SU(d)$ -covariant. We recall the relevant notation and give a formal definition of covariance. Recall that $\mathcal{DM}(\mathcal{H})$ stands for the space of density matrices on the Hilbert space \mathcal{H} .

Definition 16. Let G be a group, $\mathcal{H}_{in}, \mathcal{H}_{out}$ be Hilbert spaces and let $r_1 : G \rightarrow GL(\mathcal{H}_{in}), r_2 : G \rightarrow GL(\mathcal{H}_{out})$ be two unitary representations of the group G . Let $\mathcal{K} : \mathcal{DM}(\mathcal{H}_{in}) \rightarrow \mathcal{DM}(\mathcal{H}_{out})$ be a channel. We say that \mathcal{K} is **covariant with respect to G and the representations r_1, r_2** , if

$$\mathcal{K} \left(r_1(g) \rho r_1(g)^\dagger \right) = r_2(g) \mathcal{K}(\rho) r_2(g)^\dagger \quad (64)$$

holds for all $g \in G, \rho \in \mathcal{DM}(\mathcal{H}_{in})$.

For our purposes, covariance allows us to conclude that certain equations hold for “Lie algebraic reasons” and not because of some special property of a particular representation. More details can be found in Appendix C.

The following corollary of the main invariance theorem can now be established.

Corollary 17. The qudit Unruh channel is $SU(d)$ -covariant for the fundamental representation in the input space and any completely symmetric representation carried by the output space of the channel.

Proof. The channel output σ_A in Eq. (51) is an infinite-dimensional block-diagonal trace class matrix. It can be rewritten as

$$\sigma_A = \bigoplus_{k=1}^{\infty} s_k \tilde{\sigma}_A^{(k)}, \quad (65)$$

where $s_k = (1 - z)^{d+1} z^{k-1} \binom{d+k-1}{d}$. $\tilde{\sigma}_A^{(k)}$ is proportional to $\sigma_A^{(k)}$ such that $\text{Tr } \tilde{\sigma}_A^{(k)} = 1$ for all k . This implies that the qudit Unruh channel can be written as $\mathcal{E}(\psi_A) = \bigoplus_{k=1}^{\infty} s_k \mathcal{E}_k(\psi_A)$, where the $\mathcal{E}_k(\psi_A)$ can be read off Eq. (51). It follows from Theorem 12 that the diagram commutes:

$$\begin{array}{ccc} \psi_A & \xrightarrow{\mathcal{E}_k} & \tilde{\sigma}_A^{(k)} \\ r_1(g) \downarrow & & \downarrow r_2(g) \\ \psi'_A & \xrightarrow{\mathcal{E}_k} & \tilde{\sigma}'^{(k)}_A \end{array}$$

Therefore, the covariance condition Eq. (64) holds for all \mathcal{E}_k . Since the output of the qudit Unruh channel is a direct sum of $\mathcal{E}_k(\psi_A)$ we conclude that the qudit Unruh channel is covariant as well. \blacksquare

Remark. We emphasize that the covariance proof shows only that the restriction of the Unruh channel to the input space spanned by input qudit states from Eq. (44) is covariant. As a matter of fact, one can easily show that for a general input state the Unruh channel is not covariant with respect to $SU(d)$.

4 Quantum capacities of the qudit Unruh channel

While there is no known single-letter formula for the quantum capacity of a general quantum channel, if a channel has the property of being either degradable or conjugate degradable, the optimized coherent information does give such a formula [21, 8]. It was shown in [9] that the qubit Unruh channel is conjugate degradable. We will show below that this property extends to the qudit Unruh channels. From there, we will calculate the quantum capacity.

Definition 18. A channel \mathcal{E} is **conjugate degradable** if there exists a quantum channel $\check{\mathcal{D}}$, called a **conjugate degrading map**, which degrades the channel to its complementary channel \mathcal{E}_c up to complex conjugation \mathcal{C} :

$$\check{\mathcal{D}} \circ \mathcal{E} = \mathcal{C} \circ \mathcal{E}_c. \quad (66)$$

Theorem 19. The qudit Unruh channel \mathcal{E} from Alice to Eve introduced in Def. 11 is conjugate degradable. The explicit transformation to the complementary output is

$$\mathcal{E}_c(\psi_A) = z\bar{\sigma}_A + (1-z)\omega_0, \quad (67)$$

where $\sigma_A = \mathcal{E}(\psi_A)$ and ω_0 is a diagonal state independent of σ_A .

The proof of the theorem will be preceded by two lemmas for which purpose we rewrite Eq. (50) as

$$|\sigma\rangle_{AC} = (1-z)^{(d+1)/2} \sum_{k=1}^{\infty} z^{(k-1)/2} |\sigma^{(k)}\rangle_{AC}. \quad (68)$$

Lemma 20. The following relation holds: $\sigma_C^{(2)} = \bar{\sigma}_A^{(1)} + \mathbb{I}$ where $\sigma_C^{(k)} = \text{Tr}_A \sigma_{AC}^{(k)}$ and $\sigma_A^{(k)} = \text{Tr}_C \sigma_{AC}^{(k)}$.

Proof. We rewrite a part of the state Eq. (68), namely $|\sigma^{(2)}\rangle_{AC}$, as

$$|\sigma^{(2)}\rangle_{AC} = \sqrt{2} \sum_{i=1}^d \beta_i |ii\rangle_A |i\rangle_C + \sum_{\substack{i,j \\ i \neq j}}^{\binom{d}{2}} |ij\rangle_A (\beta_j |i\rangle + \beta_i |j\rangle)_C, \quad (69)$$

where for the A subsystem $|ii\rangle_A$ labels a d -mode Fock state where the i -th position is occupied by two photons. $|ij\rangle_A$ labels a d -mode Fock state where the i -th and j -th positions are occupied by single photons. There are no other possibilities. The C subsystem is even simpler since $|i\rangle_C$ just means the i -th position being occupied by a single photon. This labeling has the advantage of having the same form for all d . Tracing over the A subsystem we get

$$\sigma_C^{(2)} = \sum_{i=1}^d \left(2|\beta_i|^2 + \sum_{j \neq i}^{d-1} |\beta_j|^2 \right) |i\rangle\langle i| + \sum_{\substack{i,j \\ i \neq j}}^{\binom{d}{2}} \beta_j \bar{\beta}_i |i\rangle\langle j|. \quad (70)$$

Applying the normalization condition $\sum_{i=1}^d |\beta_i|^2 = 1$ we find

$$\sigma_C^{(2)} = \mathbb{I} + \sum_{i=1}^d |\beta_i|^2 |i\rangle\langle i| + \sum_{\substack{i,j \\ i \neq j}}^{\binom{d}{2}} \beta_j \bar{\beta}_i |i\rangle\langle j|. \quad (71)$$

Expanding Eq. (68) for $k = 1$ we get

$$|\sigma^{(1)}\rangle_{AC} = \sum_{i=1}^d \beta_i |i\rangle_A |0 \dots 0\rangle_C. \quad (72)$$

(We are abusing a notation a bit by mixing both ket conventions.) By tracing over the C subsystem we get

$$\sigma_A^{(1)} = \sum_{i=1}^d |\beta_i|^2 |i\rangle\langle i| + \sum_{\substack{i,j \\ i \neq j}}^{\binom{d}{2}} \beta_i \bar{\beta}_j |i\rangle\langle j|. \quad (73)$$

Comparing with Eq. (71) completes the proof. \blacksquare

This shows that, at least for $k = 2$, the complementary output is complex conjugated and admixed with a maximally mixed state with respect to some part of the qudit Unruh channel output. Equally importantly, we see that $\sigma_C^{(2)}$ has an algebra generator structure closely related to that of $\sigma_A^{(1)}$.

Lemma 21. *The following relation holds for all k : $\sigma_C^{(k+1)} = \bar{\sigma}_A^{(k)} + \mathbb{I}$.*

Proof. In Theorem 12 we explicitly showed that if the dimension of the A subsystem is increased, then the expansion coefficients of the Lie algebra generators in which the state is written can be chosen to stay constant. If we show that also the C subsystem is transformed in exactly the same way the algebra generator structure of the complementary density matrix stays preserved too. Indeed, this is the case. If we simply rewrite the core of Eq. (48)

$$\left\{ \frac{1}{\sqrt{l_1! \dots l_d!}} \bigotimes_{i=1}^d (a_i^\dagger)^{l_i} \otimes \frac{1}{\sqrt{l_1! \dots l_d!}} \bigotimes_{i=1}^d (c_i^\dagger)^{l_i} \right\}_{\sum l_i + 1 = k} \quad (74)$$

then the left product composed of a_i^\dagger operators generates the A subsystem whose structure has been completely described. But the right product is identical to the left one and so Theorem 12 is applicable for the C subsystem as well. In other words, taking Eq. (71) we know exactly how any other $\sigma_C^{(k+1)}$ will look like and we may conclude that

$$\sigma_C^{(k+1)} - \mathbb{I} = \bar{\sigma}_A^{(k)}.$$

■

Proof of Theorem 19. Let us explicitly construct the conjugate degrading map. The hint is the structure of the output density matrices from the qudit Unruh channel and its complementary output

$$\sigma_A = (1-z)^{d+1} \left[\sigma_A^{(1)} \oplus z\sigma_A^{(2)} \oplus z^2\sigma_A^{(3)} \oplus \dots \right] \quad (75)$$

$$\sigma_C = (1-z)^{d+1} \left[|0\dots 0\rangle\langle 0\dots 0|_C \oplus z\sigma_C^{(2)} \oplus z^2\sigma_C^{(3)} \oplus \dots \right]. \quad (76)$$

We admix the complex conjugated σ_A with a properly chosen diagonal state and use Lemma 21 to get

$$\sigma_C = z\bar{\sigma}_A + (1-z)\omega_0, \quad (77)$$

where $\omega_0 = (1-z)^d [|0\dots 0\rangle\langle 0\dots 0| \oplus z\mathbb{I} \oplus z^2\mathbb{I} \oplus \dots]$. This concludes the proof. ■

If a channel is covariant and conjugate degradable, then the maximization in the formula for the quantum capacity from Theorem 2 is achieved with a maximally mixed input qudit π_A . (See the calculation leading up to Eq. (9) in [8].) The same happens for the evaluation of the formula for the private quantum capacity in Theorem 5. Since we have shown that the qudit Unruh channel is both covariant and conjugate degradable, we must therefore calculate $\mathcal{E}(\pi_A)$ and $\mathcal{E}_c(\pi_A)$.

The image of a single input pure state, say $|1\rangle$, reads

$$\mathcal{E} : |1\rangle_A \mapsto (1-z)^{d+1} \bigoplus_{k=1}^{\infty} z^{k-1} \sum_{I^{(1)}} (l_{I,1} + 1) |I^{(1)}\rangle\langle I^{(1)}|_A, \quad (78)$$

where we recall that $(l_{I,1} + 1)$ is the first label of $|I^{(1)}\rangle_A$ for a given k and d . Let $\pi_{1 \rightarrow i}$ be the permutation transposing 1 and i . For the input ket $|i\rangle = \pi_{1 \rightarrow i}|1\rangle$ we get from Eq. (59)

$$\mathcal{E} : |i\rangle_A \mapsto (1-z)^{d+1} \bigoplus_{k=1}^{\infty} z^{k-1} \sum_{I^{(i)}} (l_{I,i} + 1) |I^{(i)}\rangle\langle I^{(i)}|_A. \quad (79)$$

Since $\sum_{i=1}^d (l_{I,i} + 1) = k$ and $\pi_A = 1/d \sum_{i=1}^d |i\rangle\langle i|_A$ we get

$$\mathcal{E} : \pi_A \mapsto \rho_A = \frac{1}{d} (1-z)^{d+1} \bigoplus_{k=1}^{\infty} k z^{k-1} \sum_{I^{(i)}=1}^{\binom{d+k-1}{k}} |I^{(i)}\rangle\langle I^{(i)}|_A, \quad (80)$$

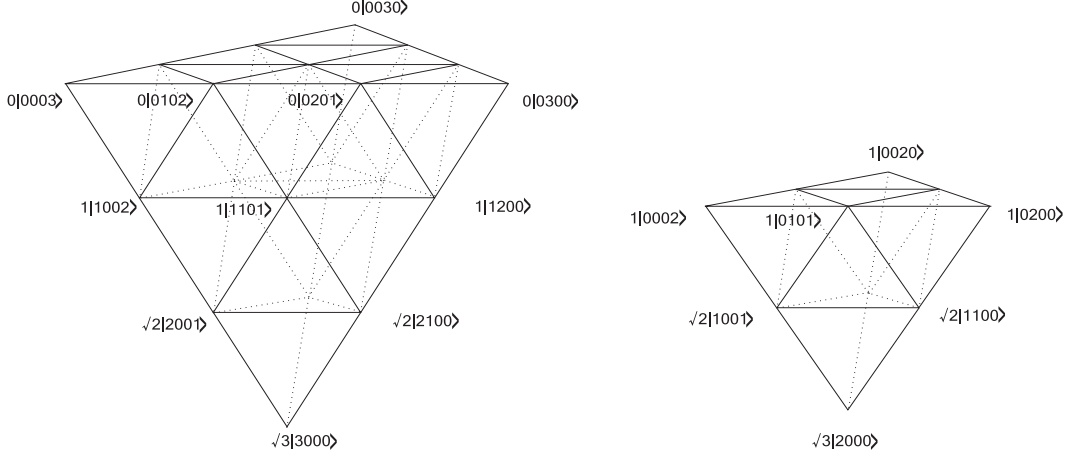


Figure 5: We illustrate the calculation of the image of a maximally input mixed input qudit $\rho_A = \mathcal{E}(\pi_A)$ (on the left) and $\rho_C = \mathcal{E}^c(\pi_A)$ (on the right) on $d = 4$ and $k = 3$. Both plots capture the situation where $\beta_1 = 1$. We can visualize the calculations in Eqs. (80) and (82) if we realize that the permutation $\pi_{1 \rightarrow i}$ preserves the coefficients \sqrt{k} when acting on $|k 0 \dots\rangle$ (on the left) or on $|k - 1 \dots\rangle$ (on the right). The summing procedure $\sum_{i=1}^d |i\rangle\langle i|_A$ is like adding d rotated simplices with squared coefficients.

where the sum over i from π_A is hidden in the sum over $I^{(i)}$. The example from Eq. (58) can be helpful. Observe that, on each irrep, the state is proportional to the identity as required by Schur's lemma.

The output from the channel complementary to the Unruh channel will also be needed. Once we know the structure of the k -th output block of the Unruh channel Lemma 21, tells us about the structure of the $(k+1)$ -th block of its complementary channel. Its dimension must be same and so the states $|I\rangle_C$ span the $\binom{d+k-2}{k-1}$ -dimensional completely symmetric subspace of $(k+1)$ photons. But we prefer to compare the k -th complementary block with the k -th Unruh channel output block because in our notation $|I\rangle_C$ contains one photon less than $|I^{(i)}\rangle_A$. It follows from Lemma 21 and Eq. (78)

$$\mathcal{E}_c : |1\rangle_A \mapsto (1-z)^{d+1} \bigoplus_{k=1}^{\infty} z^{k-1} \sum_{I=1}^{\binom{d+k-2}{k-1}} (l_{I,1} + 1) |I\rangle\langle I|_C. \quad (81)$$

for $\beta_1 = 1$ and as a result the coefficients $(l_{I,1} + 1)$ remain the same. Because the eigenvalues are equal we see that the k -th block of the complementary channel is the complement of the k -th block of the Unruh channel. Fig. 5 shows an example of the relation between two complementary blocks. Since for β_1 the coefficient $(l_{I,1} + 1)$ for the ‘lowest’ states $|0 k 0 \dots\rangle$ equals one, the action of $\pi_{1 \rightarrow i}$ transfers the coefficient one to the ‘highest’ state $|k 0 \dots\rangle$. This happens exactly $(d-1)$ times (that is, for all remaining β_i 's, $i = 2 \dots d$) and so we may conclude that a maximally mixed input qudit

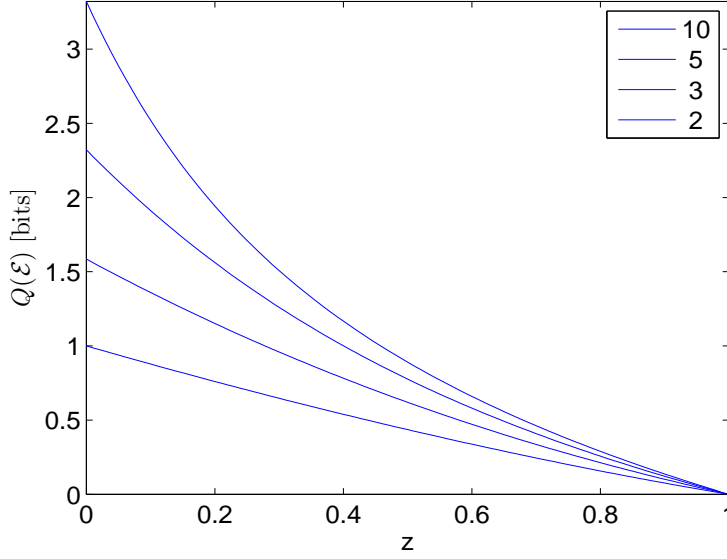


Figure 6: The quantum capacity as calculated by Eq. (85) for several qudit Unruh channels. The curve achieving a capacity of 1 for $z = 0$ corresponds to $d = 2$. The others, in order of increasing quantum capacity, are $d = 3, 5$ and 10 .

transforms as

$$\mathcal{E}_c : \pi_A \mapsto \rho_C = \frac{1}{d}(1-z)^{d+1} \bigoplus_{k=1}^{\infty} (d+k-1)z^{k-1} \sum_{I=1}^{\binom{d+k-2}{k-1}} |I\rangle\langle I|_C. \quad (82)$$

Once again, the state is proportional to the identity on each irrep. We will take Eq. (82) as the definition of ρ_C for the remainder of the paper. We define $T_{d,z} = 1/d(1-z)^{d+1}$ and after some straightforward algebra we get

$$H(A)_\rho = -\log T_{d,z} - (1+d)\frac{z}{1-z} \log z - T_{d,z} \sum_{k=1}^{\infty} \binom{d+k-1}{k} k z^{k-1} \log k. \quad (83)$$

Similarly, for the complementary output Eq. (82)

$$\begin{aligned} H(C)_\rho &= -\log T_{d,z} - (1+d)\frac{z}{1-z} \log z \\ &\quad - T_{d,z} \sum_{k=1}^{\infty} \binom{d+k-2}{k-1} (d+k-1) z^{k-1} \log (d+k-1). \end{aligned} \quad (84)$$

The quantum capacity of the qudit Unruh channel simplifies to

$$Q(\mathcal{E}) = H(A)_\rho - H(C)_\rho = T_{d,z} \sum_{k=1}^{\infty} \binom{d+k-1}{k} k z^{k-1} \log \frac{d+k-1}{k}. \quad (85)$$

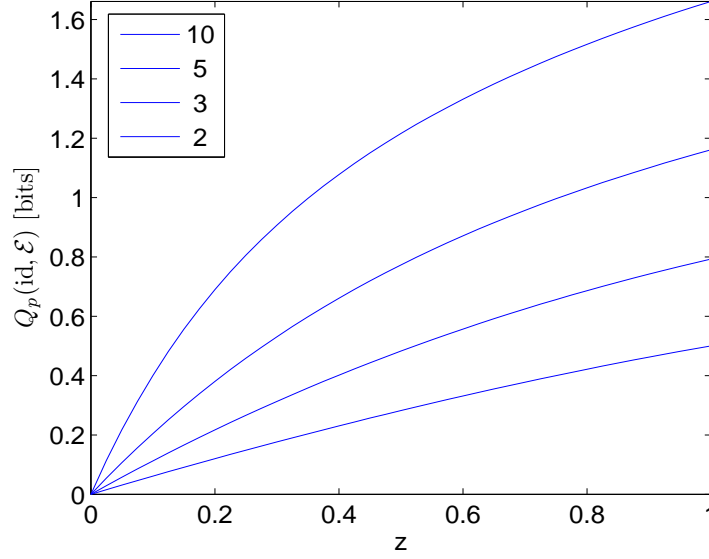


Figure 7: The private quantum capacity as calculated by Eq. (86) for several qudit Unruh channels. In order of increasing capacity, the curves correspond to $d = 2, 3, 5$ and 10 .

We present the plot of the quantum capacity as a function of the acceleration parameter in Fig. 6.

For the private quantum capacity we recall our single-letter formula from Theorem 5. The channel to Bob is a noiseless channel and so

$$\begin{aligned}
Q_p(\text{id}, \mathcal{E}) &= \frac{1}{2} I(A'; C)_\rho \\
&= \frac{1}{2} (\log d + H(C)_\rho - H(A)_\rho) \\
&= \frac{1}{2} \left(\log d - T_{d,z} \sum_{k=1}^{\infty} \binom{d+k-1}{k} k z^{k-1} \log \frac{d+k-1}{k} \right). \quad (86)
\end{aligned}$$

The private quantum capacity is plotted in Figs. 7 and 8. The second figure demonstrates that private communication is more efficient with qudit encodings than with qubit encodings even after normalization for the fact that a qudit channel carries more information than a qubit channel when $d > 2$. Therefore, for the qudit Unruh channel more efficient encodings are possible.

5 Conclusions

We investigated two communication problems in Rindler spacetime. The first was to determine the optimal rate at which a sender could reliably transmit qubits to a uni-

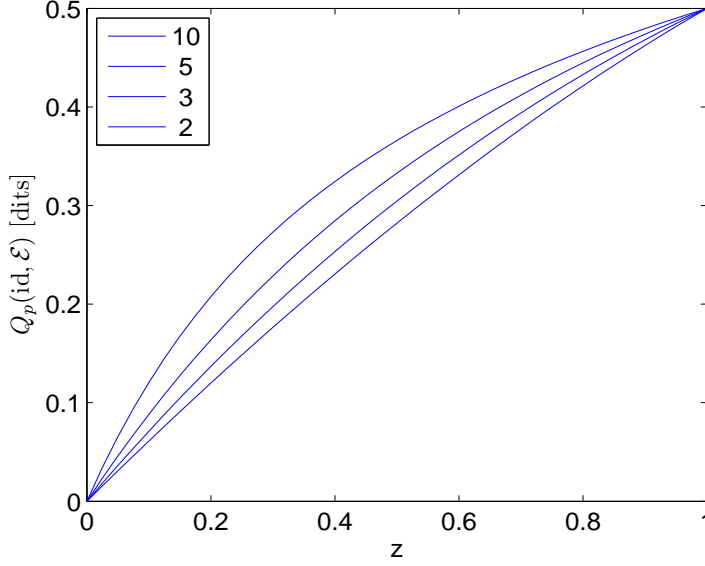


Figure 8: The private quantum capacity given by Eq. (86) for several qudit Unruh channels in units of dits. The uppermost curve corresponds to $d = 10$, then in order $d = 5, 3, 2$. This presentation facilitates comparison of the private quantum capacity for different d by correcting for the fact that a noiseless qudit channel can send $\log d$ times as much information as a noiseless qubit channel. In these units, one immediately sees that in the limit of infinite acceleration, the private quantum capacity approaches a value of $\frac{1}{2} \log d$, meaning that Alice and Bob need only sacrifice half of their transmission bandwidth to secure their messages. More interestingly, the graph indicates that using higher d yields more efficient encodings for finite values of Eve’s acceleration.

formly accelerating receiver. While this problem has resisted solution for general quantum channels, in the case of the qudit Unruh channels, we are able to extract a compact, tractable formula which is strictly positive for all accelerations. In order to evaluate the capacity, we decomposed the output of the Unruh channel into irreducible completely symmetric representations of the unitary group. From this decomposition, we were able to show that the channels have a rare and useful property known as conjugate degradability, which makes the calculation of the capacity possible.

The second problem involves securely sending encrypted quantum information from an inertial sender to an inertial receiver in the presence of an accelerating eavesdropper. Because the associated private general quantum capacity problem had only been very briefly discussed previously, we began by studying it for arbitrary channels. In the case where the channel from the sender to the intended receiver is noiseless, our formula “single-letterizes”, meaning that it involves no intractable limits. Specifically, the private quantum capacity is equal to the entanglement-assisted capacity to the eavesdropper’s

environment. Applied to the qudit Unruh channels, we find the private quantum capacity is positive for all non-zero eavesdropper accelerations, no matter how small.

While we have phrased all our results in the language of Rindler spacetime and accelerating observers, the mathematics also describes the noise induced by a nonlinear optical parametric amplifier (NOPA) [11, 14]. Our quantum capacity result therefore indicates that the quantum capacity through such an amplifier with arbitrarily high gain is always strictly positive and can be exactly calculated.

A natural direction for future study would be to relax some of the assumptions made in this article. First, it would be more natural to impose a power restriction, in the form of the average number of photons per channel use, than to restrict to the d -rail encodings we study here [31]. It also would be interesting to use a more realistic model of the channel from sender to receiver than the noiseless channel studied here. Finally, we have been very conservative in modeling the eavesdropper, allowing her to perform arbitrary operations on her Rindler modes, ignoring her necessarily finite extent. While moving to a power restriction is unlikely to change the qualitative features of our conclusions, there is significant room for new effects when studying realistic receiver and eavesdropper channels. In particular, the quantum capacity would likely vanish at a finite acceleration and the private quantum capacity might only be non-zero for sufficiently high accelerations.

Acknowledgements

We would like to thank Keshav Dasgupta, Alex Maloney and Mark Wilde for helpful discussions. This work was supported by a grant from the Office of Naval Research (N000140811249). We also gratefully acknowledge the support of the Canada Research Chairs program, CIFAR, INTRIQ, MITACS, NSERC, the Perimeter Institute and QuantumWorks.

A Background on representation theory

In the main body of the paper we exploited the covariance of the Unruh channel in order to calculate quantities of interest. This used some standard material on the representation theory of Lie algebras that may not be familiar to all readers. In this section we collect the relevant definitions for the benefit of such a reader.

The representations of any Lie group are closely related to the representations of the corresponding Lie algebra: in physicists' language this amounts to working with the "infinitesimal generators" of the group. Mathematically, a Lie group is a group that is also a smooth manifold with all the group operations being smooth (infinitely differentiable). The Lie algebra is the tangent space at the identity. An easy, but fundamental, result says that associated with any representation of a Lie group is a unique corresponding representation of the Lie algebra and the representation of the Lie group is irreducible if and only if the corresponding Lie algebra representation is irreducible. From the rep-

representations of the Lie algebra we can reconstruct the representations of the connected component of the identity of the Lie group; so, in particular, if the Lie group is connected the Lie algebra representations determine the Lie group representations.

The Lie algebra of $SU(d)$ is $\mathfrak{su}(d)$ and consists of the complex skew-self-adjoint¹ matrices with trace zero. It is more convenient to work with the complexified form which is $\mathfrak{su}(d) \otimes \mathbb{C}$. It is easy to see that this is isomorphic to $\mathfrak{sl}(d, \mathbb{C})$. Thus we have to classify the representations of $\mathfrak{sl}(d, \mathbb{C})$.

In the $\mathfrak{sl}(d, \mathbb{C})$ case there may be several mutually commuting operators. A *maximal* commuting set of operators of a (semi-simple) Lie algebra² is called a *Cartan subalgebra*. The Cartan subalgebra of $\mathfrak{sl}(d, \mathbb{C})$ has dimension $r = d - 1$; we say that the rank of the Lie algebra is r . We write $\mathbf{H} = (H_1, \dots, H_r)$ for the Cartan subalgebra generated by the elements $\{H_1, \dots, H_r\}$ of the Lie algebra; these elements are assumed to be independent. Once a Cartan subalgebra has been chosen we can use the common eigenvectors of the members of the Cartan subalgebra to label the basis vectors of an irreducible representation.

Definition 22. An r -tuple $\alpha = (\alpha_1, \dots, \alpha_r)$ of complex numbers is called a **root** if: (i) not all the α_i are zero, (ii) there is an element E of $\mathfrak{sl}(d, \mathbb{C})$ such that

$$[H_i, E] = \alpha_i E. \quad (87)$$

Typically, we use the root to label E , thus, we would write $[H_i, E_\alpha] = \alpha_i E_\alpha$. The set $\{H_i, E_\alpha\}$ is called the Cartan-Weyl basis [27, 23] of the Lie algebra. Among all the roots one can choose (nonuniquely) a class of special roots called positive roots.

Definition 23. A set of roots is called a collection of **positive roots** if: (i) for any root α either α or $-\alpha$, but not both are in the set, and (ii) for any roots α, β in the set then if $\alpha + \beta$ is a root it must also be in the set.

Once we have designated a family of roots as positive roots we can define what it means for a root to be simple.

Definition 24. A positive root is called a **positive simple root** if it cannot be written as a linear combination of other positive roots.

Definition 25. If ρ (where $\rho : \mathfrak{sl}(d, \mathbb{C}) \rightarrow GL(V)$ for some V) is a representation of $\mathfrak{sl}(d, \mathbb{C})$ then a r -tuple $\mu = (\mu_1, \dots, \mu_r)$ of complex numbers is a **weight** for ρ if there is a nonzero vector $\psi \in V$ such that ψ is an eigenvector of each H_i with eigenvalue μ_i .

If μ is a weight and ψ a weight vector for ρ and α is a root then

$$\rho(H_i)\rho(E)\psi = (\mu_i + \alpha_i)\rho(E)\psi. \quad (88)$$

¹We use the convention that the passage from the Lie algebra to the Lie group is $X \mapsto e^X$ rather than $X \mapsto e^{iX}$.

²This is not the right definition for general Lie algebras but it is adequate for semi-simple Lie algebras.

In short, E changes all the eigenvalues of the Cartan operators and it creates a new weight vector (or kills the weight vector). The root is a vector in the weight space that points in the direction in which the weights are changing. The E operators are called shift or raising and lowering operators. Roughly speaking, the positive roots correspond to raising operators and the negative roots to lowering operators. We classify the irreducible representations by the *highest possible value of the weight*, although doing so of course requires defining a suitable order on the weights.

A special example of the Cartan-Weyl basis is the Chevalley-Serre basis [27, 23]. Two aspects make this basis special: (i) The step operators are associated to simple roots and (ii) the normalization is chosen such that the roots are integers. Unless explicitly stated we work in this basis because it has a useful geometric interpretation.

To give the operators a geometric interpretation we will work with a specific matrix representation of the $\mathfrak{sl}(d, \mathbb{C})$ algebra. Let us define E_{ij} , where $1 \leq i \neq j \leq d$, as the matrix having one where the i -th row and the j -th column intersect and the rest are zeros. Furthermore we define a diagonal matrix H_i in which the i -th diagonal entry is 1, the $(i+1)$ -th diagonal entry is -1 and the rest are zeros. If we assume $j = i+1$ the following set $\{H_i, E_{ij}, E_{ij}^\dagger\}$ forms the Chevalley-Serre basis for $\mathfrak{sl}(d, \mathbb{C})$. More explicitly, for $d = 2$ we get

$$H_1 = \begin{pmatrix} 1 & 0 \\ 0 & -1 \end{pmatrix} \quad (89a)$$

$$E_{12} = \begin{pmatrix} 0 & 1 \\ 0 & 0 \end{pmatrix} \quad (89b)$$

$$E_{12}^\dagger = \begin{pmatrix} 0 & 0 \\ 1 & 0 \end{pmatrix}. \quad (89c)$$

Therefore in this basis we have

$$[H_i, E_{ij}] = 2E_{ij} \quad (90a)$$

$$[H_i, E_{ij}^\dagger] = -2E_{ij}^\dagger. \quad (90b)$$

The simple roots are elements of a vector space dual to the one spanned by elements of the Cartan subalgebra.

This construction opens the way to an insightful geometric picture in terms of the so-called root space diagram. The dual space will be called the space of roots. For the $\mathfrak{sl}(d, \mathbb{C})$ Lie algebra the space is $(d-1)$ -dimensional and the simple root vectors, defined as an r -tuple of simple roots, form a basis (which, in general, is not orthogonal). Let us call the basis spanning the space of roots the root basis.³ It can be shown that two consecutive simple root vectors subtend the angle $2\pi/3$. We rewrite Eq. (87) as

$$[H_i, E_{ij}] = (\mu_i^{(i)} - \mu_i^{(j)})E_{ij}, \quad (91)$$

³We realize the overuse of the expressions roots, root vectors and root basis. The terminology is not stabilized and differ in various textbooks. Also, the root space diagrams are sometimes called weight diagrams.

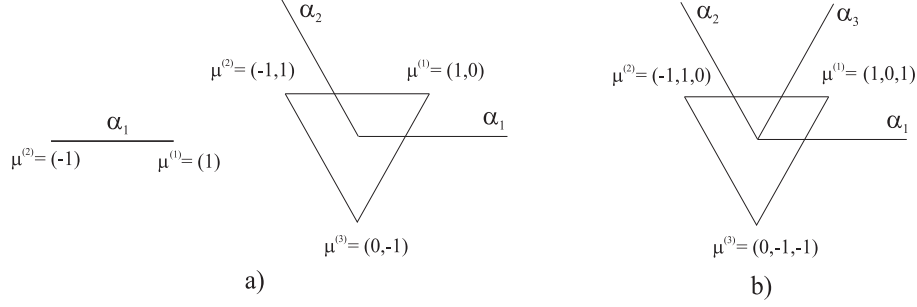


Figure 9: (a) We illustrate the spaces of roots for $\mathfrak{sl}(2, \mathbb{C})$ and $\mathfrak{sl}(3, \mathbb{C})$. The basis vectors are simple roots and are indicated by α_i . For the weights (vertices) we explicitly write down their coordinates in this basis. We can read off the generators of the Cartan subalgebra from the weights. (b) It is sometimes helpful to introduce an overcomplete basis. The position of α_3 reflects the relation $H_3 = H_1 + H_2$ for H_3 in Eq. (92) and it is not a simple root.

where $\mu_i^{(j)}$ are called fundamental weights. The word fundamental reflects the fact that we are dealing only with simple roots. We explicitly rewrite Eq. (88) as the spectral decomposition

$$H_i = \sum_{j=1}^d \mu_i^{(j)} |\psi_j\rangle\langle\psi_j|,$$

where j labels the j -th component of a d -component spinor $|\psi\rangle$. When we say spinor we mean a vector carrying the $\mathfrak{sl}(d, \mathbb{C})$ representation defined by the generators. We will label its components by $|\psi_j\rangle$ or simply by ψ_j . The important role played by the (fundamental) weights is that they are coordinates of the eigenvectors in the space of roots. Fig. 9a illustrates the situation for $d = 2$ and $d = 3$. Hence for each fundamental representation of $\mathfrak{sl}(d, \mathbb{C})$ there are d points each representing an eigenvector $|\psi_j\rangle$.

What about the role played by the shift operators? They have a precise geometric interpretation as well. All points of the $\mathfrak{sl}(d, \mathbb{C})$ fundamental representations are interconnected. The operator responsible for a transition from site $|\psi_i\rangle$ to $|\psi_j\rangle$ is the operator E_{ij} or E_{ij}^\dagger for the opposite direction. It also follows from Eqs. (90) that each segment connecting two neighboring spinors has length two.

The fundamental representations of $\mathfrak{sl}(d, \mathbb{C})$ algebra contain $r = d - 1$ independent $\mathfrak{sl}(2, \mathbb{C})$ subalgebras each satisfying Eqs. (89). However, since the root space diagram is a complete graph there are in total $\binom{d}{2}$ linearly dependent $\mathfrak{sl}(2, \mathbb{C})$ subalgebras corresponding to the number of edges. The diagonal generators of the “additional” $\mathfrak{sl}(2, \mathbb{C})$ subalgebras are constructed similarly to the H_i ’s above. The only difference is that 1 and -1 on the diagonal are separated by one or more zeros. As an example ($d = 3$), the

remaining diagonal generator is

$$H_3 = \begin{pmatrix} 1 & 0 & 0 \\ 0 & 0 & 0 \\ 0 & 0 & -1 \end{pmatrix}. \quad (92)$$

Therefore, the rank of the weight vectors equals three and it correspond to introducing an overcomplete root basis, see Fig. 9b. Note that H_3 does not correspond to a simple root. Indeed, the axis α_3 in Fig. 9b can be obtained by a linear combination of α_1 and α_2 which are both positive root vectors.

To discuss the higher-dimensional representations of $\mathfrak{sl}(d, \mathbb{C})$ we have to mention the construction of all representations of $\mathfrak{sl}(2, \mathbb{C})$. The process is straightforward: The spaces of roots of the k -th representation is a one-dimensional surface (a line) where $(k + 1)$ representation-carrying spinors are equidistantly placed and the distance of two neighboring spinors equals two. Their coordinates are again the diagonal elements of H and the edges connecting the points symbolize the action of the shift operators. The matrix representation of the real form of the $\mathfrak{sl}(2, \mathbb{C})$ generators is well known as the spin- $\frac{k}{2}$ operators.

B Geometric picture of the completely symmetric representations of the $\mathfrak{sl}(d, \mathbb{C})$ Lie algebras

For the purpose of this article we are interested in particular higher-dimensional representations of $\mathfrak{sl}(d, \mathbb{C})$ - the completely symmetric representations. The space of roots of $\mathfrak{sl}(d, \mathbb{C})$ is $(d - 1)$ -dimensional and the fundamental root space diagrams are $(d - 1)$ -simplices. The k -th lowest completely symmetric representations of $\mathfrak{sl}(d, \mathbb{C})$ are again $(d - 1)$ -simplices with an inner structure constructed in the following way: Each edge connecting a pair of vertices contains $k + 1$ equidistantly displaced points – completely symmetric spinors $\chi_{j_1} = \psi_{(j_2 \dots j_d)}$. The round brackets indicate symmetrization over the indices inside. Hence it can be divided into k segments each of length two. Any two points are connected provided they lie on a line parallel to an edge. This construction determines a lattice. On each intersection of the lattice lies another completely symmetric spinor. The coordinates are given by a rank $r = d - 1$ vector and they form a higher-dimensional representation of the $\mathfrak{sl}(d, \mathbb{C})$ Cartan subalgebra generators. The spinors of the k -th lowest completely symmetric representation of $\mathfrak{sl}(d, \mathbb{C})$ span a $\binom{d+k-1}{k}$ -dimensional space. Two spaces of roots are illustrated in Fig. 10.

All lines of the inner structure connecting the spinors in the l -th dimensional representations of $\mathfrak{sl}(d, \mathbb{C})$ determine the k -th representations of $\mathfrak{sl}(2, \mathbb{C})$ for $l = 1 \dots k$. These elementary subalgebras serve as building blocks for the generators of the given completely symmetric representation of $\mathfrak{sl}(d, \mathbb{C})$. The construction is as follows: For a given edge there is a number of lines parallel to it and so the $\mathfrak{sl}(d, \mathbb{C})$ subalgebra generators are formed by a direct sum of these $\mathfrak{sl}(2, \mathbb{C})$ subalgebras. The reason for a direct sum is that they, by construction, act on mutually orthogonal subspaces. Note that it does

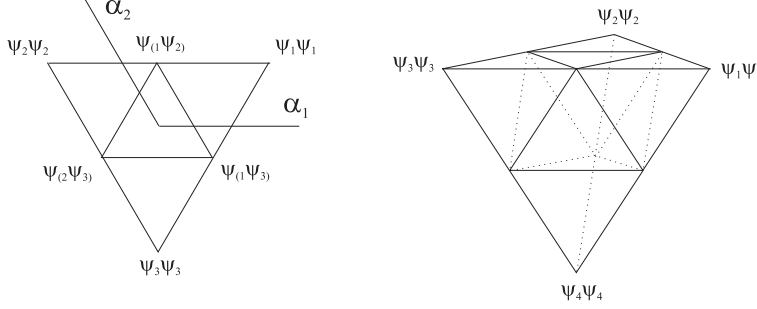


Figure 10: The space of roots for $d = 3$ ($k = 2$) on the left and $d = 4$ ($k = 2$) on the right. Let us choose the left plot to illustrate the explicit decomposition into the $\mathfrak{sl}(2, \mathbb{C})$ subalgebras. There are two lines parallel to each simple root vector. One line (the edge) has two segments and it is the second lowest representation of $\mathfrak{sl}(2, \mathbb{C})$. The single-segment line is the fundamental representation of $\mathfrak{sl}(2, \mathbb{C})$. If we direct sum these two algebras and the same thing with those corresponding to α_2 they clearly inherit the commutation relation of the $\mathfrak{sl}(2, \mathbb{C})$ algebra. They indeed form the second-lowest completely symmetric representation of $\mathfrak{sl}(3, \mathbb{C})$.

not imply that the completely symmetric representations of $\mathfrak{sl}(d, \mathbb{C})$ are direct sum representations. They are actually irreducible. The direct sum subalgebras that have been created do not themselves span mutually orthogonal subspaces, see Fig. 10 for illustration. The consequence is that the generators constructed in this way manifestly satisfy the commutation relations for $\mathfrak{sl}(d, \mathbb{C})$.

C Lie groups and algebras

For completeness, we give the well-known argument that one can diagonalize a matrix that represents a group element in “essentially the same way” in all the representations. (See, for example, Sec. 8.1 in [26]). Recall that a Lie algebra is itself a vector space so one can consider the representation of a Lie algebra on *itself*: the *adjoint representation*.

Let G be a Lie group, e its identity element and $T_e G$ the tangent space at the identity: $T_e G$ is the Lie algebra of G . For any element g we define Ψ_g to be the conjugation map $\Psi_g(k) = gkg^{-1}$. This gives a map $\Psi : G \rightarrow \text{Aut}(G)$. Now we take the differential and get the *adjoint* representation of:

$$\text{Ad}(g) = (d\Psi_g)_e : T_e G \rightarrow T_e G \text{ and } \text{Ad} : G \rightarrow \text{Aut}(T_e G).$$

If θ is a (smooth) homomorphism from G to H then the following diagram obviously

commutes.

$$\begin{array}{ccc} G & \xrightarrow{\theta} & H \\ \Psi_g \downarrow & & \downarrow \Psi_{\rho(g)} \\ G & \xrightarrow{\theta} & H \end{array}$$

Taking the derivative at the identity we get that the diagram

$$\begin{array}{ccc} T_e G & \xrightarrow{(d\theta)_e} & T_e H \\ \text{Ad}(g) \downarrow & & \downarrow \text{Ad}(\theta(g)) \\ T_e & \xrightarrow{(d\theta)_e} & T_e H \end{array}$$

commutes.

In our case G is $SU(d)$ and its Lie algebra, $T_e G$ is $\mathfrak{su}(d)$. Consider the case where the map θ defines a unitary representation of the group on the space \mathbb{C}^n . So now the group H is $\mathcal{U}(\mathbb{C}^n)$, the group of unitary $n \times n$ matrices and its Lie algebra is $\text{Herm}(\mathbb{C}^n)$, the algebra of hermitian matrices. If we write $r_n = d\theta : \mathfrak{su}(d) \rightarrow \text{Herm}(\mathbb{C}^n)$ we have the equation for any $g \in SU(d)$ and any λ in $\mathfrak{su}(d)$,

$$\text{Ad}(\theta(g))r_n(\lambda) = r_n(\text{Ad}(g)\lambda).$$

The adjoint action is just conjugation. If we write U for the (unitary) matrix representing g then we have

$$\theta(U)\theta(\lambda)\theta(U)^\dagger = r_n(U\lambda U^\dagger).$$

This shows that if we diagonalize in the adjoint representation we can diagonalize any other representation using the corresponding matrices appropriate to the representation. Of course, it also means that if we diagonalize in any representation, not necessarily the adjoint, we can use the same correspondence to diagonalize any other representation.

References

- [1] R. Ahlswede and I. Csiszar. Common randomness in information theory and cryptography. I. Secret sharing. *IEEE Transactions on Information Theory*, 39(4):1121–1132, 1993.
- [2] R. Alicki and M. Fannes. Continuity of quantum conditional information. *Journal of Physics A*, 37(5):L55, 2004.
- [3] P. M. Alsing and G. J. Milburn. Teleportation with a uniformly accelerated partner. *Physical Review Letters*, 91(18):180404, 2003.
- [4] S.M. Barnett and P.M. Radmore. *Methods in theoretical quantum optics*. Oxford University Press, USA, 1997.

- [5] H. Barnum, M. A. Nielsen, and B. Schumacher. Information transmission through a noisy quantum channel. *Physical Review A*, 57:4153–4175, 1998.
- [6] C. H. Bennett, P. W. Shor, J. A. Smolin, and A. V. Thapliyal. Entanglement-assisted capacity of a quantum channel and the reverse Shannon theorem. *IEEE Transactions on Information Theory*, 48:10:2637–2655, 2002.
- [7] I. Bjelaković, H. Boche, and J. Nötze. Entanglement transmission capacity of compound channels. *arXiv:0904.3011*, 2009.
- [8] K. Brádler, N. Dutil, P. Hayden, and A. Muhammad. Conjugate Degradability and the Quantum Capacity of Cloning Channels. *Journal of Mathematical Physics*, 51:072201, 2010.
- [9] K. Brádler, P. Hayden, and P. Panangaden. Private information via the Unruh effect. *Journal of High Energy Physics*, 8:74–+, August 2009.
- [10] F. G. S. L. Brandão and J. Oppenheim. The quantum one-time pad in the presence of an eavesdropper. *arXiv:1004.3328*, 2010.
- [11] S. L. Braunstein, N. J. Cerf, S. Iblisdir, P. Van Loock, and S. Massar. Optimal cloning of coherent states with a linear amplifier and beam splitters. *Physical Review Letters*, 86(21):4938–4941, 2001.
- [12] P. Caban and J. Rembieliński. Lorentz-covariant reduced spin density matrix and Einstein-Podolsky-Rosen-Bohm correlations. *Physical Review A*, 72:012103, 2005.
- [13] N. Cai, A. Winter, and R. W. Yeung. Quantum privacy and quantum wiretap channels. *Problems of Information Transmission*, 40(4):318–336, 2005.
- [14] C. M. Caves. Quantum limits on noise in linear amplifiers. *Physical Review D*, 26(8):1817–1839, 1982.
- [15] M. Cliche and A. Kempf. Relativistic quantum channel of communication through field quanta. *Physical Review A*, 81(1):12330, 2010.
- [16] L. C. B. Crispino, A. Higuchi, and G. E. A. Matsas. The Unruh effect and its applications. *Reviews of Modern Physics*, 80:787, 2008.
- [17] M. Czachor and M. Wilczewski. Relativistic Bennett-Brassard cryptographic scheme, relativistic errors, and how to correct them. *Physical Review A*, 68(1):010302, 2003.
- [18] A. Datta. Quantum discord between relatively accelerated observers. *Physical Review A*, 80(5):52304, 2009.
- [19] P. C. W. Davies. Scalar production in Schwarzschild and Rindler metrics. *Journal of Physics A: Mathematical and General*, 8:609, 1975.

- [20] I. Devetak. The private classical capacity and quantum capacity of a quantum channel. *IEEE Transactions on Information Theory*, 51(1):44–55, 2005.
- [21] I. Devetak and P. W. Shor. The capacity of a quantum channel for simultaneous transmission of classical and quantum information. *Communications in Mathematical Physics*, 256(2):287–303, 2005.
- [22] J. Doukas and B. Carson. Entanglement of two qubits in a relativistic orbit. *Physical Review A*, 81(6):062320, 2010.
- [23] J. Fuchs and C. Schweigert. *Symmetries, Lie algebras and representations: A graduate course for physicists*. Cambridge University Press, 2003.
- [24] I. FuentesSchuller and R. B. Mann. Alice Falls into a Black Hole: Entanglement in Noninertial Frames. *Physical Review Letters*, 95:120404, 2005.
- [25] S. A. Fulling. Nonuniqueness of canonical field quantization in Riemannian space-time. *Physical Review D*, 7(10):2850–2862, 1973.
- [26] W. Fulton and J. Harris. *Representation theory: A first course*. Springer, 1991.
- [27] R. Gilmore. *Lie groups, Lie Algebras, and Some of Their Applications*. Wiley, New York, 1974.
- [28] R. M. Gingrich and C. Adami. Quantum entanglement of moving bodies. *Physical Review Letters*, 89(27):270402, 2002.
- [29] P. Hayden, M. Horodecki, A. Winter, and J. Yard. A decoupling approach to the quantum capacity. *Open Systems and Information Dynamics*, 15:7–19, 2008.
- [30] P. Hayden, P. W. Shor, and A. Winter. Random quantum codes from Gaussian ensembles and an uncertainty relation. *Open Systems and Information Dynamics*, 15:71–89, 2008.
- [31] A. S. Holevo. Entanglement-breaking channels in infinite dimensions. *Problems of Information Transmission*, 44(3):171–184, 2008.
- [32] M. Horodecki, S. Lloyd, and A. Winter. Quantum coding theorem from privacy and distinguishability. *Open Systems and Information Dynamics*, 15:47–69, 2008.
- [33] R. Jozsa. Fidelity for mixed quantum states. *Journal of Modern Optics*, 41:2315–2323, 1994.
- [34] A. Kent. Unconditionally secure bit commitment. *Physical Review Letters*, 83:1447–1450, 1999.
- [35] R. Klesse. Approximate quantum error correction, random codes, and quantum channel capacity. *Physical Review A*, 75(6):062315–+, 2007.

- [36] D. Kretschmann and R. F. Werner. Tema con variazioni: quantum channel capacity. *New Journal of Physics*, 6:26–+, 2004.
- [37] S. Lloyd. Capacity of the noisy quantum channel. *Physical Review A*, 55(3):1613–1622, 1997.
- [38] E. Martin-Martinez and J. León. Quantum correlations through event horizons: Fermionic versus bosonic entanglement. *Physical Review A*, 81(3):32320, 2010.
- [39] U. M. Maurer et al. The strong secret key rate of discrete random triples. *Kluwer International Series In Engineering And Computer Science*, pages 271–271, 1994.
- [40] M. A. Nielsen and I. L. Chuang. *Quantum Computation and Quantum Information*. Cambridge University Press, Cambridge, 2000.
- [41] L. Parker. Particle creation in expanding universes. *Physical Review Letters*, 21(8):562–564, 1968.
- [42] A. Peres and D. R. Terno. Quantum information and relativity theory. *Reviews of Modern Physics*, 76:93–123, 2004.
- [43] R. Schützhold and W. G. Unruh. Comment on “Teleportation with a uniformly accelerated partner”. *arXiv:quant-ph/0506028*.
- [44] P. W. Shor. The quantum channel capacity and coherent information. Lecture notes, MSRI workshop on quantum computation, <http://www.msri.org/publications/ln/msri/2002/quantumcrypto/shor/1/>, November 2002.
- [45] A. Uhlmann. The ‘transition probability’ in the state space of a $*$ -algebra. *Reports on Mathematical Physics*, 9:273, 1976.
- [46] W. G. Unruh. Notes on black-hole evaporation. *Physical Review D*, 14(4):870–892, 1976.
- [47] W. G. Unruh and R. M. Wald. What happens when an accelerating observer detects a Rindler particle. *Physical Review D*, 29(6):1047–1056, 1984.
- [48] R. M. Wald. *Quantum field theory in curved spacetime and black hole thermodynamics*. University of Chicago Press, Chicago, 1999.