

# Fitting Birth-Death Processes to Panel Data with Applications to Bacterial DNA Fingerprinting

Charles R. Doss<sup>1</sup>, Marc A. Suchard<sup>2</sup>, Ian Holmes<sup>3</sup>, Midori Kato-Maeda<sup>4</sup>, and Vladimir N. Minin<sup>1,\*</sup>

<sup>1</sup>Department of Statistics, University of Washington, Seattle, WA 98195, USA

<sup>2</sup>Departments of Biomathematics, Biostatistics, and Human Genetics,  
University of California, Los Angeles, CA 90095, USA

<sup>3</sup>Department of Bioengineering and Biophysics Graduate Group,  
University of California, Berkeley, CA 94720, USA

<sup>4</sup>Department of Medicine, University of California, San Francisco, CA 94143, USA

\*vminin@uw.edu

## Abstract

Continuous-time linear birth-death-immigration (BDI) processes are frequently used in ecology and epidemiology to model stochastic dynamics of the population of interest. In clinical settings, multiple birth-death processes can describe disease trajectories of individual patients, allowing for estimation of the effects of individual covariates on the birth and death rates of the process. Such estimation is usually accomplished by analyzing patient data collected at unevenly spaced time points, referred to as panel data in the biostatistics literature. Fitting linear BDI processes to panel data is a nontrivial optimization problem, because birth and death rates can be functions of many parameters related to the covariates of interest. We propose a novel expectation-maximization (EM) algorithm for fitting linear BDI models with covariates to panel data. We derive a closed-form expression for the joint generating function of some of the BDI process statistics and use this generating function to reduce the E-step of the EM algorithm, as well as calculation of the Fisher information, to one dimensional integration. This analytical technique yields a computationally efficient and robust optimization algorithm that we implemented in an open-source R package. We apply our method to DNA fingerprinting of *Mycobacterium tuberculosis*, the causative agent of tuberculosis, to study inpatient time evolution of IS6110 copy number, a genetic marker frequently used during estimation of epidemiological clusters of *Mycobacterium tuberculosis* infections. Our analysis reveals previously undocumented differences in IS6110 birth-death rates among three major lineages of *Mycobacterium tuberculosis*, which has important implications for epidemiologists that use IS6110 for DNA fingerprinting of *Mycobacterium tuberculosis*.

## 1 Introduction

Linear birth-death-immigration (BDI) processes provide useful building blocks for modeling population dynamics in ecology (Nee, 2006), molecular evolution (Thorne et al., 1991), and epidemiology (Gibson and Renshaw, 1998), among many other areas. Although Keiding (1975) has extensively studied inference for fully observed continuous-time BDI processes, more often such processes are not observed completely, posing challenging computational problems for statisticians. Here, we use applied probability tools to develop a new, efficient implementation of the expectation-maximization (EM) algorithm for fitting discretely observed BDI processes.

We are interested in situations where we observe multiple independent continuous-time BDI trajectories at fixed, possibly irregularly spaced, time points. Such observations, called panel data, often arise in medical applications, with independent BDI trajectories corresponding to some stochastic process recorded in different patients under study (Crespi et al., 2005). The birth and death rates can then be modeled as functions of patient-specific covariates. This modeling framework is similar to the use of continuous-time Markov chains (CTMCs) in multistate disease progression models with a finite number of states (Kalbfleisch and Lawless, 1985). Although established methods for fitting finite state CTMCs to panel data exist (Kalbfleisch and Lawless, 1985; Lange, 1995; Jackson, 2011), less attention has been paid to infinite state-space processes, such as BDI models.

Outside of medical applications, estimating parameters of discretely observed BDI models is considered in the molecular evolution and bioinformatics literature (Thorne et al., 1991; Holmes, 2005). For example, Holmes (2005) proposed an EM algorithm for discretely observed BDI processes in the context of finding the most optimal alignment of multiple genomic sequences. The author argues that the EM algorithm’s simplicity and robustness make this method attractive for large-scale bioinformatics applications. Unfortunately, implementation of the EM algorithm by Holmes (2005) is applicable only to a very restricted class of BDI processes. In this paper, we develop a more general EM algorithm that applies to a large class of BDI models and is not restricted to molecular evolution applications.

Computing expectations of the complete-data log-likelihood, needed for executing an EM algorithm, can be challenging, especially if the complete-data were generated by a continuous-time stochastic process. When the complete data are generated by a finite state-space CTMC, these expectations can be computed efficiently (Lange, 1995; Holmes and Rubin, 2002). Although the BDI process is also a CTMC, the infinite state-space of the process prohibits us from using these computationally efficient methods. Holmes (2005) considers a BDI model with the immigration rate either zero or proportional to the birth rate. Under this restriction, the complete-data likelihood belongs to the exponential family, which means that the complete-data log-likelihood is a linear function of sufficient statistics of the complete data. Making further stringent assumptions about the initial state of the process, Holmes (2005) computes expectations of these sufficient statistics by numerically solving a system of coupled non-linear ordinary differential equations (ODEs). Working with this birth-death-restricted immigration (BDRI) model, but without any restrictions on the starting state of the process, we develop a new computationally efficient method for computing the expected sufficient statistics. Our method combines ideas from Kendall (1948) and Lange (1982) and reduces computations of the expected sufficient statistics to one-dimensional integration, a computational task that is much simpler than solving a system of nonlinear ODEs. We develop a similar integration method to compute the observed Fisher information matrix via Louis’ formula (Louis, 1982) and use this matrix for calculation of confidence intervals and sets. In addition, when we have multiple BDRI trajectories observed, we allow the birth and death rates to be functions of trajectory-specific covariates.

We first test our EM algorithm on simulated data and then turn to a problem of estimating birth and death rates of the transposable element *IS6110* in *Mycobacterium tuberculosis*, the causative bacterial agent of most tuberculosis (TB) in humans. *Mycobacterium tuberculosis* genome carries multiple *IS6110* copies that get duplicated and deleted rapidly during replication. Estimating *IS6110* copy number birth (duplication) and death (loss) rates is an important task in TB molecular epidemiology, because researchers use *IS6110* copy number to group infected individuals into epidemiological clusters (Small et al., 1994). In the United States, the resurgence of TB cases, attributed to significant changes in socio-economic factors, started in the late 1980s, with the number of TB cases reaching its peak in 1991 and steadily declining since then (Cattamanchi et al., 2006). Since 1991, the University of California, San Francisco has been maintaining a database of TB cases reported to the San Francisco Department of Public Health. The database contains demographic and certain clinical information as well as *M. tuberculosis* genotypes (e.g., *IS6110* copy number) for each reported TB case (Jasmer et al., 1999). Rosenberg et al. (2003) used a subset of this database to estimate *IS6110* birth and death rates. These authors proposed an approximate likelihood method to accomplish this estimation. We revisit this problem using our EM algorithm and compare our results with the approximation of Rosenberg et al. (2003). Further, we examine differences in birth and death rates among three main lineages of *M. tuberculosis* and find that the East-Asian *M. tuberculosis* is evolving at a slower rate than its European-American counterpart. This novel finding has serious implications on the definition of epidemiological clusters based on the *IS6110* copy number. To investigate the possibility of spurious effect of *M. tuberculosis* lineage on *IS6110* birth and death rates due to a confounding factor, we build a more complicated model for birth and death rates. In addition to the lineage, we include *M. tuberculosis* drug-resistance status and HIV infection status of each patient as birth and death rate covariates. We find that after including these covariates, the lineage remains the only variable that significantly affects *IS6110*

birth and death rates.

## 2 BDRI Process with Covariates

We start with  $m$  independent continuous-time homogeneous linear BDRI processes  $\{X_{p,t}\}$ , for  $p = 1, \dots, m$ , with corresponding per capita birth rates  $\lambda_p \geq 0$ , per capita death rates  $\mu_p \geq 0$ , and immigration rates  $\nu_p = \beta\lambda_p$ , where  $\beta \geq 0$  is a known constant. Assuming that each process  $p$  has  $c_1$  covariates related to the birth rates and  $c_2$  covariates related to the death rates, collected into vectors  $\mathbf{z}'_{p,\lambda} = (z_{p,\lambda,1}, \dots, z_{p,\lambda,c_1}) \in \mathbb{R}^{c_1}$  and  $\mathbf{z}'_{p,\mu} = (z_{p,\mu,1}, \dots, z_{p,\mu,c_2}) \in \mathbb{R}^{c_2}$ , we model birth and death rates as log-linear functions of these covariates:

$$\log \lambda_p = \mathbf{z}'_{p,\lambda} \gamma_\lambda \quad \text{and} \quad \log \mu_p = \mathbf{z}'_{p,\mu} \gamma_\mu, \quad (1)$$

where  $\gamma'_\lambda = (\gamma_{\lambda,1}, \dots, \gamma_{\lambda,c_1})$  and  $\gamma'_\mu = (\gamma_{\mu,1}, \dots, \gamma_{\mu,c_2})$  are birth and death regression coefficients. Covariate vectors  $\mathbf{z}_{p,\lambda}$  and  $\mathbf{z}_{p,\mu}$  are assumed to be known and fixed for every process  $p$ . For example, if each BDRI process models a disease related trajectory for each patient, then covariates are usually composed of patient-specific clinical and demographic information (e.g., gender, medical history).

We assume that we observe the  $p$ th process at  $n(p) + 1$  distinct times,  $0 = t_{p,0} < t_{p,1} < \dots < t_{p,n(p)}$ . We denote our data vector by

$$\mathbf{Y} = (X_{1,t_{1,0}}, \dots, X_{1,t_{1,n(1)}}), \dots, (X_{m,t_{m,0}}, \dots, X_{m,t_{m,n(m)}})$$

and the parameter vector by  $\gamma = (\gamma_\lambda, \gamma_\mu) \in \mathbb{R}^{c_1+c_2}$ . We are interested in computing the parameter maximum likelihood estimates (MLEs),  $\hat{\gamma} = \arg \max_{\gamma} l_o(\mathbf{Y}; \gamma)$ , where

$$l_o(\mathbf{Y}; \gamma) := \sum_{p=1}^m \sum_{i=0}^{n(p)-1} \log p_{X_{p,t_{p,i}}, X_{p,t_{p,i+1}}} (t_{p,i+1} - t_{p,i}; \lambda_p, \mu_p) \quad (2)$$

is the observed-data log-likelihood and  $p_{i,j}(t; \lambda, \mu) = P_{\lambda,\mu}(X_t = j | X_0 = i)$ ,  $i, j = 0, 1, \dots$ , are the transition probabilities of the BDRI process. These transition probabilities can be calculated either using the generating function derived by Kendall (1948) or via the orthogonal polynomial representation of Karlin and McGregor (1958). Despite the explicit algebraic nature of the orthogonal polynomials, the latter method can be numerically unstable and the generating function method is often preferred (Sehl et al., 2011). Although one can maximize the likelihood  $l_o(\mathbf{Y}; \gamma)$  using standard off-the-shelf optimization algorithms, such generic algorithms can be problematic when the BDI rates are functions of a high dimensional parameter vector, such as the vector of regression coefficients  $\gamma$  in our case. As an alternative to generic optimization, we develop an EM algorithm, known for its robustness and ability to cope with high dimensional optimization (Dempster et al., 1977).

## 3 EM Algorithm for the BDRI Process

The complete data in our case consist of the BDRI trajectories  $\{X_{p,t}\}$ , observed continuously during the corresponding intervals  $[0, t_{p,n(p)}]$ ,  $p = 1, \dots, m$ . Let  $\mathbf{X} = \{X_{p,t}\}_{p=1, \dots, m}^{t \in [0, t_{p,n(p)}]}$  be the complete data and let  $l_c(\mathbf{X}; \gamma)$  be the complete data log-likelihood. The EM algorithm starts by initializing the parameter vector to an arbitrarily chosen vector  $\gamma_0$ . At the  $k$ th iteration of the algorithm we set

$$\gamma_k = \arg \max_{\gamma} E_{\gamma_{k-1}} [l_c(\mathbf{X}; \gamma) | \mathbf{Y}]. \quad (3)$$

To accomplish the above maximization, we need to be able to evaluate the expectation in (3) for any vector  $\gamma$ . Traditionally, a numerical procedure for computing such an expectation is called an E-step of the EM

algorithm. The maximization of the expectation is called an M-step of the EM algorithm. Below, we develop efficient algorithms for implementing these E- and M-steps for the discretely observed BDRI process. As is often the case, we will see that to compute the needed expectations for all  $\gamma \in \mathbb{R}^{c_1+c_2}$ , we need to compute only the expectations of certain statistics that do not depend on  $\gamma$ .

### 3.1 E-step

Since our BDRI process is a CTMC, the log-likelihood of the complete data is

$$l_c(\mathbf{X}; \gamma) = - \sum_{p=1}^m \left[ \sum_{i=0}^{\infty} d^p(i) [i(\lambda_p + \mu_p) + \nu_p] + \sum_{i=0}^{\infty} \left( n_{i,i+1}^p \log(i\lambda_p + \nu_p) + n_{i,i-1}^p \log(i\mu_p) \right) \right], \quad (4)$$

where  $d^p(i)$  is the total time spent by  $X_{p,t}$  in state  $i$  and  $n_{i,j}^p$  is the number of jumps from state  $i$  to state  $j$  during the interval  $[0, t_{p,n(p)}]$  (Guttorp, 1995). Replacing  $\nu_p$  with  $\beta\lambda_p$  in the above equation, we arrive at a more compact representation of the complete-data log-likelihood:

$$l_c(\mathbf{X}; \gamma) = \sum_{p=1}^m \left[ -R_{p,t_{p,n(p)}}(\lambda_p + \mu_p) - t_{n(p)}\beta\lambda_p + N_{p,t_{p,n(p)}}^+ \log \lambda_p + N_{p,t_{p,n(p)}}^- \log \mu_p \right] + \text{const}, \quad (5)$$

where the number of jumps up  $N_{p,t_{p,n(p)}}^+ := \sum_{i \geq 0} n_{i,i+1}^p$ , the number of jumps down  $N_{p,t_{p,n(p)}}^- := \sum_{i \geq 0} n_{i,i-1}^p$ , and the total particle-time  $R_{p,t_{p,n(p)}} := \int_0^{t_{p,n(p)}} X_s ds = \sum_{i=0}^{\infty} i d^p(i)$ , for  $p = 1, \dots, m$ , are the sufficient statistics. Equation (5) shows that, for the E-step, the only expectations we need are  $E_{\tilde{\gamma}} [N_{p,t_{p,n(p)}}^+ | \mathbf{Y}]$ ,  $E_{\tilde{\gamma}} [N_{p,t_{p,n(p)}}^- | \mathbf{Y}]$ , and  $E_{\tilde{\gamma}} [R_{p,t_{p,n(p)}} | \mathbf{Y}]$  for all values  $\tilde{\gamma}$ . Using independence of the  $p$  BDRI processes, the Markov property, and additivity of expectations, we break the desired expectations into sums of expectations of the numbers of jumps up and down and the total particle time during each time interval  $[t_{p,k}, t_{p,k+1}]$ , conditional on  $X_{p,t_{p,k}}$  and  $X_{p,t_{p,k+1}}$ . By the homogeneity of each of the BDRI processes, in order to complete the E-step of the EM algorithm we need to be able to calculate

$$\begin{aligned} U_{i,j}(t) &= U_{i,j}(t; \lambda, \mu) = \mathbb{E} (N_t^+ | X_0 = i, X_t = j), \\ D_{i,j}(t) &= D_{i,j}(t; \lambda, \mu) = \mathbb{E} (N_t^- | X_0 = i, X_t = j), \text{ and} \\ P_{i,j}(t) &= P_{i,j}(t; \lambda, \mu) = \mathbb{E} (R_t | X_0 = i, X_t = j), \end{aligned} \quad (6)$$

for all nonnegative integers  $i$  and  $j$ .

Following Minin and Suchard (2008), we choose to work with restricted moments

$$\begin{aligned} \tilde{U}_{i,j}(t) &= \tilde{U}_{i,j}(t; \lambda, \mu) = \mathbb{E} (N_t^+ 1_{\{X_t=j\}} | X_0 = i), \\ \tilde{D}_{i,j}(t) &= \tilde{D}_{i,j}(t; \lambda, \mu) = \mathbb{E} (N_t^- 1_{\{X_t=j\}} | X_0 = i), \text{ and} \\ \tilde{P}_{i,j}(t) &= \tilde{P}_{i,j}(t; \lambda, \mu) = \mathbb{E} (R_t 1_{\{X_t=j\}} | X_0 = i), \end{aligned} \quad (7)$$

that we can divide by transition probabilities  $p_{i,j}(t)$  to recover the conditional expectations (6),

$$\begin{aligned} U_{i,j}(t) &= \tilde{U}_{i,j}(t)/p_{i,j}(t), \\ D_{i,j}(t) &= \tilde{D}_{i,j}(t)/p_{i,j}(t), \text{ and} \\ P_{i,j}(t) &= \tilde{P}_{i,j}(t)/p_{i,j}(t). \end{aligned} \quad (8)$$

In order to compute the restricted moments, we first consider the joint generating function

$$H_i(u, v, w, s, t) := E \left( u^{N_t^+} v^{N_t^-} e^{-wR_t} s^{X_t} \mid X_0 = i \right), \quad (9)$$

where  $0 \leq u, v, s \leq 1$  and  $w \geq 0$ . Partial derivatives of this function,

$$\begin{aligned} \left. \frac{\partial H_i(u, 1, 0, s, t)}{\partial u} \right|_{u=1} &= \sum_{j=0}^{\infty} s^j \sum_{n=0}^{\infty} n \Pr_i(N_t^+ = n, X_t = j) = \sum_{j=0}^{\infty} \tilde{U}_{i,j}(t) s^j, \\ \left. \frac{\partial H_i(1, v, 0, s, t)}{\partial v} \right|_{v=1} &= \sum_{j=0}^{\infty} s^j \sum_{n=0}^{\infty} n \Pr_i(N_t^- = n, X_t = j) = \sum_{j=0}^{\infty} \tilde{D}_{i,j}(t) s^j, \text{ and} \\ \left. \frac{\partial H_i(1, 1, w, s, t)}{\partial w} \right|_{w=0} &= - \sum_{j=0}^{\infty} s^j \int_0^{\infty} x d\Pr_i(R_t \leq x, X_t = j) = - \sum_{j=0}^{\infty} \tilde{P}_{i,j}(t) s^j \end{aligned} \quad (10)$$

are power series with coefficients  $\tilde{U}_{i,j}(t)$ ,  $\tilde{D}_{i,j}(t)$ , and  $-\tilde{P}_{i,j}(t)$  respectively, for  $j = 0, 1, \dots, \infty$ , where  $\Pr_i$  denotes probability conditional on  $X_0 = i$ . We will denote these power series by  $G_i^+(t, s)$ ,  $G_i^-(t, s)$ , and  $G_i^*(t, s)$ , respectively. If we can compute  $G_i^+(t, s)$ ,  $G_i^-(t, s)$ , and  $G_i^*(t, s)$  for every possible  $t$  and  $s$ , then we should be able to recover coefficients of the corresponding power series via differentiation or integration. Numerical evaluation of the partial derivatives (10) is straightforward if we can compute finite differences of  $H_i(u, v, w, s, t)$ . Remarkably,  $H_i(u, v, w, s, t)$  is available in closed form, as we demonstrate in the theorem below, so one can even obtain derivatives (10) analytically. Note that the theorem below applies to a general linear BDI process, not only to the BDRI processes.

**Theorem 1.** *Let  $\{X_t\}$  be a linear BDI process with parameters  $\lambda \geq 0$ ,  $\mu \geq 0$ , and  $\nu \geq 0$ . Over the interval  $[0, t]$ , let  $N_t^+$  be the number of jumps up,  $N_t^-$  be the number of jumps down, and  $R_t$  be the total particle-time. Then  $H_i(u, v, w, s, t) = E \left( u^{N_t^+} v^{N_t^-} e^{-wR_t} s^{X_t} \mid X_0 = i \right)$  satisfies the following partial differential equation:*

$$\frac{\partial}{\partial t} H_i = [s^2 u \lambda - (\lambda + \mu + w)s + v\mu] \frac{\partial}{\partial s} H_i + \nu(us - 1)H_i, \quad (11)$$

subject to initial condition  $H_i(u, v, w, s, 0) = s^i$ . The Cauchy problem defined by equation (S-1) and the initial condition has a unique solution. When  $\lambda > 0$ , the solution is

$$\begin{aligned} H_i(u, v, w, s, t) &= \left( \frac{\alpha_1 - \alpha_2 \frac{s-\alpha_1}{s-\alpha_2} e^{-\lambda(\alpha_2-\alpha_1)ut}}{1 - \frac{s-\alpha_1}{s-\alpha_2} e^{-\lambda(\alpha_2-\alpha_1)ut}} \right)^i \\ &\quad \times \left( \frac{\alpha_1 - \alpha_2}{s - \alpha_2 - (s - \alpha_1) e^{-\lambda(\alpha_2-\alpha_1)ut}} \right)^{\frac{\nu}{\lambda}} e^{-\nu(1-u\alpha_1)t}, \end{aligned} \quad (12)$$

where  $\alpha_1 = \frac{\lambda+\mu+w-\sqrt{(\lambda+\mu+w)^2-4\lambda\mu\nu}}{2\lambda u}$  and  $\alpha_2 = \frac{\lambda+\mu+w+\sqrt{(\lambda+\mu+w)^2-4\lambda\mu\nu}}{2\lambda u}$ . When  $\lambda = 0$ , the solution is

$$\begin{aligned} H_i(u, v, w, s, t) &= \left( s e^{-(\mu+w)t} - \frac{v\mu(e^{-(\mu+w)t} - 1)}{\mu + w} \right)^i \\ &\quad \times e^{\frac{\nu u[v\mu - (\mu+w)s](e^{-(\mu+w)t} - 1)}{(\mu+w)^2} + \nu \left( \frac{uv\mu}{\mu+w} - 1 \right) t}. \end{aligned} \quad (13)$$

*Proof.* Our proof, detailed in Appendix A, is a generalization of Kendall's derivation of the generating function of  $X_t$  (Doss et al., 2013; Kendall, 1948).  $\square$



Having  $H_i$  in closed form gives us access to functions  $G_i^+$ ,  $G_i^-$ , and  $G_i^*$ , so we are left with the task of recovering coefficients of these power series. One way to accomplish this task is to differentiate the power series repeatedly, e.g.  $\tilde{U}_{i,j}(t) = \frac{1}{j!} \frac{\partial^j G_i^+(s,t)}{\partial s^j} \Big|_{s=0}$ . In Appendix C, we demonstrate that for the death-immigration model ( $\lambda = 0$ ,  $\nu \neq 0$ ,  $\mu \neq 0$ ) and the BDRI model considered by Holmes (2005), these derivatives can be found analytically (Doss et al., 2013). In general, repeated differentiation of  $G_i^+$ ,  $G_i^-$ , and  $G_i^*$  needs to be done numerically, making this method impractical. Instead, we extend  $G_i^+(t, \cdot)$ ,  $G_i^-(t, \cdot)$ , and  $G_i^*(t, \cdot)$  to the boundary of a unit circle in the complex plane by the change of variables  $s = e^{2\pi iz}$  ( $i$  in this context is the imaginary number  $\sqrt{-1}$ , not the initial state of the BDI process). For example,

$$G_l^+(t, e^{2\pi iz}) = \sum_{j=0}^{\infty} \tilde{U}_{l,j}(t) e^{2\pi i j z}$$

is a periodic function in  $z$ , which means that  $\tilde{U}_{l,j}(t)$  are Fourier coefficients of this periodic function. Therefore, we can use the Riemann approximation to the Fourier transform integral to obtain

$$\tilde{U}_{l,j}(t) = \int_0^1 G_l^+(t, e^{2\pi is}) e^{-2\pi i j s} ds \approx \frac{1}{K} \sum_{k=0}^{K-1} G_l^+(t, e^{2\pi i k/K}) e^{-2\pi i j k/K},$$

for some suitably large  $K$ . The Fast Fourier Transform (FFT) (Henrici, 1979) can be applied to compute quickly multiple Fourier coefficients (Lange, 1982; Dorman et al., 2004; Suchard et al., 2008). We do not, however, use the FFT in our algorithm, because for a particular time interval length  $t$ , we almost always need to compute  $\tilde{U}_{i,j}(t)$ ,  $\tilde{D}_{i,j}(t)$ ,  $\tilde{P}_{i,j}(t)$  for only one value of  $j$ .

Now, we can put the pieces together to compute  $E_{\tilde{\gamma}}[l_c(\mathbf{X}; \gamma) | \mathbf{Y}]$ . As mentioned above,  $N_{p,t_p,n(p)}^+$  equals the sum of the number of jumps up over the disjoint intervals  $[t_{p,i-1}, t_{p,i})$ ,  $i = 1, \dots, n(p)$ . The Markov property says that the conditional expectations of the number of jumps up of  $X_{p,t}$  over  $[t_{p,i-1}, t_{p,i})$  given  $\mathbf{Y}$  is equal to the conditional expectation of the number of jumps up over  $[t_{p,i-1}, t_{p,i})$  given just  $X_{p,t_{p,i-1}}$  and  $X_{p,t_{p,i}}$ . Using similar logic for  $N_{p,t_p,n(p)}^-$  and  $R_{p,t_p,n(p)}$ , this gives for  $p = 1, \dots, m$ ,

$$\begin{aligned} E_{\tilde{\gamma}_p} [N_{p,t_p,n(p)}^+ | \mathbf{Y}] &= \sum_{i=1}^{n(p)} U_{X_{p,t_{p,i-1}}, X_{p,t_{p,i}}} (t_{p,i} - t_{p,i-1}; \tilde{\lambda}_p, \tilde{\mu}_p), \\ E_{\tilde{\gamma}_p} [N_{p,t_p,n(p)}^- | \mathbf{Y}] &= \sum_{i=1}^{n(p)} D_{X_{p,t_{p,i-1}}, X_{p,t_{p,i}}} (t_{p,i} - t_{p,i-1}; \tilde{\lambda}_p, \tilde{\mu}_p), \text{ and} \\ E_{\tilde{\gamma}_p} [R_{p,t_p,n(p)} | \mathbf{Y}] &= \sum_{i=1}^{n(p)} P_{X_{p,t_{p,i-1}}, X_{p,t_{p,i}}} (t_{p,i} - t_{p,i-1}; \tilde{\lambda}_p, \tilde{\mu}_p), \end{aligned} \quad (14)$$

where  $\log \tilde{\lambda}_p = \mathbf{z}'_{p,\lambda} \tilde{\gamma}_{p,\lambda}$  and  $\log \tilde{\mu}_p = \mathbf{z}'_{p,\mu} \tilde{\gamma}_{p,\mu}$ . Thus, by (5), (8), and (14), we see that, up to an additive constant,  $E_{\tilde{\gamma}}[l_c(\mathbf{X}; \gamma) | \mathbf{Y}]$  is equal to

$$\begin{aligned} &\sum_{p=1}^m \left\{ -t_{n(p)} \beta \lambda_p + \sum_{i=1}^{n(p)} \left( -\frac{\tilde{P}_{X_{p,t_{p,i-1}}, X_{p,t_{p,i}}}(t_{p,i} - t_{p,i-1}; \tilde{\lambda}_p, \tilde{\mu}_p)}{p_{X_{p,t_{p,i-1}}, X_{p,t_{p,i}}}(t_{p,i} - t_{p,i-1}; \tilde{\lambda}_p, \tilde{\mu}_p)} (\lambda_p + \mu_p) + \right. \right. \\ &\left. \frac{\tilde{U}_{X_{p,t_{p,i-1}}, X_{p,t_{p,i}}}(t_{p,i} - t_{p,i-1}; \tilde{\lambda}_p, \tilde{\mu}_p)}{p_{X_{p,t_{p,i-1}}, X_{p,t_{p,i}}}(t_{p,i} - t_{p,i-1}; \tilde{\lambda}_p, \tilde{\mu}_p)} \log \lambda_p + \frac{\tilde{D}_{X_{p,t_{p,i-1}}, X_{p,t_{p,i}}}(t_{p,i} - t_{p,i-1}; \tilde{\lambda}_p, \tilde{\mu}_p)}{p_{X_{p,t_{p,i-1}}, X_{p,t_{p,i}}}(t_{p,i} - t_{p,i-1}; \tilde{\lambda}_p, \tilde{\mu}_p)} \log \mu_p \right) \Big\}, \end{aligned}$$

where the transition probabilities  $p_{X_{p,t_{p,i-1}}, X_{p,t_{p,i}}}(t_{p,i} - t_{p,i-1}; \tilde{\lambda}_p, \tilde{\mu}_p)$  can be calculated by using the (known) generating function for the BDI process, as is described in Appendix A (Doss et al., 2013).

### 3.2 M-step

To complete the M-step for each iteration of the EM algorithm, we use a Newton-Raphson algorithm to maximize

$$f(\gamma) = E_{\hat{\gamma}} [l_c(\mathbf{X}; \gamma) | \mathbf{Y}].$$

In each Newton-Raphson step, we update  $\gamma$  via the following recursion:

$$\gamma_{\text{new}} = \gamma_{\text{cur}} - [\mathbf{H}f(\gamma_{\text{cur}})]^{-1} \nabla f(\gamma_{\text{cur}}),$$

where  $\nabla f(\gamma_{\text{cur}})$  is the gradient vector and  $\mathbf{H}f(\gamma_{\text{cur}})$  is the Hessian matrix of the function  $f(\gamma)$ . If we collect the observation times into a vector  $\mathbf{T}' = (t_{1,n(1)}, \dots, t_{m,n(m)})$ , the expectations of the sufficient statistics into vectors

$$\begin{aligned} \mathbf{U}' &= \left( E_{\hat{\gamma}} [N_{1,t_{1,n(1)}}^+ | \mathbf{Y}], \dots, E_{\hat{\gamma}} [N_{m,t_{m,n(m)}}^+ | \mathbf{Y}] \right), \\ \mathbf{D}' &= \left( E_{\hat{\gamma}} [N_{1,t_{1,n(1)}}^- | \mathbf{Y}], \dots, E_{\hat{\gamma}} [N_{m,t_{m,n(m)}}^- | \mathbf{Y}] \right), \\ \mathbf{P}' &= \left( E_{\hat{\gamma}} [R_{1,t_{1,n(1)}} | \mathbf{Y}], \dots, E_{\hat{\gamma}} [R_{m,t_{m,n(m)}} | \mathbf{Y}] \right), \end{aligned} \quad (15)$$

and the process-specific birth and death rates into vectors

$$\boldsymbol{\lambda}' = (\lambda_1, \dots, \lambda_m) \quad \text{and} \quad \boldsymbol{\mu}' = (\mu_1, \dots, \mu_m),$$

then after defining covariate matrices

$$\mathbf{Z}'_{\lambda} = (\mathbf{z}_{1,\lambda}, \dots, \mathbf{z}_{m,\lambda}) \quad \text{and} \quad \mathbf{Z}'_{\mu} = (\mathbf{z}_{1,\mu}, \dots, \mathbf{z}_{m,\mu}),$$

the gradient and the Hessian can be compactly expressed in matrix form as

$$\nabla f(\gamma) = (\mathbf{Z}'_{\lambda} [-\text{diag}(\mathbf{P} + \beta \mathbf{T}) \boldsymbol{\lambda} + \mathbf{U}], \mathbf{Z}'_{\mu} [-\text{diag}(\mathbf{P}) \boldsymbol{\mu} + \mathbf{D}]), \quad (16)$$

$$\mathbf{H}f(\gamma) = \begin{pmatrix} -\mathbf{Z}'_{\lambda} \text{diag}(\mathbf{P} + \beta \mathbf{T}) \text{diag}(\boldsymbol{\lambda}) \mathbf{Z}_{\lambda} & \mathbf{0} \\ \mathbf{0} & -\mathbf{Z}'_{\mu} \text{diag}(\mathbf{P}) \text{diag}(\boldsymbol{\mu}) \mathbf{Z}_{\mu} \end{pmatrix}, \quad (17)$$

which we show in Appendix B; see (S-4), (S-6), and (S-9) (Doss et al., 2013). Notice that the algebraic separation of the birth and the death components in the complete-data likelihood results in blocks – corresponding to  $\gamma_{\lambda}$  and  $\gamma_{\mu}$  – in the above formulae. The fact that the gradient and Hessian of  $f(\gamma)$  is available analytically results in fast execution of Newton-Raphson updates. In our experience, the Newton-Raphson algorithm in our M-step converges after only 3-5 iterations. However, we also note that it is not critical to achieve convergence of this algorithm since even a single Newton-Raphson update within the M-step is enough to guarantee the usual convergence properties of the EM algorithm (Lange, 1995).

We obtain the observed Fisher information via Louis' formula:

$$\hat{I}_{\mathbf{Y}}(\hat{\gamma}) = E_{\hat{\gamma}} [-\mathbf{H}l_c(\mathbf{X}; \hat{\gamma}) | \mathbf{Y}] - E_{\hat{\gamma}} [\nabla l_c(\mathbf{X}; \hat{\gamma}) \nabla l_c(\mathbf{X}; \hat{\gamma})' | \mathbf{Y}],$$

where  $\nabla l_c$  is the gradient and  $\mathbf{H}l_c$  is the Hessian of the complete-data log-likelihood (Louis, 1982). This requires calculation of the conditional cross-product means,  $E[N_t^+ N_t^- | \mathbf{Y}]$ ,  $E[N_t^+ R_t | \mathbf{Y}]$ ,  $E[N_t^- R_t | \mathbf{Y}]$ , and the conditional second moments of  $N_t^+$ ,  $N_t^-$ , and  $R_t$ . The derivation of the information in terms of these moments is in Appendix B (Doss et al., 2013). These conditional second- and cross-moments, as well as  $\mathbf{P}$  and  $\mathbf{D}$ , can be computed in analogous fashion to  $\mathbf{U}$  above, using the joint generating function (12). We use the information matrix to compute approximate standard errors of  $\hat{\gamma}$  and use these standard errors together with asymptotic normality of maximum likelihood estimators to form confidence intervals and sets for our model parameters.

Value	Simulated Data	IS6110 Data
Number of Intervals	387	252
Average Interval Length	5	0.35
Number of Individuals	100	196
Number of Intervals with an Increase	78	14
Average Increase given an Increase	1.5	1
Number of Intervals with a Decrease	190	14
Average Decrease given a Decrease	2.5	1.2
Number of Intervals with No Change	119	224
Mean Starting State	5.5	11
Standard Deviation of Starting State	3.8	5.3
Total Length of Time	1947	89

Table 1: Summary statistics for the simulated and *M. tuberculosis* IS6110 data.

## 4 Results

### 4.1 Simulations

To test our methods, we simulate data from the BDRI model with  $\lambda = .07$ ,  $\mu = .12$  and  $\beta = 1.2$ , where  $\beta$  is assumed to be known, leaving us only with two parameters to estimate:  $\lambda$  and  $\mu$ . We choose these parameters to resemble, but not exactly match, the dynamics of our biological example, discussed in the next subsection. We simulate 100 independent processes starting from initial states drawn uniformly between 1 and 15. From each process we collect at least two observations. We place observation times uniformly between 0 and 30. Table 1 gives some summary statistics for the simulated data.

We test our EM algorithm and confidence interval calculations on these simulated data with initial parameter values of 0.2 for both  $\lambda$  and  $\mu$ . We considered other choices of starting values, but the algorithm was not sensitive to them. Notice that this is the simplest parameterization of our BDRI model, where both  $\mathbf{z}_\lambda$  and  $\mathbf{z}_\mu$  are vectors of ones. We estimate 0.067 with a 95% confidence interval of (0.052, 0.081) for  $\lambda$  and 0.12, (0.1, 0.14) for  $\mu$ , indicating that our algorithm successfully recovered these BDRI model parameters. We also conduct a similar simulation study for the BDRI model with covariates, successfully estimating parameters of this model as well, but omit detailed results of this simulation for brevity.

### 4.2 Comparison with the Frequent Monitoring Method

We compare our EM algorithm for computing the actual MLE to the frequent monitoring (FM) method of Rosenberg et al. (2003) for computing the MLE of an approximate likelihood. In the FM method, Rosenberg et al. (2003) assume that if the starting and ending values of the birth-death process are equal for a particular interval, then no jumps occurred in this interval. Further, if the difference between the starting and ending values is  $-1$  or  $1$ , then exactly one jump up or exactly one jump down must have occurred respectively. The authors exclude all observed intervals, for which starting and ending values differ by more than one unit. Let  $i$  be the starting state for an interval,  $t$  the length of the interval, and  $\lambda_i = i(\lambda + \mu)$ . Then the corresponding probabilities for the three possible events are  $e^{-\lambda_i t}$ ,  $\frac{i\lambda}{\lambda_i}(1 - e^{-\lambda_i t})$ , and  $\frac{i\mu}{\lambda_i}(1 - e^{-\lambda_i t})$  respectively. Rosenberg et al. (2003) use this FM method to estimate rates in what is effectively a multi-state branching process, but we will compare the two methods on our BDRI model with the immigration rate  $\beta$  constrained to be 0. We again simulate an underlying BD process using  $\lambda = 0.07$  and  $\mu = 0.12$ . To compare the two methods, we generate three different sets of data. In each set, we generate observed states of the BD process at a fixed constant distance  $dt$  apart. This distance varies across the data sets, taking the values .2, .4, and .6, respectively. We repeat this procedure 200 times and compute birth and death rate estimates



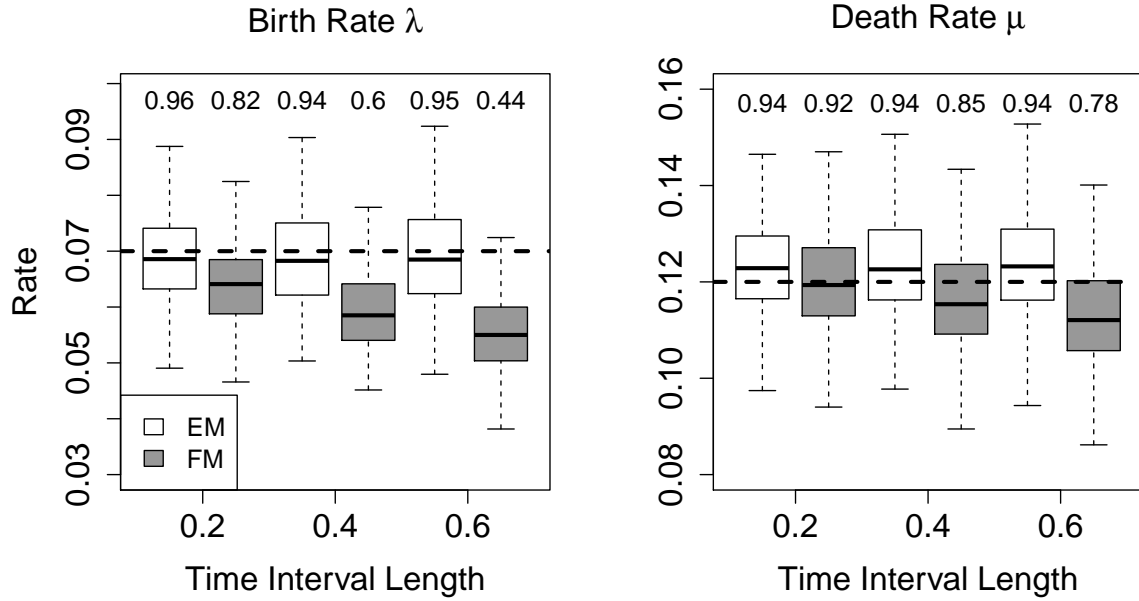


Figure 1: Box plots of birth (left panel) and death (right panel) rate estimates, obtained from 200 simulated data sets using the EM algorithm and frequent monitoring (FM) method. The true parameter values, used in data simulations, are marked by the horizontal dashed lines. Above the box plots, we show Monte Carlo estimates of coverage probabilities of the 95% confidence intervals.

and corresponding 95% confidence intervals using the EM algorithm and FM approximation method. We show box plots of the resulting estimates for  $\lambda$  and  $\mu$  in Figure 1. As expected, the FM estimates behave reasonably when interval lengths are small, but the approximation becomes poor as we increase the interval length. The FM method always underestimates the parameters since the method effectively undercounts the number of unobserved jumps in the BD process. We also compute Monte Carlo estimates of coverage probabilities of the two methods, shown above the box plots in Figure 1. Not surprisingly, coverage of the 95% confidence intervals computed under the proper BD model likelihood are very close to the promised value of 0.95. In contrast, the FM approximation-based 95% confidence intervals contain the true parameter value less than 95% for all three simulation scenarios.

### 4.3 *Mycobacterium Tuberculosis* IS6110 Transposon

We apply our EM algorithm to estimation of birth and death rates of the transposon IS6110 in *M. tuberculosis* (McEvoy et al., 2007). A transposon, or transposable element, is a genetic sequence that can duplicate, remove itself, and jump to a new location in the genome. IS6110 is a transposon that plays an important role in epidemiological studies of tuberculosis. More specifically, the number and locations of IS6110 elements in the *M. tuberculosis* form a genetic signature or genotype of the mycobacterium, allowing epidemiologists to draw inference about disease transmission when the same genotype is observed among patients with active tuberculosis (van Embden et al., 1993). Such genotypic comparison can translate into meaningful epidemiological inference only if the dynamics of IS6110 evolution are well understood. Therefore, accurate estimation of rates of changes of IS6110-based genotypes is critical for using these genotypes in epidemiological studies (Tanaka and Rosenberg, 2001).

We analyze data from an ongoing population-based study that includes all tuberculosis cases reported to the San Francisco Department of Public Health (Cattamanchi et al., 2006). Our data include patients with more than one *M. tuberculosis* isolate from specimens sampled more than 10 days apart and genotyped with IS6110 restriction fragment length polymorphism. We ignore genomic locations of IS6110 and assume that

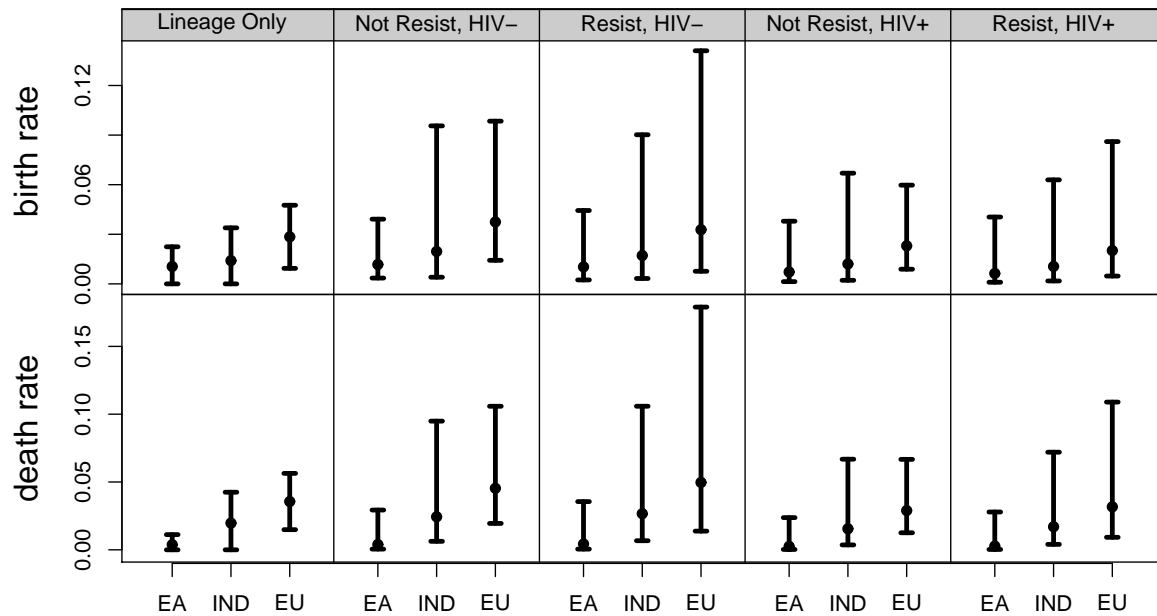


Figure 2: Point estimates and 95% confidence intervals for birth and death rate of the *IS6110* transposable element obtained by separately analyzing three *M. tuberculosis* lineages: European-American (EU), Indo-Oceanic (IND), and East Asian (EA) (left most column) and by fitting the log-linear model with lineage, drug resistance, and HIV status as covariates. For the latter model, the estimated regression coefficients are transformed into four sets of lineage-specific birth and death rates (last four columns).

the transposon counts are discretely observed realizations of a BDRI process, with no immigration ( $\beta = 0$ ); in particular, we assume that patients are not reinfected with a different strain of the bacteria in the period between observations. The third column in Table 1 gives summary statistics for the data.

We first use a simple model with one single birth rate and one single death rate of the *IS6110* for all patients. In the analysis presented, we start the EM algorithm with parameter guesses of .05 and .05 for  $\lambda$  and  $\mu$ , respectively, and their MLEs are 0.0176 and 0.0207, respectively. The starting values for the EM do not affect these results. Our estimate and 95% confidence interval for  $\lambda$ , 0.0176 and (0.0082, 0.027), are consistent with the corresponding quantities, 0.0188 and (0.0085, 0.0291), from Rosenberg et al. (2003). Although the authors' confidence interval for  $\mu$ , (0.0057, 0.0237), overlaps with ours, (0.011, 0.031), our estimate for  $\mu$ , 0.0207, is noticeably higher than Rosenberg et al. (2003)'s estimate of 0.0147. Note from Table 1 that among the intervals with a decrease, the average count drop is by more than 1; there are 3 intervals where *IS6110* counts drop by 2, whereas there are no intervals that experience an increase by more than 1. Thus we would expect our estimate for  $\mu$  to increase over Rosenberg et al. (2003)'s approximation, whereas that of  $\lambda$  should be similar between the two methods. We also point out that we analyze an updated version of the data analyzed by Rosenberg et al. (2003). Moreover, Rosenberg et al. (2003) use a slightly more complicated model for *IS6110* evolution, which takes into account shifts in transposon location. We conclude that estimates of birth and death rates of *IS6110* do not vary dramatically when estimation methods and data collection are altered. We now turn to more complicated BDRI models that have not been applied before to the *M. Tuberculosis* *IS6110* copy number evolution. These models will take into account potential dependence of *IS6110* birth and death rates on patient-specific covariates.

### 4.3.1 *Mycobacterium Tuberculosis* Lineage Comparison

Coefficient		Lineage model		Full model	
		MLE	CIs	MLE	CIs
EA birth rate,	$\exp(\gamma_{\lambda,1})$	0.011	(0.003 , 0.034)	0.012	(0.006 , 0.025)
EU multiplier,	$\exp(\gamma_{\lambda,2})$	2.63	(0.689 , 10.0)	<b>3.2</b>	<b>(1.1 , 9.4)</b>
IND multiplier,	$\exp(\gamma_{\lambda,3})$	1.40	(0.229 , 8.53)	1.7	(0.29 , 9.7)
DR multiplier,	$\exp(\gamma_{\lambda,4})$	–	–	0.88	(0.36 , 2.1)
HIV <sup>+</sup> multiplier,	$\exp(\gamma_{\lambda,5})$	–	–	0.61	(0.28 , 1.3)
EA death rate,	$\exp(\gamma_{\mu,1})$	0.004	(0.0005, 0.028)	0.004	(0.0005, 0.031)
EU multiplier,	$\exp(\gamma_{\mu,2})$	<b>9.32</b>	<b>(1.19 , 72.8)</b>	<b>11</b>	<b>(1.2 , 114)</b>
IND multiplier,	$\exp(\gamma_{\mu,3})$	5.40	(0.553 , 52.6)	6.2	(0.36 , 1.1)
DR multiplier,	$\exp(\gamma_{\mu,4})$	–	–	1.1	(0.52 , 2.3)
HIV <sup>+</sup> multiplier,	$\exp(\gamma_{\mu,5})$	–	–	0.64	(0.36 , 1.1)

Table 2: Results of the two log-linear models for birth and death rates of IS6110. The lineage model includes only effects of *M. tuberculosis* lineages (EA, EU, IND). The full model combines the effects of lineages, HIV infection status (HIV<sup>+</sup>), and drug resistance status (DR). The birth and death rate multiplier estimates for the EU lineage are highlighted in bold to indicate that the confidence intervals for these parameters are above one.

In addition to estimation of the global birth and death rates, we separately estimate these parameters in each of the three lineages of *M. tuberculosis* observed in San Francisco. Based on genomic sequence similarity, *M. tuberculosis* is divided into six main lineages: Euro-American, East-Asian, Indo-Oceanic, East-African-Indian, West-African I and West-African II (Gagneux et al., 2006). In our lineage-specific analysis, we consider 109 individuals infected with Euro-American (EU) lineage strains, 54 individuals infected with East-Asian (EA) lineage strains, and 25 individuals infected with Indo-Oceanic (IND) lineage strains. One simple way to accommodate this lineage effect is to build a log-linear model for birth and death rates with two categorical covariates:

$$\log \lambda_p = \gamma_{\lambda,1} + \gamma_{\lambda,2}EU_p + \gamma_{\lambda,3}IND_p, \quad \log \mu_p = \gamma_{\mu,1} + \gamma_{\mu,2}EU_p + \gamma_{\mu,3}IND_p,$$

where  $EU_p = 1$  if patient  $p$  is infected with the EU strain and 0 otherwise and  $IND_p = 1$  if patient  $p$  is infected with the IND strain and 0 otherwise. The intercepts,  $\gamma_{\lambda,1}$  and  $\gamma_{\mu,1}$ , correspond to birth and death of the EA strain. We transform the coefficients  $(\gamma_{\lambda,1}, \gamma_{\lambda,2}, \gamma_{\lambda,3})$  and  $(\gamma_{\mu,1}, \gamma_{\mu,2}, \gamma_{\mu,3})$  into the *M. tuberculosis* lineage-specific birth and death rates and show these estimates together with their corresponding confidence in the first column of Figure 2. Most notably, there appears to be a substantial difference between death rates of the Euro-American and East-Asian lineages. We report regression coefficients on the multiplicative scale (e.g.  $\exp(\gamma_{\lambda,1})$ ) with their corresponding 95% confidence intervals in the lineage model columns of Table 2. In this table, the highlighted EU rate multiplier shows that the death rate of IS6110 copy number is estimated to be approximately ten times higher than the corresponding death rate in the EA lineage. The confidence interval of EU rate multiplier does not contain one, indicating that EA and EU lineages have different death rates of the IS6110 transposon.

Since this is a novel result that has implications for monitoring tuberculosis with molecular genotyping, we examine the difference in death rates between the three lineages more closely. More specifically, we add two binary covariates to our log-linear model: *M. tuberculosis* drug resistance (DR) and HIV infection status of each patient (HIV<sup>+</sup>). Our new model for birth and death rates becomes

$$\begin{aligned} \log \lambda_p &= \gamma_{\lambda,1} + \gamma_{\lambda,2}EU_p + \gamma_{\lambda,3}IND_p + \gamma_{\lambda,5}DR_p + \gamma_{\lambda,4}HIV_p^+, \\ \log \mu_p &= \gamma_{\mu,1} + \gamma_{\mu,2}EU_p + \gamma_{\mu,3}IND_p + \gamma_{\mu,5}DR_p + \gamma_{\mu,4}HIV_p^+, \end{aligned}$$

where  $DR_p = 1$  if patient  $p$  is infected with a drug resistant strain *M. tuberculosis* and 0 otherwise and  $HIV_p^+ = 1$  if patient  $p$  is infected with HIV and 0 otherwise. Parameter estimates of this full model and their corresponding 95% confidence intervals are reported in the full model columns of Table 2. The HIV infection and drug resistance appear to have no effect on the birth and death rates of IS6110 transposon. IS6110 copy number variation may have an impact on functions of neighboring genes in the *M. tuberculosis* genome (Alonso et al., 2011). Therefore, IS6110 copy number can potentially interact with other *M. tuberculosis* phenotypes, such as drug resistance and adaptation to HIV and antiviral treatment, with the help of selection (McEvoy et al., 2007). However, we do not expect to see association between IS6110 copy number and *M. tuberculosis* phenotypes within one patient, because selection is unlikely to play a role on such a short time scale. Hence, we view our estimated small effects of HIV infection and drug resistance on IS6110 copy number as biologically plausible. The EU lineage effect on the death rate remains statistically significant even after controlling for the two additional covariates. Interestingly, the EU lineage effect on the birth rate also becomes statistically significant in the full model. Effect sizes for both birth and death rates increase and the confidence intervals include larger values in the full model over the lineage-only model. This indicates that the full model tends to find more differences in rates between the lineages than the lineage-only model does. While more data are certainly needed to confirm that EU lineage birth rate effect is not 1, the full model may be capturing information the simpler lineage-only model does not, which, in the face of limited data, is valuable. For practical considerations, the fact that our most parameter rich full model results in significant effects of EU lineage on IS6110 birth and death rates suggests that *M. tuberculosis* lineage has to be taken into consideration when IS6110 genotype data are used to uncover the history of *M. tuberculosis* transmission.

### 4.3.2 IS6110 Counts

The initial number of IS6110 elements is a potential confounder in our analysis, because patients infected with Euro-American and East-Asian differ drastically in the number of IS6110 elements at the beginning of the observation period. The isolates from the Euro-American lineage have between 2 and 17 IS6110 elements, with 41 out of 109 patients having the first recorded IS6110 count less than 6, while IS6110 counts vary between 6 and 22 for the East-Asian isolates. Warren et al. (2002) suggest that IS6110 genotypes with fewer than six elements have a very low rate of change, because in their data, cases with no observed changes in the genotype are dominated by such low-count genotypes. However, our birth-death model very well predicts the conclusion of Warren et al. (2002) that low-count genotypes evolve slower than high-count genotypes. To demonstrate this, we simulate 1000 datasets using our global birth and death rates and observed initial IS6110 counts for each patient. We record the number of intervals with equal starting and ending values less than six,  $n_{0,<6}$ , and equal starting and ending values greater or equal to six,  $n_{0,\geq 6}$ . We also recorded the length sum of both kinds of intervals:  $t_{0,<6}$  and  $t_{0,\geq 6}$ . In our data,  $n_{0,<6}^{obs} = 53$  and  $n_{0,\geq 6}^{obs} = 171$  with  $n_{0,<6}^{obs}/t_{0,<6}^{obs} = 4.6 > 2.8 = n_{0,\geq 6}^{obs}/t_{0,\geq 6}^{obs}$ , in agreement with Warren et al. (2002)'s analysis. Histograms of simulated values of the four statistics,  $n_{0,<6}$ ,  $n_{0,\geq 6}$ ,  $t_{0,<6}$ , and  $t_{0,\geq 6}$ , shown in Figure 3, demonstrate that our birth-death model replicates well the observed dynamics of low-count and high-count IS6110 genotypes. We conclude that our data do not provide evidence that evolutionary dynamics of low-count genotypes differ from high-count genotype dynamics. Therefore, it is unlikely that a high percentage of low-count genotypes in the Euro-American lineage isolates causes our estimated discrepancy between death rates of Euro-American and East-Asian *M. tuberculosis* lineages.

## 5 Discussion

In this paper, we present a novel EM algorithm for fitting birth-death processes to panel data. We allow logarithms of birth and death rates to be linear combinations of individual-level covariates. Such birth-

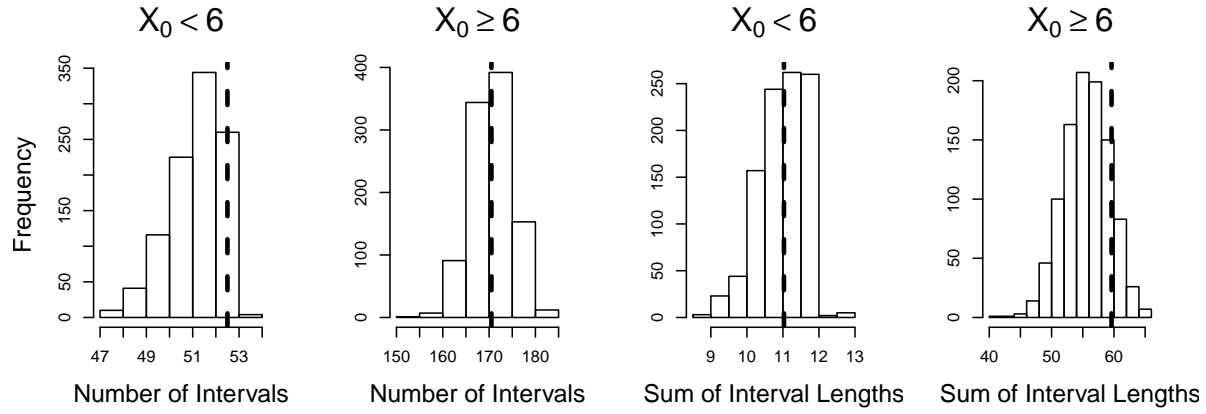


Figure 3: Low vs high count genotype analysis. Histograms of simulated numbers of intervals and sums of interval lengths are plotted for intervals with starting values less than six and greater or equal to six. The vertical dashed lines indicate the observed values of the four statistics.

death models with covariates share analogy with covariate-dependent CTMC models on finite state spaces – a widely used class of models in medical statistics (Kalbfleisch and Lawless, 1985). To our knowledge, there is no established and well tested method for fitting birth-death processes, considered in this paper, to panel data. We hope that by filling this void with our new EM algorithm, accompanied by an open source R package DOBAD (available at <http://cran.r-project.org>), we will stimulate statistical applications of birth-death processes, at least in the context of panel data.

We illustrate the applicability of birth-death models by analyzing the evolutionary dynamics of the *IS6110* transposon – an important genetic marker that serves as a genetic signature of the *M. tuberculosis* bacterium. By building realistic models for *IS6110* dynamics, we uncover differences in *IS6110* birth and death rates among major lineages of *M. tuberculosis*, while controlling for other clinical covariates. This novel result is important, because *IS6110* copy number is used as a genetic marker to create DNA fingerprints of *M. tuberculosis* using the restriction fragment length polymorphism technology (van Embden et al., 1993; Kato-Maeda et al., 2011). Strains that have the same *IS6110* counts and in which the *IS6110* element is located in DNA fragments of similar size are considered identical. When such identical strains are found in community based studies, the strains are clustered and patients carrying these strains are inferred to belong to the same *M. tuberculosis* transmission chain (Kato-Maeda et al., 2011). However, if some *M. tuberculosis* lineages evolve at much slower rates than others, as we discover in our analysis, then using the same notion of similarity between *IS6110* counts for these slow-evolving lineages could be highly misleading. Therefore, we suggest that when using *IS6110* genotypes, *M. tuberculosis* lineage effect should be included explicitly in statistical protocols of estimating tuberculosis epidemiological clusters.

Although in our *M. tuberculosis* fingerprinting example we do not consider the possibility of immigration, we include immigration in our methodological developments. More specifically, our EM algorithm and the accompanying software package allow for immigration to occur at a rate proportional to the birth rate. We have two reasons for including this generalization. First, this limited form of immigration complicates neither our mathematical developments nor computational tractability of the EM algorithm. Secondly, incorporating immigration makes our EM algorithm more transferable to other domains of application of birth-death processes. For example, our methodological developments directly apply to modeling the evolution of insertions and deletions in molecular sequences, where immigration is needed to prevent molecular sequences contracting to length zero (Thorne et al., 1991; Holmes, 2005). Moreover, as we show in Appendix C, for this particular application, the E-step of our EM algorithm is available in closed form, eliminating the need for numerical integration (Doss et al., 2013). Another example of potential transferability of our



EM algorithm is for hidden death-immigration models for recurrent medical conditions, such as that considered by Crespi et al. (2005). Although our EM algorithm does not apply directly to the application these authors consider, because the states of the immigration-death process are only partially observed at discrete time points, our mathematical results remain useful here. More specifically, one can use our mathematical developments in the context of continuous-time hidden Markov models (Roberts and Ephraim, 2008) in order to develop an EM algorithm, akin to a classical Baum-Welch algorithm (Baum et al., 1970). As in the aforementioned insertion-deletion model, Appendix C demonstrates that the expectations of complete data sufficient statistics for the death-immigration model are available in closed form (Doss et al., 2013). We note that because our Theorem 2 applies to general linear BDI models, we are able to use this theorem to study properties of a death-immigration model, which is not a BDRI model — the main focus of this manuscript.

Finally, we would like to point out that the generating functions derived in Theorem 2 are useful not only for developing EM algorithms for birth-death models, but for probabilistic characterization of birth-death trajectories in general. For example, we are not aware of analytic formulae for expectations of the sufficient statistics that do not involve the ending state of the process at time  $t$ :  $E(N_t^+ | X_0 = i)$ ,  $E(N_t^- | X_0 = i)$ , and  $E(R_t^+ | X_0 = i)$ . These expectations, useful for prediction purposes, arise analytically from the generating functions in Theorem 2 (e.g.  $E(N_t^+ | X_0 = i) = \partial H_i(u, 1, 0, 1, t) / \partial u|_{u=1}$ ).

## Acknowledgments

We thank Peter Guttorp for stimulating discussions and for pointing us to the work of Golinelli (2000). VNM was partially supported by the UW Royalty Research Fund and by the NSF grant No. DMS-0856099. MAS was supported by the NIH grant No. R01 GM086887. IH was supported by the NIH grant No. GM076705. MKM was supported by the NIH grant No. AI034238.

## References

- Alonso, H., Aguilo, J., Samper, S., Caminero, J., Campos-Herrero, M., Gicquel, B., Brosch, R., Martín, C., and Otal, I. (2011). Deciphering the role of IS6110 in a highly transmissible *Mycobacterium tuberculosis* Beijing strain, GC1237. *Tuberculosis* **91**, 117–126.
- Baum, L., Petrie, T., Soules, G., and Weiss, N. (1970). A maximization technique occurring in the statistical analysis of probabilistic functions of Markov chains. *Annals of Mathematical Statistics* **41**, 164–171.
- Cattamanchi, A., Hopewell, P., Gonzalez, L., Osmond, D., Masae, Kawamura, L., Daley, C., and Jasmer, R. (2006). A 13-year molecular epidemiological analysis of tuberculosis in San Francisco. *The International Journal of Tuberculosis and Lung Disease* **10**, 297–304.
- Crespi, C., Cumberland, W., and Blower, S. (2005). A queueing model for chronic recurrent conditions under panel observation. *Biometrics* **61**, 194–199.
- Dempster, A. P., Laird, N. M., and Rubin, D. B. (1977). Maximum likelihood from incomplete data via the EM algorithm. *Journal of the Royal Statistical Society, Series B* **39**, 1–38.
- Dorman, K., Sinheimer, J., and Lange, K. (2004). In the garden of branching processes. *SIAM Review* **46**, 202–229.
- Doss, C., Suchard, M., Holmes, I., Kato-Maeda, M., and Minin, V. (2013). Supplement to “fitting birth-death processes to panel data with applications to bacterial dna fingerprinting”.



- Gagneux, S., DeRiemer, K., Van, T., Kato-Maeda, M., de Jong, B., Narayanan, S., Nicol, M., Niemann, S., Kremer, K., Gutierrez, M., Hilty, M., Hopewell, P., and Small, P. (2006). Variable host-pathogen compatibility in *Mycobacterium tuberculosis*. *Proceedings of the National Academy of Sciences, USA* **103**, 2869–2873.
- Gibson, G. J. and Renshaw, E. (1998). Estimating parameters in stochastic compartmental models using Markov chain methods. *IMA Journal of Mathematics Applied in Medicine & Biology* **15**, 19–40.
- Golinelli, D. (2000). *Bayesian Inference in Hidden Stochastic Population Processes*. PhD thesis, University of Washington.
- Guttorp, P. (1995). *Stochastic Modeling of Scientific Data*. Chapman & Hall, London.
- Henrici, P. (1979). Fast Fourier transform methods in computational complex analysis. *SIAM Review* **21**, 481–527.
- Holmes, I. (2005). Using evolutionary expectation maximization to estimate indel rates. *Bioinformatics* **21**, 2294–2300.
- Holmes, I. and Rubin, G. (2002). An expectation maximization algorithm for training hidden substitution models. *Journal of Molecular Biology* **317**, 753 – 764.
- Jackson, C. (2011). Multi-state models for panel data: The msm package for R. *Journal of Statistical Software* **38**, 1–29.
- Jasmer, R., Hahn, J., Small, P., Daley, C., Behr, M., Moss, A., Creasman, J., Schechter, G., Paz, E., and Hopewell, P. (1999). A molecular epidemiologic analysis of tuberculosis trends in San Francisco, 1991–1997. *Annals of Internal Medicine* **130**, 971–978.
- Kalbfleisch, J. and Lawless, J. (1985). The analysis of panel data under a Markov assumption. *Journal of the American Statistical Association* **80**, 863–871.
- Karlin, S. and McGregor, J. (1958). Linear growth birth and death processes. *Journal of Mathematics and Mechanics* **7**, 643–662.
- Kato-Maeda, M., Metcalfe, J., and Flores, L. (2011). Genotyping of *Mycobacterium tuberculosis*: application in epidemiological studies. *Future Microbiology* **6**, 203–216.
- Keiding, N. (1975). Maximum likelihood estimation in the birth-and-death process. *The Annals of Statistics* **3**, 363–372.
- Kendall, D. (1948). On the generalized “birth-and-death” process. *Annals of Mathematical Statistics* **19**, 1–15.
- Lange, K. (1982). Calculation of the equilibrium distribution for a deleterious gene by the finite Fourier transform. *Biometrics* **38**, 79–86.
- Lange, K. (1995). A gradient algorithm locally equivalent to the EM algorithm. *Journal of the Royal Statistical Society, Series B* **57**, 425–437.
- Lange, K. (2004). *Applied Probability*. Springer-Verlag, New York, first edition.
- Louis, T. (1982). Finding the observed information matrix when using the EM algorithm. *Journal of the Royal Statistical Society, Series B* **44**, 226–233.

- McEvoy, C., Falmer, A., van Pittius, N., Victor, T., van Helden, P., and Warren, R. (2007). The role of IS6110 in the evolution of *Mycobacterium tuberculosis*. *Tuberculosis* **87**, 393–404.
- Minin, V. and Suchard, M. (2008). Counting labeled transitions in continuous-time Markov models of evolution. *Journal of Mathematical Biology* **56**, 391–412.
- Nee, S. (2006). Birth-death models in macroevolution. *Annual Review of Ecology, Evolution, and Systematics* **37**, 1–17.
- Neuts, M. F. (1995). *Algorithmic Probability: A Collection of Problems*. Stochastic Modeling Series. Chapman & Hall, London.
- Roberts, W. and Ephraim, Y. (2008). An EM algorithm for ion-channel current estimation. *IEEE Transactions on Signal Processing* **56**, 26–33.
- Rosenberg, N. A., Tsolaki, A. G., and Tanaka, M. M. (2003). Estimating change rates of genetic markers using serial samples: applications to the transposon IS6110 in mycobacterium tuberculosis. *Theoretical Population Biology* **63**, 347–363.
- Sehl, M., Zhou, H., Sinsheimer, J., and Lange, K. (2011). Extinction models for cancer stem cell therapy. *Mathematical Biosciences* **234**, 132–146.
- Small, P., Hopewell, P., Singh, S., Paz, A., Parsonnet, J., Ruston, D., Schechter, G., Daley, C., and Schoolnik, G. (1994). The epidemiology of tuberculosis in San Francisco. A population-based study using conventional and molecular methods. *New England Journal of Medicine* **330**, 1703–1709.
- Suchard, M., Lange, K., and Sinsheimer, J. (2008). Efficiency of protein production from mRNA. *Journal of Statistical Theory and Practice* **2**, 173–182.
- Tanaka, M. and Rosenberg, N. (2001). Optimal estimation of transposition rates of insertion sequences for molecular epidemiology. *Statistics in Medicine* **20**, 2409–2420.
- Thorne, J., Kishino, H., and Felsenstein, J. (1991). An evolutionary model for maximum likelihood alignment of DNA sequences. *Journal of Molecular Evolution* **33**, 114–124.
- van Embden, J., Cave, M., Crawford, J., Dale, J., Eisenach, K., Gicquel, B., Hermans, P., Martin, C., McAdam, R., and Shinnick, T. (1993). Strain identification of *Mycobacterium tuberculosis* by DNA fingerprinting: recommendations for a standardized methodology. *Journal of Clinical Microbiology* **31**, 406–409.
- Warren, R., van der Spuy, G., Richardson, M., Beyers, N., Booysen, C., Behr, M., and van Helden, P. (2002). Evolution of the IS6110-based restriction fragment length polymorphism pattern during the transmission of *Mycobacterium tuberculosis*. *Journal of Clinical Microbiology* **40**, 1277–1282.

# Appendices

## Appendix A

Here, we prove our main result. We repeat the theorem formulation first.

**Theorem 2.** Let  $\{X_t\}$  be a linear BDI process with parameters  $\lambda \geq 0$ ,  $\mu \geq 0$ , and  $\nu \geq 0$ . Over the interval  $[0, t]$ , let  $N_t^+$  be the number of jumps up,  $N_t^-$  be the number of jumps down, and  $R_t$  be the total particle-time. Then  $H_i(u, v, w, s, t) = E\left(u^{N_t^+} v^{N_t^-} e^{-wR_t} s^{X_t} | X_0 = i\right)$  satisfies the following partial differential equation:

$$\frac{\partial}{\partial t} H_i = [s^2 u \lambda - (\lambda + \mu + w)s + v\mu] \frac{\partial}{\partial s} H_i + \nu(us - 1)H_i, \quad (\text{S-1})$$

subject to initial condition  $H_i(u, v, w, s, 0) = s^i$ . The Cauchy problem defined by equation (S-1) and the initial condition has a unique solution. When  $\lambda > 0$ , the solution is

$$H_i(u, v, w, s, t) = \left( \frac{\alpha_1 - \alpha_2 \frac{s-\alpha_1}{s-\alpha_2} e^{-\lambda(\alpha_2-\alpha_1)ut}}{1 - \frac{s-\alpha_1}{s-\alpha_2} e^{-\lambda(\alpha_2-\alpha_1)ut}} \right)^i \left( \frac{\alpha_1 - \alpha_2}{s - \alpha_2 - (s - \alpha_1) e^{-\lambda(\alpha_2-\alpha_1)ut}} \right)^{\frac{\nu}{\lambda}} e^{-\nu(1-u\alpha_1)t},$$

where  $\alpha_i = \frac{\lambda + \mu + w \mp \sqrt{(\lambda + \mu + w)^2 - 4\lambda\mu w}}{2\lambda u}$  for  $i = 1, 2$ . When  $\lambda = 0$ , the solution is

$$H_i(u, v, w, s, t) = \left( s e^{-(\mu+w)t} - \frac{v\mu (e^{-(\mu+w)t} - 1)}{\mu + w} \right)^i e^{\frac{\nu u [v\mu - (\mu+w)s] (e^{-(\mu+w)t} - 1)}{(\mu+w)^2} + \nu \left( \frac{uv\mu}{\mu+w} - 1 \right) t}.$$

*Proof.* We consider a joint measure  $V_{i,j}(n_1, n_2, x, t) = P(X_t = j, N_t^+ = n_1, N_t^- = n_2, R_t \leq x | X_0 = i)$ . For ease of notation, we will let  $\lambda_{ij}$  be the instantaneous rate of transitioning from state  $i$  to state  $j$  for the BDI process and  $\lambda_i = \sum_{j \neq i} \lambda_{ij}$ . Also, we will let  $a_i = i$  be the reward rate for  $R_t$ ; that is, for staying in state  $i$  for time  $h$ , the process  $R_t$  increases by  $ih$ . Following Neuts (1995), we start with

$$\begin{aligned} V_{i,j}(n_1, n_2, x, t) &= 1_{\{i=j\}} 1_{\{x \geq a_i t\}} 1_{\{n_1=n_2=0\}} e^{-\lambda_i t} \\ &+ 1_{\{j \geq 1\}} 1_{\{n_1 \geq 1\}} \int_0^t V_{i,j-1}[n_1 - 1, n_2, x - (t-u)a_j, u] e^{-\lambda_j(t-u)} \lambda_{j-1,j} du \\ &+ 1_{\{n_2 \geq 1\}} \int_0^t V_{i,j+1}[n_1, n_2 - 1, x - (t-u)a_j, u] e^{-\lambda_j(t-u)} \lambda_{j+1,j} du, \end{aligned}$$

where  $1_{\{\cdot\}}$  is the indicator function. Next, we derive differential equations for the Laplace-Stieltjes transform  $V_{i,j}^*(n_1, n_2, w, t) = \int_0^\infty e^{-wx} dV_{i,j}(n_1, n_2, x, t)$ :

$$\begin{aligned} \frac{\partial}{\partial t} V_{i,j}^*(n_1, n_2, w, t) &= -jwV_{i,j}^*(n_1, n_2, w, t) - [j(\lambda + \mu) + \nu] V_{i,j}^*(n_1, n_2, w, t) \\ &+ 1_{\{n_1 \geq 1\}} 1_{\{j \geq 1\}} [\lambda(j-1) + \nu] V_{i,j-1}^*(n_1 - 1, n_2, w, t) \\ &+ 1_{\{n_2 \geq 1\}} \mu(j+1) V_{i,j+1}^*(n_1, n_2 - 1, w, t). \end{aligned}$$

We now write  $H_i(u, v, w, s, t) = \sum_{j \geq 0} h_{i,j}(u, v, w, t) s^j$  where  $h_{i,j}(u, v, w, t) := \sum_{n_1, n_2} V_{i,j}^*(n_1, n_2, w, t) u^{n_1} v^{n_2}$ . The functions  $h_{i,j}$  then satisfy

$$\begin{aligned} \frac{\partial}{\partial t} h_{i,j}(u, v, w, t) &= -[j(\lambda + \mu + w) + \nu] h_{i,j}(u, v, w, t) + [\lambda(j-1) + \nu] u h_{i,j-1}(u, v, w, t) 1_{\{j \geq 1\}} \\ &+ (j+1)\mu v h_{i,j+1}(u, v, w, t). \end{aligned}$$

Using this fact, we arrive at

$$\begin{aligned}\frac{\partial}{\partial t}H_i &= -s \sum_{j \geq 1} s^{j-1} j(\lambda + \mu + w)h_{ij} + \sum_{j \geq 1} s^j (-\nu)h_{i,j} + -\nu h_{i0} + s \sum_{j \geq 1} s^{j-1} u \nu h_{i,j-1} \\ &\quad + \sum_{j \geq 1} s^j v(j+1)\mu h_{i,j+1} + v\mu h_{i,1} + s^2 \sum_{j \geq 1} s^{j-2} u(j-1)\lambda h_{i,j-1} \\ &= -(\lambda + \mu + w)s \frac{\partial}{\partial s}H_i - \nu H_i + su\nu H_i + v\mu \frac{\partial}{\partial s}H_i + s^2 u \lambda \frac{\partial}{\partial s}H_i,\end{aligned}$$

which proves that  $H_i$  satisfies equation (S-1).

Using the method of characteristics, we solve the above PDE with initial condition  $H_i(u, v, w, s, 0) = s^i$ . When  $\lambda > 0$ , the solution is

$$H_i(u, v, w, s, t) = \left( \frac{\alpha_1 - \alpha_2 \frac{s-\alpha_1}{s-\alpha_2} e^{-\lambda(\alpha_2-\alpha_1)ut}}{1 - \frac{s-\alpha_1}{s-\alpha_2} e^{-\lambda(\alpha_2-\alpha_1)ut}} \right)^i \left( \frac{\alpha_1 - \alpha_2}{s - \alpha_2 - (s - \alpha_1) e^{-\lambda(\alpha_2-\alpha_1)ut}} \right)^{\frac{\nu}{\lambda}} e^{-\nu(1-u\alpha_1)t},$$

where  $\alpha_i = \frac{\lambda + \mu + w \mp \sqrt{(\lambda + \mu + w)^2 - 4\lambda\mu w}}{2\lambda u}$ , for  $i = 1, 2$ . In the case of  $\lambda = 0$  (death-immigration model), the solution is

$$H_i(u, v, w, s, t) = \left( s e^{-(\mu+w)t} - \frac{v\mu (e^{-(\mu+w)t} - 1)}{\mu + w} \right)^i e^{\frac{\nu u [v\mu - (\mu+w)s] (e^{-(\mu+w)t} - 1)}{(\mu+w)^2} + \nu \left( \frac{uv\mu}{\mu+w} - 1 \right) t}.$$

□

In Section 3.1 of the main document, we show how to use this generating function to compute the conditional moments we need for the EM algorithm. We use the same strategy to compute the joint and cross-moments we need for computation of the information matrix in Appendix B. For instance, in the main document on page 7 where we compute  $G_i^+(t, s) = \partial H_i(u, 1, 0, s, t) / \partial u|_{u=1}$  when we want to compute  $E[N_t^+ | X_0 = i, X_t = j]$ , we now instead compute one of

$$\begin{aligned}&\frac{\partial^2 H_i(u, 1, w, s, t)}{\partial u \partial w} \Big|_{u=1, w=0}, \\ &\frac{\partial^2 H_i(1, v, w, s, t)}{\partial v \partial w} \Big|_{v=1, w=0}, \text{ or} \\ &\frac{\partial^2 H_i(u, v, 0, s, t)}{\partial u \partial v} \Big|_{u=1, v=1},\end{aligned}$$

when we want to compute one of  $-E[N_t^+ R_t | X_0 = i, X_t = j]$ ,  $-E[N_t^- R_t | X_0 = i, X_t = j]$ , or  $E[N_t^+ N_t^- | X_0 = i, X_t = j]$ , respectively, for some  $i, j \in \mathbb{N}$ . Similarly, we compute one of

$$\begin{aligned}&\frac{\partial^2 H_i(u, 1, 0, s, t)}{\partial u^2} \Big|_{u=1}, \\ &\frac{\partial^2 H_i(1, v, 0, s, t)}{\partial v^2} \Big|_{v=1}, \text{ or} \\ &\frac{\partial^2 H_i(1, 1, w, s, t)}{\partial w^2} \Big|_{w=0},\end{aligned}$$

when we want to compute one of  $E[N_t^{+2} | X_0 = i, X_t = j]$ ,  $E[N_t^{-2} | X_0 = i, X_t = j]$ , or  $E[R_t^2 | X_0 = i, X_t = j]$ , respectively. Then, we use the Riemann approximation to the Fourier transform as described on page 8 of the main document to access the power series coefficient corresponding to the specific

$j$  that we want. The Riemann approximation approach is also the method we use to compute transition probabilities (Henrici, 1979; Sehl et al., 2011). Given a probability generating function  $P(s) = \sum_{j \geq 0} p_j s^j$ , we can extend  $P$  to the complex plane by defining  $P(e^{2\pi\sqrt{-1}t}) = \sum_{j \geq 0} p_j e^{2\pi\sqrt{-1}jt}$ , and then the  $j$ th coefficient  $p_j$  is equal to  $p_j = \int_0^1 P(e^{2\pi\sqrt{-1}t}) e^{-2\pi\sqrt{-1}jt} dt$ . We can thus approximate  $p_j$  by

$$\frac{1}{K} \sum_{k=0}^{K-1} P(e^{2\pi\sqrt{-1}t}) e^{-2\pi\sqrt{-1}jk/K},$$

for large  $K$ . Thus, to compute the transition probabilities, which we need to convert joint moments into conditional ones as in (7) in the main document, we simply apply the above formula where  $P$  is the generating function for the BDI process  $X_t$ . This generating function is given by  $H_i(1, 1, 0, s, t)$  where  $H_i$  is from Theorem 2. This yields the known form of the BDI generating function (Lange, 2004, page 168).

## Appendix B

In this section, we provide details for calculating the observed information matrix. Louis (1982) shows that, in problems with incomplete observations, the observed information  $\hat{I}_Y(\gamma)$  can be calculated as

$$\begin{aligned} -\frac{\partial^2}{\partial \gamma^2} l_o(\mathbf{Y}; \gamma) &= \mathbb{E}_\gamma \left[ -\frac{\partial^2}{\partial \gamma^2} l_c(\mathbf{X}; \gamma) - \frac{\partial}{\partial \gamma} l_c(\mathbf{X}; \gamma) \frac{\partial}{\partial \gamma} l_c(\mathbf{X}; \gamma)' \middle| \mathbf{Y} \right] \\ &\quad + \frac{\partial}{\partial \gamma} l_o(\mathbf{Y}; \gamma) \frac{\partial}{\partial \gamma} l_o(\mathbf{Y}; \gamma)', \end{aligned} \quad (\text{S-2})$$

where  $l_o$  and  $l_c$  are the observed-data and complete-data likelihoods, as defined in (2) and (3) of the main paper, and where the last term is 0 when we plug in the MLE  $\hat{\gamma}$  of  $\gamma$ . Recalling  $\log \lambda_p = \mathbf{z}'_{p,\lambda} \gamma_\lambda$ , we get for  $1 \leq j \leq c_1$ ,

$$\frac{\partial}{\partial \gamma_{\lambda,j}} l_c(\mathbf{X}; \gamma) = \sum_{p=1}^m -(R_{t_{p,n(p)}} + t_{p,n(p)} \beta) e^{\mathbf{z}'_{p,\lambda} \gamma_\lambda} z_{p,\lambda,j} + N_{t_{p,n(p)}}^+ z_{p,\lambda,j}, \quad (\text{S-3})$$

or in matrix form,

$$\frac{\partial}{\partial \gamma_\lambda} l_c(\mathbf{X}; \gamma) = \mathbf{Z}'_\lambda (-\text{diag}(\mathbf{R} + \beta \mathbf{T}) e^{\mathbf{Z}_\lambda \gamma_\lambda} + \mathbf{N}^+), \quad (\text{S-4})$$

where for  $\mathbf{x} = (x_1, \dots, x_s) \in \mathbb{R}^s$ , some natural number  $s$ , we set  $\text{diag}(\mathbf{x})$  to be the matrix with 0's on the non-diagonal elements and  $x_i$  as the  $(i, i)$ th element, and we define the vectors  $\mathbf{R} := (R_1, \dots, R_m) := (R_{1,t_{1,n(1)}}, \dots, R_{m,t_{m,n(m)}})'$ ,  $\mathbf{T} := (T_1, \dots, T_m) := (t_{1,n(1)}, \dots, t_{m,n(m)})'$ , and  $\mathbf{N}^+ := (N_1^+, \dots, N_m^+) := (N_{1,t_{1,n(1)}}^+, \dots, N_{m,t_{m,n(m)}}^+)'$  all in  $\mathbb{R}^m$ . Here that we take  $e^{\mathbf{Z}_\lambda \gamma_\lambda}$  to be the exponential function applied componentwise to the vector  $\mathbf{Z}_\lambda \gamma_\lambda$ . Next, for  $1 \leq j \leq c_2$ , we see

$$\frac{\partial}{\partial \gamma_{\mu,j}} l_c(\mathbf{X}; \gamma) = \sum_{p=1}^m -R_{t_{p,n(p)}} e^{\mathbf{z}'_{p,\mu} \gamma_\mu} z_{p,\mu,j} + N_{t_{p,n(p)}}^- z_{p,\mu,j} \quad (\text{S-5})$$

and, in matrix form,

$$\frac{\partial}{\partial \gamma_\mu} l_c(\mathbf{X}; \gamma) = \mathbf{Z}'_\mu (-\text{diag}(\mathbf{R}) e^{\mathbf{Z}_\mu \gamma_\mu} + \mathbf{N}^-), \quad (\text{S-6})$$

where  $\mathbf{N}^- := (N_1^-, \dots, N_m^-) := (N_{1,t_{1,n(1)}}^-, \dots, N_{m,t_{m,n(m)}}^-) \in \mathbb{R}^m$ .

We next need to compute the squared gradient. We can write it as

$$\frac{\partial}{\partial \gamma} l_c(\mathbf{X}; \gamma) \frac{\partial}{\partial \gamma} l_c(\mathbf{X}; \gamma)' = \begin{pmatrix} A & B \\ B' & C \end{pmatrix}, \quad (\text{S-7})$$

where we can calculate the matrix blocks by

$$\begin{aligned} A &= \mathbf{Z}'_{\lambda}(-\text{diag}(\mathbf{R} + \beta\mathbf{T})\boldsymbol{\lambda} + \mathbf{N}^+)(-\text{diag}(\mathbf{R} + \beta\mathbf{T})\boldsymbol{\lambda} + \mathbf{N}^+)' \mathbf{Z}_{\lambda} \\ B &= \mathbf{Z}'_{\lambda}(-\text{diag}(\mathbf{R} + \beta\mathbf{T})\boldsymbol{\lambda} + \mathbf{N}^+)(-\text{diag}(\mathbf{R})\boldsymbol{\mu} + \mathbf{N}^-)' \mathbf{Z}_{\mu} \\ C &= \mathbf{Z}'_{\mu}(-\text{diag}(\mathbf{R})\boldsymbol{\mu} + \mathbf{N}^-)(-\text{diag}(\mathbf{R})\boldsymbol{\mu} + \mathbf{N}^-)' \mathbf{Z}_{\mu}. \end{aligned} \quad (\text{S-8})$$

To get the Hessian of  $l_c$ , we differentiate again, starting with (S-3), to see for  $1 \leq j, k \leq c_1$ ,

$$\frac{\partial^2}{\partial \gamma_{\lambda,j} \partial \gamma_{\lambda,k}} l_c(\mathbf{X}; \gamma) = - \sum_{p=1}^m (R_{t_{p,n(p)}} + \beta t_{p,n(p)}) e^{\mathbf{z}'_{p,\lambda} \gamma_{\lambda}} z_{p,\lambda,j} z_{p,\lambda,k} = - \sum_{p=1}^m (R_{t_{p,n(p)}} + \beta t_{p,n(p)}) \lambda_p z_{p,\lambda,j} z_{p,\lambda,k},$$

or, in matrix form,

$$\frac{\partial^2}{\partial \gamma_{\lambda}^2} l_c(\mathbf{X}; \gamma) = -\mathbf{Z}'_{\lambda} \text{diag}(\mathbf{R} + \beta\mathbf{T}) \text{diag}(e^{\mathbf{Z}_{\lambda} \gamma_{\lambda}}) \mathbf{Z}_{\lambda}.$$

Next, differentiating (S-5) we get for  $1 \leq j, k \leq c_2$ ,

$$\frac{\partial^2}{\partial \gamma_{\mu,j} \partial \gamma_{\mu,k}} l_c(\mathbf{X}; \gamma) = - \sum_{p=1}^m R_{t_{p,n(p)}} e^{\mathbf{z}'_{p,\mu} \gamma_{\mu}} z_{p,j} z_{p,k} = - \sum_{p=1}^m R_{t_{p,n(p)}} \mu_p z_{p,j} z_{p,k},$$

or, in matrix form,

$$\frac{\partial^2}{\partial \gamma_{\mu}^2} l_c(\mathbf{X}; \gamma) = -\mathbf{Z}'_{\mu} \text{diag}(\mathbf{R}) \text{diag}(e^{\mathbf{Z}_{\mu} \gamma_{\mu}}) \mathbf{Z}_{\mu}.$$

Since for all  $1 \leq j \leq c_1$  and  $1 \leq k \leq c_2$ ,

$$\frac{\partial^2}{\partial \gamma_{\lambda,j} \partial \gamma_{\mu,k}} l_c(\mathbf{X}; \gamma) = 0,$$

we have now calculated the squared gradient and the Hessian of  $l_c$ . We need only to take expectations. For the squared gradient, second- and cross-moments appear, whereas for the Hessian only first moments appear. For the squared gradient, we now take expectations element-by-element. We denote the  $k$ th element of the sufficient-statistic expectation vectors  $\mathbf{U}$ ,  $\mathbf{D}$ , and  $\mathbf{P}$  that are defined in (12) of the main paper by  $U_k$ ,  $D_k$  and  $P_k$ , respectively. We see for  $1 \leq p, q \leq c_1$  that  $\mathbb{E}_{\tilde{\gamma}} [A_{p,q} | \mathbf{Y}]$  is equal to

$$\begin{aligned} & \sum_{k=1}^m \sum_{l=1, l \neq k}^m ((P_k P_l + P_k T_l \beta + P_l T_k \beta + T_l T_k \beta^2) \lambda_k \lambda_l \\ & \quad - P_k \lambda_k U_l - T_k \beta \lambda_k U_l - P_l \lambda_l U_k - T_l \beta \lambda_l U_k + U_k U_l) z_{k,\lambda,p} z_{l,\lambda,q} \\ & + \sum_{k=1}^m \left( (\mathbb{E}_{\tilde{\gamma}} [R_k^2 | \mathbf{Y}] - 2P_k T_k \beta + T_k^2 \beta^2) \lambda_k^2 - 2\mathbb{E}_{\tilde{\gamma}} [R_k N_k^+ | \mathbf{Y}] \lambda_k \right. \\ & \quad \left. - 2T_k \beta \lambda_k U_k + \mathbb{E}_{\tilde{\gamma}} [N_k^{+2} | \mathbf{Y}] \right) z_{k,\lambda,p} z_{k,\lambda,q}. \end{aligned}$$

For  $1 \leq p \leq c_1$  and  $1 \leq q \leq c_2$  we see that  $\mathbb{E}_{\tilde{\gamma}} [B_{p,q} | \mathbf{Y}]$  is equal to

$$\begin{aligned} & \sum_{k=1}^m \sum_{l=1, l \neq k}^m (P_k P_l \lambda_k \lambda_l + P_l T_k \beta \lambda_k \lambda_l - U_k P_l \lambda_l - (P_k + T_k \beta) D_l \lambda_k + U_k D_l) z_{k,\lambda,p} z_{l,\mu,q} \\ & + \sum_{k=1}^m \left( -\mathbb{E}_{\tilde{\gamma}} [R_k^2 | \mathbf{Y}] \lambda_k \mu_k - \beta T_k \lambda_k \mu_k - \mathbb{E}_{\tilde{\gamma}} [R_k N_k^- | \mathbf{Y}] \lambda_k \right. \\ & \quad \left. - \beta T_k \lambda_k \mathbb{E}_{\tilde{\gamma}} [N_k^- | \mathbf{Y}] - \mathbb{E}_{\tilde{\gamma}} [N_k^+ R_k | \mathbf{Y}] \mu_k + \mathbb{E}_{\tilde{\gamma}} [N_k^+ N_k^- | \mathbf{Y}] \right) z_{k,\lambda,p} z_{k,\mu,q}. \end{aligned}$$



For  $1 \leq p, q \leq c_2$  we see that  $E_{\tilde{\gamma}} [C_{p,q} | \mathbf{Y}]$  is equal to

$$\begin{aligned} & \sum_{k=1}^m \sum_{l=1, l \neq k}^m (P_k P_l \mu_k \mu_l - D_k P_l \mu_l - D_l P_k \mu_k + D_k D_l) z_{k,\mu,p} z_{l,\mu,q} \\ & + \sum_{k=1}^m (\mu_k^2 E_{\tilde{\gamma}} [R_k^2 | \mathbf{Y}] - 2\mu_k E_{\tilde{\gamma}} [N_k^- R_k | \mathbf{Y}] + E_{\tilde{\gamma}} [N_k^{-2} | \mathbf{Y}]) z_{k,\mu,p} z_{k,\mu,q}. \end{aligned}$$

For the Hessian term, since for  $1 \leq j \leq c_1$  and  $1 \leq k \leq c_2$ ,  $\frac{\partial^2}{\partial \gamma_{\lambda,j} \partial \gamma_{\mu,k}} l_c(\mathbf{X}; \gamma) = 0$ , we see that  $E_{\gamma} \left[ -\frac{\partial^2}{\partial \gamma^2} l_c(\mathbf{X}; \gamma) \right]$  equals

$$\begin{pmatrix} \mathbf{Z}'_{\lambda} \text{diag}(\mathbf{P} + \beta \mathbf{T}) \text{diag}(\boldsymbol{\lambda}) \mathbf{Z}_{\lambda} & \mathbf{0} \\ \mathbf{0} & \mathbf{Z}'_{\mu} \text{diag}(\mathbf{P}) \text{diag}(\boldsymbol{\mu}) \mathbf{Z}_{\mu} \end{pmatrix}. \quad (\text{S-9})$$

The generating function presented in Theorem 2 can be used to compute the conditional means of all the needed cross-products and square terms in the gradient and Hessian, as shown in Appendix A. Thus we have now computed all the terms in (S-2).

## Appendix C

In this section, we show that for two important special cases of the BDI model the E-step of the EM algorithm does not require any numeric approximations. Notice that the first of these two models, the death-immigration model, is not a BDRI model — the focus of the main document. Nonetheless, we think it is important to illustrate that our theoretical developments apply to the death-immigration process, because this model plays an important role in applications of BDI processes (Crespi et al., 2005).

### Death-Immigration Model

We have shown that the generating function,  $H_i(u, v, w, s, t) = E \left( u^{N_t^+} v^{N_t^-} e^{-w R_t} s^{X_t} | X_0 = i \right)$ , for the death-immigration model is

$$H_i(u, v, w, s, t) = \left( s e^{-(\mu+w)t} - \frac{v\mu (e^{-(\mu+w)t} - 1)}{\mu + w} \right)^i e^{\frac{\nu u [v\mu - (\mu+w)s] (e^{-(\mu+w)t} - 1)}{(\mu+w)^2} + \nu \left( \frac{uv\mu}{\mu+w} - 1 \right) t}.$$

Suppose we are interested in computing  $E (N_t^+ 1_{\{X_t=j\}} | X_0 = i)$ . First, we fix  $v = 1$  and  $w = 0$ . Next, we differentiate the generating function once with respect to  $u$  and  $j$  times with respect to  $s$ , plugging in 1 and 0 respectively:

$$E (N_t^+ 1_{\{X_t=j\}} | X_0 = i) = \frac{\partial}{\partial u} \frac{\partial^j}{\partial s^j} H_i(u, 1, 0, s, t) \Big|_{u=1, s=0}$$

and

$$H_i(u, 1, 0, s, t) = [1 + e^{-\mu t} (s - 1)]^i e^{-\frac{\nu u (s-1) (e^{-\mu t} - 1)}{\mu} + \nu (u-1)t} = (A + Bs)^i e^{C(u)s + D(u)},$$

where

$$\begin{aligned} A &= 1 - e^{-\mu t}, \\ B &= e^{-\mu t}, \\ C(u) &= -\frac{\nu u (e^{\mu t} - 1)}{\mu}, \\ D(u) &= \frac{\nu u (e^{\mu t} - 1)}{\mu} + \nu(u - 1)t. \end{aligned}$$

Therefore,

$$\left. \frac{\partial}{\partial u} H_i(u, 1, 0, s, t) \right|_{u=1} = (A + Bs)^i e^{C(1)s + D(1)} [C'(1)s + D'(1)],$$

where

$$\begin{aligned} C'(1) &= -\frac{\nu (e^{\mu t} - 1)}{\mu}, \\ D'(1) &= \frac{\nu (e^{\mu t} - 1)}{\mu} + \nu t. \end{aligned}$$

Now, the derivatives with respect to  $s$  can be recovered by expanding  $\left. \frac{\partial}{\partial u} H_i(u, 1, 0, s, t) \right|_{u=1}$  into a power series:

$$\begin{aligned} \left. \frac{\partial}{\partial u} H_i(u, 1, 0, s, t) \right|_{u=1} &= (A + Bs)^i e^{C(1)s + D(1)} [C'(1)s + D'(1)] = e^{D(1)} [C'(1)s + D'(1)] \\ &\times \left[ \sum_{m=0}^i \binom{i}{m} A^{i-m} B^m s^m \right] \left[ \sum_{k=0}^{\infty} \frac{C^k}{k!} s^k \right] \\ &= e^{D(1)} \left\{ \sum_{m=0}^{i+1} \left[ C'(1) \binom{i}{m-1} A^{i-m+1} B^{m-1} 1_{\{m \geq 1\}} + D'(1) \binom{i}{m} A^{i-m} B^m 1_{\{m \leq i\}} \right] s^m \right\} \left[ \sum_{k=0}^{\infty} \frac{C^k}{k!} s^k \right] \\ &= \sum_{n=0}^{\infty} e^{D(1)} \left\{ \sum_{k=\max\{0, n-i-1\}}^n \frac{C^k}{k!} \left[ C'(1) \binom{i}{n-k-1} A^{i-n+k+1} B^{n-k-1} 1_{\{n-k \geq 1\}} \right. \right. \\ &\quad \left. \left. + D'(1) \binom{i}{n-k} A^{i-n+k} B^{n-k} 1_{\{n-k \leq i\}} \right] \right\} s^n. \end{aligned}$$

Therefore,

$$\begin{aligned} \mathbb{E} (N_t^+ 1_{\{X_t=j\}} | X_0 = i) &= e^{D(1)} \sum_{k=\max\{0, j-i-1\}}^j \frac{C^k}{k!} \left[ C'(1) \binom{i}{j-k-1} A^{i-j+k+1} B^{j-k-1} 1_{\{j-k \geq 1\}} \right. \\ &\quad \left. + D'(1) \binom{i}{j-k} A^{i-j+k} B^{j-k} 1_{\{j-k \leq i\}} \right]. \end{aligned}$$

One can derive expectations of  $N_t^-$  and  $R_t$  in a similar fashion.

### Sequence Alignment BDI Model

Here we demonstrate that our generating function approach results in analytic formulae for the E-step in the evolutionary EM algorithm, developed by Holmes (2005). This is in contrast to the original Holmes (2005)'s

implementation, which requires numerically solving a system of nonlinear ordinary differential equations. Holmes (2005)'s algorithm is based on a TKF91 model of sequence alignment evolution (Thorne et al., 1991). Instead of diving into the intricacies of this model, we refer the reader to Ian Holmes' web page (<http://biowiki.org/TkfIndelModelPathSummaries>), where he poses an open problem of deriving the E-step of Holmes (2005)'s algorithm in closed form and explicitly formulates this problem in terms of the BDI process. To derive the E-step of Holmes (2005)'s algorithm in closed form, using our BDI notation, one needs to find analytic expressions of the following expectations:

1.  $E(N_t^+ 1_{\{X_t=j\}} | X_0 = 0)$ ,  $E(N_t^- 1_{\{X_t=j\}} | X_0 = 0)$ , and  $E(R_t 1_{\{X_t=j\}} | X_0 = 0)$  when  $\nu = \lambda$ ,
2.  $E(N_t^+ 1_{\{X_t=j\}} | X_0 = 1)$ ,  $E(N_t^- 1_{\{X_t=j\}} | X_0 = 1)$ , and  $E(R_t 1_{\{X_t=j\}} | X_0 = 1)$  when  $\nu = 0$ ,

Notice that in the the sequence alignment BDI model,  $X_t$  is a BDRI process (with  $\beta = 1$ ) when  $X_0 = 0$  and  $X_t$  is a linear birth-death process (with no immigration) when  $X_0 = 1$ . We derive the analytic formulae for  $E(N_t^+ 1_{\{X_t=j\}} | X_0 = 0)$  ( $\nu = \lambda$ ) and  $E(N_t^+ 1_{\{X_t=j\}} | X_0 = 1)$  ( $\nu = 0$ ). The other expectations can be derived analogously.

1. **Objective:**  $E(N_t^+ 1_{\{X_t=j\}} | X_0 = 0)$  ( $\nu = \lambda$ ):

First,

$$E(N_t^+ 1_{\{X_t=j\}} | X_0 = 0) = \frac{1}{j!} \frac{\partial}{\partial r} \frac{\partial^j}{\partial s^j} \mathbf{H}_0^+(r, s, t) \Big|_{s=0, r=1},$$

where

$$\mathbf{H}_0^+(r, s, t) = H_0(r, 1, 0, s, t) = \frac{(\alpha_1 - \alpha_2) e^{-\lambda(1-r\alpha_1)t}}{s - \alpha_2 - (s - \alpha_1) e^{-\lambda(\alpha_2 - \alpha_1)rt}} \text{ and } \alpha_{1,2} = \frac{\lambda + \mu \mp \sqrt{(\lambda + \mu)^2 - 4\lambda\mu r}}{2\lambda r}.$$

We find the formula for this partial derivative by explicit differentiation:

$$\begin{aligned} \frac{\partial^j}{\partial s^j} \mathbf{H}_0^+(r, s, t) &= \frac{(-1)^j j! (\alpha_1 - \alpha_2) e^{-\lambda(1-r\alpha_1)t} (1 - e^{-\lambda(\alpha_2 - \alpha_1)rt})^j}{(s - \alpha_2 - (s - \alpha_1) e^{-\lambda(\alpha_2 - \alpha_1)rt})^{j+1}}, \\ \frac{\partial^j}{\partial s^j} \mathbf{H}_0^+(r, s, t) \Big|_{s=0} &= \frac{\overbrace{(-1)^j j! (\alpha_1 - \alpha_2) e^{-\lambda(1-r\alpha_1)t} (1 - e^{-\lambda(\alpha_2 - \alpha_1)rt})^j}^{A(r)}}{\underbrace{(\alpha_1 e^{-\lambda(\alpha_2 - \alpha_1)rt} - \alpha_2)^{j+1}}_{B(r)}}, \\ \frac{\partial}{\partial r} \frac{\partial^j}{\partial s^j} \mathbf{H}_0^+(r, s, t) \Big|_{s=0, r=1} &= \frac{A'(1)B(1) - A(1)B'(1)}{B^2(1)}, \end{aligned}$$

where

$$\begin{aligned} A(1) &= \left(1 - e^{(\lambda - \mu)t}\right)^j \left(1 - \frac{\mu}{\lambda}\right), \\ B(1) &= \left(e^{(\lambda - \mu)t} - \frac{\mu}{\lambda}\right)^{j+1}, \\ A'(1) &= \left(1 - e^{(\lambda - \mu)t}\right)^{j-1} \left[ j 2\mu t e^{(\lambda - \mu)t} + \left(1 - e^{(\lambda - \mu)t}\right) \left( \frac{\lambda^2 + \mu^2}{\lambda(\mu - \lambda)} - \mu t \right) \right], \\ B'(1) &= (j+1) \left(e^{(\lambda - \mu)t} - \frac{\mu}{\lambda}\right)^j \left( \frac{\lambda(1 + 2\mu t)}{\mu - \lambda} e^{(\lambda - \mu)t} + \frac{\mu^2}{\lambda(\mu - \lambda)} \right). \end{aligned}$$

2. **Objective:**  $E(N_t^+ 1_{\{X_t=j\}} | X_0 = 1)$  ( $\nu = 0$ ):

As before,

$$E(N_t^+ 1_{\{X_t=j\}} | X_0 = 1) = \frac{1}{j!} \frac{\partial}{\partial r} \frac{\partial^j}{\partial s^j} \mathbf{H}_1^+(r, s, t) \Big|_{s=0, r=1},$$

where

$$\mathbf{H}_1^+(r, s, t) = H_1(r, 1, 0, s, t) = \frac{\alpha_1(s - \alpha_2) - \alpha_2(s - \alpha_1) e^{-\lambda(\alpha_2 - \alpha_1)rt}}{s - \alpha_2 - (s - \alpha_1) e^{-\lambda(\alpha_2 - \alpha_1)rt}} = \alpha_2 + \frac{\alpha_1 - \alpha_2}{1 - \left(\frac{s - \alpha_1}{s - \alpha_2}\right) e^{-\lambda(\alpha_2 - \alpha_1)rt}}$$

For  $j = 0$ , we just need to plug in  $s = 0$ :

$$\mathbf{H}_1^+(r, 0, t) = \alpha_2 + \frac{\overbrace{\alpha_2 \alpha_1 - \alpha_2^2}^{C(r)}}{\underbrace{\alpha_2 - \alpha_1 e^{-\lambda(\alpha_2 - \alpha_1)rt}}_{D(r)}} = \alpha_2 + \frac{C(r)}{D(r)}.$$

Then

$$\frac{d}{dr} \mathbf{H}_1^+(r, 0, t) \Big|_{r=1} = -\frac{\mu^2}{\lambda(\mu - \lambda)} + \frac{C'(1)D(1) - C(1)D'(1)}{D^2(1)},$$

where

$$\begin{aligned} C(1) &= \frac{\mu}{\lambda} \left(1 - \frac{\mu}{\lambda}\right), \\ D(1) &= \frac{\mu}{\lambda} - e^{(\lambda - \mu)t}, \\ C'(1) &= \frac{\mu}{\mu - \lambda} \left(1 + 2\frac{\mu^2}{\lambda^2} - \frac{\mu}{\lambda}\right), \\ D'(1) &= -\left[\frac{\mu^2}{\lambda(\mu - \lambda)} + \frac{\lambda}{\mu - \lambda} e^{(\lambda - \mu)t} (1 + 2\mu t)\right]. \end{aligned}$$

For  $j > 0$

$$\frac{\partial^j}{\partial s^j} \mathbf{H}_1^+(r, s, t) = (-1)^{j+1} j! \left[ \frac{\overbrace{\alpha_2(\alpha_1 - \alpha_2) \left(1 - e^{\lambda(\alpha_2 - \alpha_1)rt}\right)^j}^{E(r)}}{\underbrace{\left(\alpha_1 e^{\lambda(\alpha_2 - \alpha_1)rt} - \alpha_2\right)^{j+1}}_{F(r)}} + \frac{\overbrace{(\alpha_1 - \alpha_2) \left(1 - e^{\lambda(\alpha_2 - \alpha_1)rt}\right)^{j-1}}^{G(r)}}{\underbrace{\left(\alpha_1 e^{\lambda(\alpha_2 - \alpha_1)rt} - \alpha_2\right)^j}_{I(r)}} \right].$$

Then

$$\frac{\partial}{\partial r} \frac{\partial^j}{\partial s^j} \mathbf{H}_1^+(r, s, t) \Big|_{s=0, r=1} = (-1)^{j+1} j! \left[ \frac{E'(1)F(1) - E(1)F'(1)}{F^2(1)} + \frac{G'(1)I(1) - G(1)I'(1)}{I^2(1)} \right],$$

where

$$E(1) = \frac{\mu}{\lambda} \left(1 - \frac{\mu}{\lambda}\right) \left(1 - e^{(\lambda-\mu)t}\right)^j, \quad (\text{S-10})$$

$$F(1) = \left(e^{(\lambda-\mu)t} - \frac{\mu}{\lambda}\right)^{j+1}, \quad (\text{S-11})$$

$$G(1) = \left(1 - \frac{\mu}{\lambda}\right) \left(1 - e^{(\lambda-\mu)t}\right)^{j-1}, \quad (\text{S-12})$$

$$I(1) = \left(e^{(\lambda-\mu)t} - \frac{\mu}{\lambda}\right)^j, \quad (\text{S-13})$$

$$E'(1) = \left(1 - e^{(\lambda-\mu)t}\right)^{j-1} \left[ \frac{\mu}{\mu - \lambda} \left(1 + 2\frac{\mu^2}{\lambda^2} - \frac{\mu}{\lambda}\right) \left(1 - e^{(\lambda-\mu)t}\right) + j2\frac{\mu^2}{\lambda} e^{(\lambda-\mu)t} t \right], \quad (\text{S-14})$$

$$F'(1) = (j+1) \left(e^{(\lambda-\mu)t} - \frac{\mu}{\lambda}\right)^j \left[ \frac{\lambda}{\mu - \lambda} e^{(\lambda-\mu)t} (1 + 2\mu t) + \frac{\mu^2}{\lambda(\mu - \lambda)} \right], \quad (\text{S-15})$$

$$G'(1) = \left(1 - e^{(\lambda-\mu)t}\right)^{j-2} \left[ \frac{\lambda^2 + \mu^2}{\lambda(\mu - \lambda)} \left(1 - e^{(\lambda-\mu)t}\right) + (j-1)e^{(\lambda-\mu)t} 2\mu t \right], \quad (\text{S-16})$$

$$I'(1) = j \left(e^{(\lambda-\mu)t} - \frac{\mu}{\lambda}\right)^{j-1} \left[ \frac{\lambda}{\mu - \lambda} e^{(\lambda-\mu)t} (1 + 2\mu t) + \frac{\mu^2}{\lambda(\mu - \lambda)} \right]. \quad (\text{S-17})$$