

Extreme value distribution for weakly correlated fitnesses in block model

Kavita Jain*

*Theoretical Sciences Unit and Evolutionary and Organismal Biology Unit,
Jawaharlal Nehru Centre for Advanced Scientific Research, Jakkur P.O., Bangalore 560064, India
(Dated: November 18, 2018)*

We study the limit distribution of the largest fitness for weakly correlated and identically distributed random fitnesses. A fitness variable is obtained by taking a linear combination of a fixed number of independent random variables drawn from the same parent distribution and two fitnesses are correlated if they have at least one common term in the respective sum. We find that for certain class of parent distributions, the extreme value distribution for correlated random variables can be related either to one of the known limit laws for independent variables or the parent distribution itself. For other cases, new limiting distributions appear. The conditions under which these results hold are identified.

I. INTRODUCTION

Extreme value theory [1] deals with the smallest or the largest of a set of random variables $\{x_1, \dots, x_N\}$ and has found numerous applications in physics [2], engineering [3], biology [4] and finance [5]. If the x_i 's are independent and identically distributed (i.i.d.) according to a continuous distribution $p(x)$, the probability of the k th maximum is given by [1]

$$\tilde{P}_N^{(k)}(x) = \frac{(1 - q(x))^{k-1} p(x) q(x)^{N-k}}{B(k, N - k + 1)} \quad (1)$$

where the cumulative distribution $q(x) = \int_0^x dp(y)$ and $B(m, n)$ is the beta function. A classic result in extreme value theory of i.i.d. random variables states that for large N (and $k \ll N$), the distribution $\tilde{P}_N^{(k)}(x)$ is of the following scaling form [1]:

$$\tilde{P}_N^{(k)}(x) \approx \frac{1}{\tilde{a}_N} \tilde{F}^{(k)} \left(\frac{x - \tilde{b}_N}{\tilde{a}_N} \right) \quad (2)$$

In the above expression, while the location factor \tilde{b}_N and the scale factor \tilde{a}_N depend on the details of the parent distribution $p(x)$, the scaling function $\tilde{F}^{(k)}$ is determined by the large x behavior of $p(x)$. For $k > 1$, the distribution $\tilde{P}_N^{(k)}(x)$ can be related to $\tilde{P}_N^{(1)}$ by a transformation and the maximum value distribution itself can be one of the following three types [1]:

1. Fréchet distribution if $p(x)$ decays as a power law
2. Weibull distribution if $p(x)$ is bounded above
3. Gumbel distribution if $p(x)$ is unbounded above and decays faster than a power law

Much less is known about the extreme value statistics when the random variables are not independent. It is interesting to investigate how the correlations affect the limiting distributions of the three i.i.d. classes mentioned above. If the correlations are strong, one may expect the extreme value distribution to be different from the i.i.d. limit laws and universal distributions may not even exist [2, 6]. For weakly correlated variables, on the other hand, the i.i.d. results may still hold. In this article, we study the extreme value statistics of random variables with weak correlations and identify the relevant parameters depending on which the extreme value distribution is seen to be either one of the suitably rescaled i.i.d. limit distributions or the (rescaled) parent distribution or a completely different distribution unrelated to these.

Extreme value statistics of correlated random variables has been studied for stationary Gaussian process with correlations decaying logarithmically or faster [7] and specific physical examples such as random energy model with correlated random potential [8, 9], $1/f$ noise [10], directed polymer on Cayley tree [11], fluctuating interfaces [12] and mass transport models [13]. Here we study this problem in the context of biological evolution where the question of

*Electronic address: jain@jncasr.ac.in



FIG. 1: Block model: A binary sequence of length $L = 12$ is divided into two blocks of equal length $\ell = 6$. The sequences on the left and right differing by single mutation have correlated fitnesses as the first block is common between the two sequences.

extreme values naturally arises as a large population evolves to maximise its fitness. During the first step in evolution, an individual in an initially unfit population may acquire one or more mutations. If the total population is infinitely large, the subpopulation with D mutations is dominated by the *fittest* mutant in this subpopulation [14]. As several experiments have shown that the fitnesses are not completely random [15–17], we are led to study the extreme value statistics of correlated fitnesses.

In order to examine the implications of correlations amongst fitnesses, several models such as NK model [18], block model [17] and rough Mt. Fuji-type model [19] have been proposed. In this article, we will work with the block model which has been employed in recent years to address questions pertaining to evolutionary dynamics [20–22]. The extreme value statistics in the block model has been studied for both strongly and weakly correlated fitnesses for an exponentially decaying parent distribution $p(x)$ [23]. However the question of the universality of the extreme value distributions was not addressed. Here we extend the previous study by considering a broad class of parent distributions and focus on weakly correlated but identically distributed fitnesses.

The rest of the article is organised as follows. The block model of correlated fitnesses is defined in Sec. II. The extreme value distributions are obtained when a single mutation is present in the initial fitness in Sec. III A and in the presence of multiple mutations in Sec. III B. Finally a discussion and summary is given in Sec. IV.

II. BLOCK MODEL OF CORRELATED FITNESSES

Many biomolecules such as proteins, antibodies and enzymes have natural domains or partitions and can be modeled as a sequence of length L divided into several blocks [17]. In the simplest setting, a sequence represented by a binary string of zeros and ones is divided into B blocks of equal length $\ell = L/B$, $1 \leq \ell \leq L$ (see Fig. 1). A block configuration is assigned a random fitness value regardless of its position in the sequence. These block fitnesses are chosen *independently* from a common distribution $p(f)$ which is nonzero on the interval $[a, b]$ and zero elsewhere. Then the sequence fitness is obtained by averaging over the fitnesses of the blocks in the sequence.

If two sequences have several blocks in common, their fitnesses will also be similar and hence correlated. An attractive feature of the block model is that the fitness correlations can be tuned with the block length ℓ . For $\ell = 1$, as two distinct sequences can have up to $L - 1$ blocks in common, sequence fitnesses are maximally correlated while for $\ell = L$, we obtain the model with maximally uncorrelated fitnesses as no common blocks are possible [14]. To see how fitness correlations vary with block length, consider a set of sequences carrying one mutation relative to the sequence with all zeros. Then as a single mutation in this sequence leaves $B - 1$ blocks unchanged, the fitness w_j of the one mutant neighbor of the initial sequence is given by

$$w_j = \frac{(B-1)f_0 + f_j}{B}, \quad j = 1, \dots, \ell \quad (3)$$

where f_0 and f_j denote the fitness of the block configuration with all zeros and with $\ell - 1$ zeros and a one at the j th locus respectively. Using the fact that the block fitnesses are independently distributed, we find that the correlation amongst the sequence fitnesses $\{w_j\}$ is given by

$$\langle w_i w_j \rangle - \langle w_i \rangle \langle w_j \rangle = \left[\frac{(B-1)^2 + \delta_{i,j}}{B^2} \right] \sigma^2 = \left[\left(1 - \frac{\ell}{L} \right)^2 + \delta_{i,j} \left(\frac{\ell}{L} \right)^2 \right] \sigma^2 \quad (4)$$

where σ^2 is the variance of the block fitness distribution. It is clear from the last equation that the correlations decay as the block length ℓ increases towards L . In this article, we are interested in weakly correlated fitnesses which are obtained when $L \rightarrow \infty, \ell \rightarrow \infty$ with B fixed.

III. DISTRIBUTION OF THE LARGEST FITNESS

Starting from an initial unfit sequence composed of identical blocks (say, all zeros), we are interested in finding the distribution of the largest fitness amongst $\binom{L}{D}$ sequences with D mutations relative to the initial sequence. In this

article, we focus on the extreme value distribution for *nonindependent and identically distributed* (ni.i.d.) random variables (for some results on nonindependent and nonidentically distributed fitnesses, see [6, 23]). Such ni.i.d. sequence fitnesses are obtained when either the number of mutations $D = 1$ for any $B > 1$ or the number of blocks $B = 2$ and D is odd. In the first case (discussed in Sec. III A), the distribution of sequence fitness w_j defined by (3) is given by

$$\text{Prob}(w_j) = \int_0^\infty \int_0^\infty df_0 df_j p(f_0) p(f_j) \delta\left(w_j - \frac{(B-1)f_0 + f_j}{B}\right) \quad (5)$$

which is independent of j and thus the sequence fitnesses with single mutation are identically distributed. In the second case when $B = 2$ and a sequence has D mutations, the sequence fitness is obtained by averaging over the fitness of the first block with d mutations and the second block with $d' = D - d$ mutations (see Sec. III B). On writing down the sequence fitness distribution similar to (5), it is readily verified that only those sequences with different block configuration in first and second block have identically distributed fitness. Since a sequence with same configuration in both blocks can occur only for even D , it follows that ni.i.d. fitnesses are obtained when D is odd. In the rest of the article, we assume L to be an even integer and consider $D \leq L/2$ as the results for $D > L/2$ can be obtained on replacing D by $L - D$.

A. Single mutation in the initial sequence

We first consider the extreme value statistics of the fitness set $\{w_j\}$ defined by (3). For a given f_0 , the sequence fitness $v = ((B-1)f_0 + f)/B$ is the largest amongst the set $\{w_j\}$ if $f = \max\{f_1, \dots, f_\ell\}$. But as the block fitnesses are i.i.d. random variables, this event occurs with a probability $\tilde{P}_\ell^{(1)}(f)$. Then the probability $P_\ell^{(1)}(w)$ that the largest fitness in the set $\{w_j\}$ has a value w can be written as

$$P_\ell^{(1)}(w) = \int_0^\infty \int_0^\infty df_0 df p(f_0) \tilde{P}_\ell^{(1)}(f) \delta(w - v) \quad (6)$$

In general, the probability $P_\ell^{(k)}(w)$ that the k th maximum has a value w is given by

$$\begin{aligned} P_\ell^{(k)}(w) &= \int_0^\infty \int_0^\infty df_0 df p(f_0) \tilde{P}_\ell^{(k)}(f) \delta(w - v) \\ &= \frac{B}{B-1} \int_{-\infty}^\infty df p\left(\frac{Bw - f}{B-1}\right) \tilde{P}_\ell^{(k)}(f) \end{aligned} \quad (7)$$

For large ℓ , using (2) we obtain

$$P_\ell^{(k)}(w) \approx \frac{B}{B-1} \int_{-\infty}^\infty df p\left(\frac{Bw - f}{B-1}\right) \frac{1}{\tilde{a}_\ell} \tilde{F}^{(k)}\left(\frac{f - \tilde{b}_\ell}{\tilde{a}_\ell}\right) \quad (8)$$

The behavior of the distribution function in the above equation can be classified as follows:

(i) If \tilde{a}_ℓ diverges with ℓ , it is useful to rewrite (8) as

$$P_\ell^{(k)}(w) \approx B \int_{-\infty}^\infty dz p(z) \frac{1}{\tilde{a}_\ell} \tilde{F}^{(k)}\left(\frac{(1-B)z + Bw - \tilde{b}_\ell}{\tilde{a}_\ell}\right) \quad (9)$$

In the limit $\ell, w \rightarrow \infty$, the ratio z/\tilde{a}_ℓ in the argument of $\tilde{F}^{(k)}$ above can be ignored and we can write

$$P_\ell^{(k)}(w) \approx \frac{B}{\tilde{a}_\ell} \tilde{F}^{(k)}\left(\frac{Bw - \tilde{b}_\ell}{\tilde{a}_\ell}\right) \quad (10)$$

where we have used that $p(z)$ is normalised to unity. Thus up to a rescaling, the extreme value distribution function for correlated variables falls in the same universality class as the i.i.d. ones if the scale factor \tilde{a}_ℓ diverges. The scaling variable in (10) indicates that the distribution decays faster for correlated variables ($B > 1$) as one would intuitively expect. An example of a class of block fitness distribution for which \tilde{a}_ℓ diverges with ℓ is $p(f) = \delta f^{\delta-1} e^{-f^\delta}$. In this case, the Gumbel scaling function $\tilde{F}^{(1)}(y) = e^{-y} e^{-e^{-y}}$ with the location factor $\tilde{b}_\ell = (\ln \ell)^{\frac{1}{\delta}}$ and the scale factor

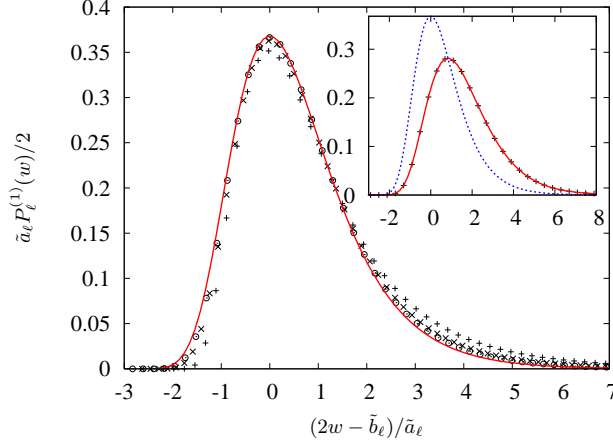


FIG. 2: Scaled distribution for the first maximum when the block fitness distribution $p(f) = e^{-\sqrt{f}}/(2\sqrt{f})$ (main) and e^{-f} (inset) for $B = 2$. The points refer to exact integration of (7) for $\ell = 10^2(+)$, $10^5(\times)$ and $10^{10}(\circ)$. The solid lines show (10) in main and (14) in inset. The inset also shows the Gumbel distribution for comparison (dotted curve).

$\tilde{a}_\ell = \delta^{-1}(\ln \ell)^{\frac{1-\delta}{\delta}}$ which diverges with ℓ for $0 < \delta < 1$ [1]. A good agreement is seen between the exact distribution (7) and asymptotic result (10) in Fig. 2 for $\delta = 1/2$.

(ii) If the scale factor \tilde{a}_ℓ vanishes as $\ell \rightarrow \infty$, a change of variables in (8) for $B > 1$ gives

$$P_\ell^{(k)}(w) \approx \frac{B}{B-1} \int_{-\infty}^{\infty} dz \tilde{F}(z) p\left(\frac{\tilde{a}_\ell z + \tilde{b}_\ell - Bw}{1-B}\right) \quad (11)$$

$$\approx \frac{B}{B-1} p\left(\frac{Bw - \tilde{b}_\ell}{B-1}\right), \quad B \neq 1 \quad (12)$$

where the last expression is obtained in the limit $\ell, w \rightarrow \infty$. Thus the probability distribution of the k th maximum is a rescaled parent distribution and independent of k if \tilde{a}_ℓ goes to zero with increasing ℓ . Figure 3 shows that for Gaussian distributed block fitnesses, the asymptotic distribution in (12) approaches the exact distribution in (7) as ℓ increases.

(iii) If the scale factor \tilde{a}_ℓ is independent of ℓ for large ℓ , one may expect new limiting distributions to arise. For example, for exponentially distributed block fitnesses ($\delta = 1$), the scale factor is unity and the limiting distribution of the k th maximum for i.i.d. variables is given by [1]

$$\tilde{P}_\ell^{(k)}(x) \approx \tilde{F}^{(k)}(y) = \frac{\exp(-e^{-y} - ky)}{(k-1)!} \sim \begin{cases} e^{-ky}, & y \rightarrow \infty \\ e^{-e^{-y}}, & y \rightarrow -\infty \end{cases} \quad (13)$$

where $y = x - \ln \ell$. Using this result in (8) for large ℓ , we can write

$$\begin{aligned} P_\ell^{(k)}(w) &\approx \frac{B}{B-1} \int_0^{Bw} df e^{-\frac{Bw-f}{B-1}} e^{-\ell e^{-f}} \frac{(\ell e^{-f})^k}{(k-1)!} \\ &= \frac{B}{B-1} \frac{(\ell e^{-Bw})^{\frac{1}{B-1}}}{(k-1)!} \int_{\ell e^{-Bw}}^{\ell} df e^{-f} f^{k-\frac{B}{B-1}} \\ &\approx \frac{B}{B-1} \frac{e^{-\frac{u}{B-1}}}{(k-1)!} \Gamma\left(k - \frac{1}{B-1}, e^{-u}\right) \end{aligned} \quad (14)$$

where the last expression is obtained in the scaling limit $\ell, w \rightarrow \infty$ keeping $u = Bw - \ln \ell$ finite and $\Gamma(a, z)$ is the incomplete gamma function [24]. When $u \rightarrow -\infty$, an asymptotic expansion for large e^{-u} shows that $P_\ell^{(k)}(w) \sim e^{-e^{-u}}$ and thus the behavior of the backward tail is similar to that in the i.i.d. case. On the other hand, when $u \rightarrow \infty$, the incomplete gamma function is well approximated by the complete gamma function $\Gamma\left(k - \frac{1}{B-1}, 0\right)$ except for $k = 1$ and $B = 2$ and thus gives $P_\ell^{(k)}(w) \sim e^{-u/(B-1)}$. For $k = 1$ and $B = 2$, the incomplete gamma function

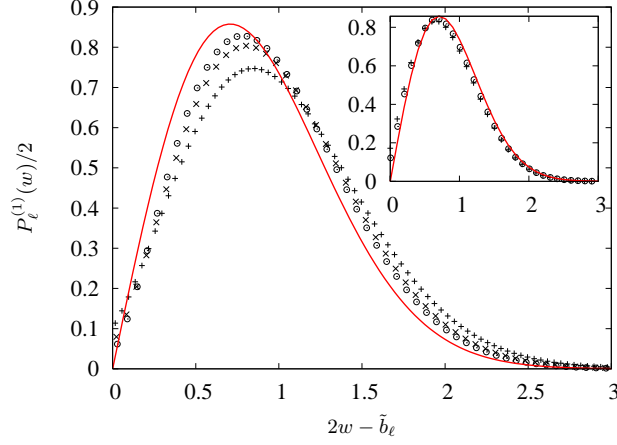


FIG. 3: Scaled distribution for the first maximum (main) and the second maximum (inset) for the block fitness distribution $p(f) = 2fe^{-f^2}$ and $B = 2$. The plot shown in points refer to exact integration of (7) for $\ell = 10^2(+)$, $10^5(\times)$ and $10^{10}(o)$ and the lines to (12).

$\Gamma(0, e^{-u}) \approx u - C$ where C is Euler-Mascheroni constant but the tail of the maximum value distribution decays exponentially fast in this case also. A comparison of the distribution $P_\ell^{(1)}(w)$ with the Gumbel distribution is shown in the inset of Fig. 2.

B. Multiple mutations in the initial sequence

We now turn to the case when a sequence is composed of two blocks and carries odd $D \geq 1$ mutations. For a sequence divided into two blocks of equal length, the sequence fitness is obtained by averaging over the fitness of the first block with d mutations and the second block with $d' = D - d$ mutations. Although the integer d runs from 0 to D , distinct sequence fitnesses are obtained if $d \leq d_u = (D - 1)/2$. As the first block can have $s_d = \binom{\ell}{d}$ independent fitnesses and the second block can have $s_{d'}$ fitnesses, the number of distinct sequence fitnesses is given by $N_D = \sum_{d=0}^{d_u} s_d s_{d'} = (1/2) \binom{L}{D}$ [24] which reduces to ℓ for $D = 1$.

We are interested in the distribution $P_{N_D}^{(1)}(w)$ of the largest fitness w among such N_D correlated fitnesses. It is convenient to work with the cumulative distribution $\mathcal{P}_{N_D}^{(1)}(w)$ defined as

$$\mathcal{P}_{N_D}^{(1)}(w) = \int_0^w dw' P_{N_D}^{(1)}(w') \quad (15)$$

which gives the probability that all the N_D fitnesses are smaller than w . If $\mathcal{G}_{s_d}(w)$ denote the probability that the fitness of all the sequences carrying d mutations in the first block and d' in the second block is smaller than w , we can write

$$\mathcal{P}_{N_D}^{(1)}(w) = \prod_{d=0}^{d_u} \mathcal{G}_{s_d}(w) \quad (16)$$

Our task thus reduces to finding the distribution $\mathcal{G}_{s_d}(w)$ which can be calculated in a manner similar to the single mutation case. For a given d , the largest sequence fitness $v = (f_d + f_{d'})/2$ is obtained when both the block fitnesses f_d and $f_{d'}$ of the first and second block respectively are the largest amongst the set of s_d and $s_{d'}$ i.i.d. random variables. Since the probability $\mathcal{G}_{s_d}(w)$ equals the probability that $v < w$, we get

$$\begin{aligned} \mathcal{G}_{s_d}(w) &= \int_0^\infty df_d \int_0^\infty df_{d'} \tilde{P}_{s_d}^{(1)}(f_d) \tilde{P}_{s_{d'}}^{(1)}(f_{d'}) \Theta(w - v) \\ &= \int_0^\infty df_d \tilde{P}_{s_d}^{(1)}(f_d) \tilde{\mathcal{P}}_{s_{d'}}^{(1)}(2w - f_d) \end{aligned} \quad (17)$$

$$= \int_0^\infty df_{d'} \tilde{\mathcal{P}}_{s_d}^{(1)}(2w - f_{d'}) \tilde{P}_{s_{d'}}^{(1)}(f_{d'}) \quad (18)$$

where the distribution $\tilde{\mathcal{P}}(w) = \int_0^w dw' \tilde{P}(w')$.

In the limit $\ell \rightarrow \infty$, the distributions $\mathcal{G}_{s_0}(w)$ and $\mathcal{G}_{s_d}(w)$, $d > 0$ need to be analysed separately. In the former case, since $s_0 = 1$ on using (1) and (2) in (18) we have

$$\mathcal{G}_{s_0}(w) \approx \int_{-\infty}^{\infty} df q(2w - f) \frac{1}{\tilde{a}_{s_D}} \tilde{F}^{(1)} \left(\frac{f - \tilde{b}_{s_D}}{\tilde{a}_{s_D}} \right) \quad (19)$$

which is simply the cumulative maximum value distribution for s_D random variables when there is a single mutation in the initial sequence and therefore exhibits a behavior similar to that already discussed in Sec. III A. For $d > 0$, as both $s_d, s_{d'}$ are large for $\ell \gg 1$, using (2) in (17) we get

$$\mathcal{G}_{s_d}(w) \approx \int_{-\infty}^{\infty} df \frac{1}{\tilde{a}_{s_d}} \tilde{F}^{(1)} \left(\frac{f - \tilde{b}_{s_d}}{\tilde{a}_{s_d}} \right) \tilde{\mathcal{F}}^{(1)} \left(\frac{2w - f - \tilde{b}_{s_{d'}}}{\tilde{a}_{s_{d'}}} \right) \quad (20)$$

$$\approx \tilde{\mathcal{F}}^{(1)} \left(\frac{2w - \tilde{b}_{s_d} - \tilde{b}_{s_{d'}}}{\tilde{a}_{s_{d'}}} \right) \quad (21)$$

where $\tilde{\mathcal{F}}(w) = \int_0^w dw' \tilde{F}(w')$ and the last expression is obtained if $\tilde{a}_{s_d}/\tilde{a}_{s_{d'}} \rightarrow 0$ as $\ell \rightarrow \infty$. The distribution $\mathcal{G}_{s_d}(w)$ can be found in a similar manner in the opposite limit $\tilde{a}_{s_{d'}}/\tilde{a}_{s_d} \rightarrow 0$ and we have

$$\mathcal{G}_{s_d}(w) \approx \begin{cases} \tilde{\mathcal{F}}^{(1)} \left(\frac{2w - \tilde{b}_{s_d} - \tilde{b}_{s_{d'}}}{\tilde{a}_{s_{d'}}} \right), & \text{if } \tilde{a}_{s_d}/\tilde{a}_{s_{d'}} \rightarrow 0 \\ \tilde{\mathcal{F}}^{(1)} \left(\frac{2w - \tilde{b}_{s_d} - \tilde{b}_{s_{d'}}}{\tilde{a}_{s_d}} \right), & \text{if } \tilde{a}_{s_{d'}}/\tilde{a}_{s_d} \rightarrow 0 \end{cases} \quad (22a)$$

$$\quad (22b)$$

Thus if the appropriate scale factor ratio vanishes for all $d \leq d_u$, one can express $\mathcal{P}_{N_D}^{(1)}(w)$ as a product of the parent distribution q and the i.i.d. functions $\tilde{\mathcal{F}}$. Otherwise a novel distribution may be expected. If each integral in the product on the right hand side (RHS) of (16) can be calculated, a further step is required for $D > 1$ to ascertain if there is a single scaling variable and the product is reducible to a single function. To illustrate these points, we now apply the above discussion to specific block fitness distributions:

(i) For a class of block fitness distributions $p(f) = \gamma e^{-f^{-\gamma}} f^{-1-\gamma}$, $\gamma > 0$ which decay as a power law, the location factor $\tilde{b}_N = 0$ and the scale factor $\tilde{a}_N = N^{1/\gamma}$ so that the ratio $\tilde{a}_{s_d}/\tilde{a}_{s_{d'}} = (s_d/s_{d'})^{1/\gamma}$. As described below, two distinct cases arise depending on whether the number of mutations D is comparable to ℓ :

Case a. When $D/\ell \rightarrow 0$ as $\ell \rightarrow \infty$, using the approximation $s_d \approx \ell^d/d!$, we find that $\tilde{a}_{s_d}/\tilde{a}_{s_{d'}} \sim \ell^{2d-D}$ which vanishes for all $d \leq d_u$ for large ℓ . Then due to (22a), the cumulative distribution $\mathcal{P}_{N_D}^{(1)}(w)$ for large ℓ can be written as

$$\mathcal{P}_{N_D}^{(1)}(w) \approx \prod_{d=0}^{d_u} \tilde{\mathcal{F}}^{(1)} \left(\frac{2w}{\tilde{a}_{s_{d'}}} \right) = \prod_{d=d_u+1}^D \tilde{\mathcal{F}}^{(1)} \left(\frac{2w}{\tilde{a}_{s_d}} \right) \quad (23)$$

where the cumulative Fréchet distribution $\tilde{\mathcal{F}}^{(1)}(y) = e^{-y^{-\gamma}}$, $y > 0$ and zero otherwise [1]. In the limit $w, \ell \rightarrow \infty$ with $W_n = 2w/\tilde{a}_{s_n}$ fixed, as the Fréchet scaling function

$$\tilde{\mathcal{F}}^{(1)} \left(\frac{2w}{\tilde{a}_{s_m}} \right) = \tilde{\mathcal{F}}^{(1)} \left(\frac{W_n \tilde{a}_{s_n}}{\tilde{a}_{s_m}} \right) \rightarrow \begin{cases} 1 & \text{if } m < n \\ 0 & \text{if } m > n \end{cases} \quad (24a)$$

$$\quad (24b)$$

a nontrivial extreme value distribution is obtained if $W_D = 2w/\tilde{a}_{s_D}$ is kept fixed. Thus we find that the maximum value distribution is given by

$$P_{N_D}^{(1)}(w) \approx \frac{2}{\tilde{a}_{s_D}} \tilde{F}^{(1)} \left(\frac{2w}{\tilde{a}_{s_D}} \right) \quad (25)$$

which is verified in Fig. 4 for $D = 5$ and $\gamma = 1$. As the above result holds for $D = 1$ as well (see (10)), we conclude that the universality class does not change from the i.i.d. class for $1 \leq D \ll \ell$ for parent distributions decaying as a power law.

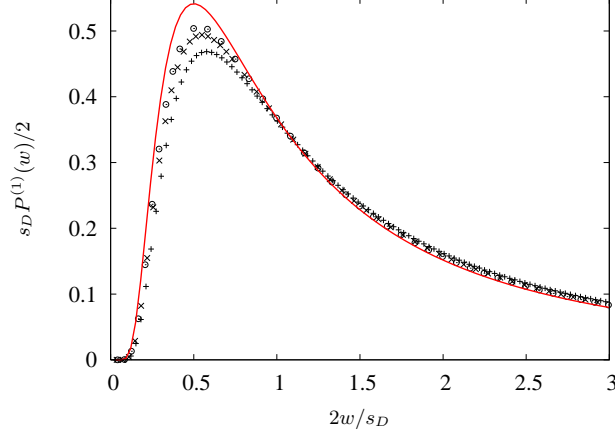


FIG. 4: Scaled distribution for the first maximum for $p(f) = f^{-2}e^{-1/f}$ and $D = 5$ obtained using exact integration of (16) for $\ell = 40(+)$, $60(\times)$ and $80(o)$. The solid line shows the Fréchet scaling function $\tilde{F}^{(1)}(y) = y^{-2}e^{-1/y}$.

Case b. For finite D/ℓ in the large ℓ limit, we can write

$$\frac{s_d}{s_{d'}} = \prod_{n=1}^{D-2d} \frac{d+n}{\ell-D+d+n} \approx \begin{cases} \exp \left[\ell \int_0^{R-2r} dx \ln \left(\frac{r+x}{1-R+r+x} \right) \right], & R-2r > 0 \\ \left(\frac{r}{1-r} \right)^{D-2d}, & R-2r = 0 \end{cases} \quad (26a)$$

where $r = d/\ell$ and $R = D/\ell$. Since the integrand in the exponential on the RHS of (26a) is always negative, $s_d/s_{d'}$ decays to zero as ℓ increases for nonzero $R-2r$ but remains finite for vanishing $R-2r$. As a result, the integral in (17) or (18) does not reduce to i.i.d. distributions for $d \sim d_u$ and we may expect novel extreme value distributions for $D \sim \ell$.

(ii) A similar analysis can be carried out for bounded distributions $p(f) = \nu(1-f)^{\nu-1}$, $\nu > 0$ for which $\tilde{b}_N = 1$ and $\tilde{a}_N = N^{-1/\nu}$. When the number of mutations $D = 1$, a nonuniversal parent distribution is obtained by replacing ℓ by s_D in (12) while a rescaled universal distribution holds for $1 < D \ll \ell$. Since the ratio $\tilde{a}_{s_{d'}}/\tilde{a}_{s_d} \rightarrow 0$ as $\ell \rightarrow \infty$, due to (12) and (22b), we get

$$\mathcal{P}_{N_D}^{(1)}(w) \approx q(2w-1) \prod_{d=1}^{d_u} \tilde{\mathcal{F}}^{(1)} \left(\frac{2(w-1)}{\tilde{a}_{s_d}} \right) \quad (27)$$

where the Weibull distribution $\tilde{\mathcal{F}}^{(1)}(y) = e^{-(y)^\nu}$, $y \leq 0$ and unity otherwise [1]. As $w \rightarrow 1$ and $\ell \rightarrow \infty$, while the cumulative distribution $q \rightarrow 1$, the distribution $\tilde{\mathcal{F}}^{(1)}[2(w-1)/\tilde{a}_{s_m}]$ approaches zero for $m > n$ and unity for $m < n$ if $W_n = 2(w-1)/\tilde{a}_{s_n}$ is kept fixed. Then a nontrivial maximum value distribution is obtained if $2(w-1)/\tilde{a}_{s_{d_u}}$ remains finite and we obtain

$$P_{N_D}^{(1)}(w) \approx \frac{2}{\tilde{a}_{s_{d_u}}} \tilde{F}^{(1)} \left(\frac{2(w-1)}{\tilde{a}_{s_{d_u}}} \right), \quad 1 < D \ll \ell \quad (28)$$

However for $D \sim \ell$, new extreme value distributions are expected for the reasons mentioned above.

(iii) We finally consider block fitness distributions for which the scale factor ratio typically tends to a finite limit as $\ell \rightarrow \infty$. For $p(f) = \delta f^{\delta-1} e^{-f^\delta}$ considered in Sec. III A, the scale factor ratio $\tilde{a}_{s_d}/\tilde{a}_{s_{d'}} = (\ln s_d / \ln s_{d'})^{(1-\delta)/\delta}$, $\delta \neq 1$. Using Stirling's approximation for $d > 0$, we may write

$$\frac{\ln s_d}{\ln s_{d'}} \approx \frac{r \ln((1-r)/r) - \ln(1-r)}{r' \ln((1-r')/r') - \ln(1-r')} \rightarrow \begin{cases} \text{constant, if } D/\ell \rightarrow 0 \\ 0, \text{ if } d/\ell \rightarrow 0, D/\ell \text{ finite} \\ \text{constant, if both } d/\ell, D/\ell \text{ finite} \end{cases} \quad (29a)$$

where $r = d/\ell$ and $r' = d'/\ell$. Thus we cannot express $\mathcal{P}^{(1)}(w)$ in terms of the known functions even for $1 < D \ll \ell$ when $\delta \neq 1$. But some progress is possible for $\delta = 1$ which we discuss next.

As we have already mentioned, for $p(f) = e^{-f}$ the scale factor is independent of ℓ and thus the scale ratio is a constant for any D . However it is possible to find \mathcal{G}_{s_d} for all $d \leq d_u, D \geq 1$ for exponentially distributed fitnesses. Although the maximum value distribution for this case has been studied in a previous work [23], here we present a simpler derivation. For large ℓ , using (13) for $k = 1$ in (18), we obtain

$$\mathcal{P}_{N_D}^{(1)}(w) \approx \int_0^{2w} df_0 (1 - e^{-2w+f_0}) s_D e^{-f_0} e^{-s_D e^{-f_0}} \prod_{d=1}^{d_u} \int_0^{2w} df_d e^{-s_d e^{-2w+f_d}} s_{d'} e^{-f_d} e^{-s_{d'} e^{-f_d}} \quad (30)$$

$$= \int_{s_D e^{-2w}}^{s_D} df_0 e^{-f_0} \left(1 - \frac{s_D e^{-2w}}{f_0}\right) \prod_{d=1}^{d_u} \int_{s_{d'} e^{-2w}}^{s_{d'}} df_d e^{-f_d} e^{-s_d s_{d'} e^{-2w}/f_d} \quad (31)$$

where we have used (19) for $d = 0$ term. In the limits $w, \ell \rightarrow \infty$, the above integrals are nontrivial if $W_d = s_d s_{d'} e^{-2w}$ is finite and we get

$$\mathcal{P}_{N_D}^{(1)}(w) \approx \int_{W_0}^{\infty} df_0 e^{-f_0} \left(1 - \frac{W_0}{f_0}\right) \prod_{d=1}^{d_u} \int_0^{\infty} df_d e^{-f_d} e^{-W_d/f_d} \quad (32)$$

$$= [e^{-W_0} - W_0 \Gamma(0, W_0)] \prod_{d=1}^{d_u} 2\sqrt{W_d} K_1(2\sqrt{W_d}) \quad (33)$$

where $K_1(x)$ is the modified Bessel function of second kind [24]. One can check that the above equation reduces to the cumulative distribution for $D = 1$ obtained in Sec. III A on using $W_0 = e^{-u}$ in (14) [25]. We now consider the above cumulative distribution when D/ℓ is zero and when it is finite in the large ℓ limit.

Case a. Since the distribution \mathcal{G}_{s_d} moves towards larger w as d increases (see Fig. 5), we may try W_{d_u} as a scaling variable to reduce the product in (16) to a single function. For $D \ll \ell$ on using $s_d \approx \ell^d/d!$ for large ℓ , we see that

$$\frac{W_d}{W_{d_u}} \approx \frac{d_u!(D - d_u)!}{d!(D - d)!} \quad (34)$$

which is finite for all $d < d_u$. Thus unlike for the algebraically decaying or bounded block fitness distributions, all the factors in (33) contribute to the cumulative distribution $\mathcal{P}_{N_D}^{(1)}(w)$.

Case b. For $D \sim \ell$, the ratio W_d/W_{d_u} goes to zero for nonzero $R - 2r$ and unity for vanishing $R - 2r$:

$$\frac{W_d}{W_{d_u}} = \prod_{n=1}^{d_u-d} \frac{d+n}{D-d_u+n} \times \frac{\ell - D + d + n}{\ell - d_u + n} \approx \begin{cases} \exp \left[\ell \int_0^{\frac{R-2r}{2}} dx \ln \left(\frac{r+x}{(R/2)+x} \times \frac{1-R+r+x}{1-(R/2)+x} \right) \right], & R - 2r \neq 0 \\ 1, & R - 2r = 0 \end{cases} \quad (35a)$$

Thus although each term in (16) can be calculated (unlike for other block fitness distributions discussed above), most of the terms contribute to the distribution. As shown in Fig. 5, the distribution \mathcal{G}_{s_d} 's are quite well separated for small d but get clustered at larger d which is consistent with the behavior of W_d/W_{d_u} discussed above.

IV. CONCLUSIONS

A set of random variables obtained by summing a fixed number of i.i.d. random variables are correlated when they have at least one common term in the sum. Such nonindependent variables may describe diverse quantities such as breeding value of an animal [26, 27], fitness of a protein or antibody [17] and energy of a directed polymer [11]. For two different linear combinations of i.i.d. random variables, we showed that as the sum is over a set of independently distributed variables, it is possible to write the extreme value distribution for weakly correlated random variables as an integral involving the maximum value distribution of i.i.d. random variables which makes the problem amenable to analysis at least in some cases. Interestingly even with weak correlations, a rich variety of extreme value distributions result: they can be highly nonuniversal parent distributions or universal extreme value distributions for i.i.d. random variables or novel distributions unrelated to these.

When a single mutation occurs in the initial sequence, the limiting extreme value distribution (up to a rescaling) is found to be one of the i.i.d. distributions when the initial distribution $p(f)$ decays faster than an exponential and parent distribution if $p(f)$ decays slower than an exponential but a novel distribution appears for exponentially decaying $p(f)$. Such a classification has also been observed in the context of near-extreme value statistics of i.i.d.

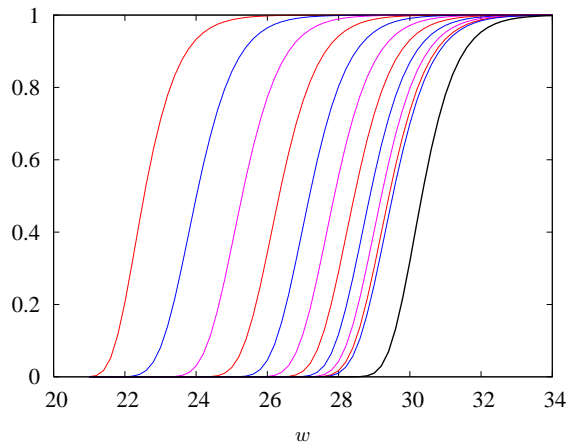


FIG. 5: Cumulative distribution $\mathcal{P}^{(1)}(w)$ (bold line) for exponential parent distribution when $D = 21$ and $\ell = 80$ obtained using (30). The other curves show the individual factors \mathcal{G}_{s_d} in the product in (30) with $d = 0, \dots, d_u$ (left to right).

random variables [28]. The situation is more complex when multiple mutations are introduced in the initial sequence. When the number of mutations D does not scale with ℓ so that $D/\ell \rightarrow 0$ for large ℓ , our analysis showed that $D = 1$ and $1 < D \ll \ell$ may exhibit different distributions. While the algebraically decaying parent distributions remain robust in that the universal Fréchet distribution holds for $1 \leq D \ll \ell$, for bounded distributions the nonuniversal parent distribution for single mutation problem changed to universal Weibull distribution for $D > 1$. For unbounded, non-exponential parent distributions decaying faster than a power law also, the extreme value distribution for single mutation case fail to hold for $D > 1$. For all the three classes of block fitness distributions considered, novel extreme value distributions are expected if the number of mutations in both blocks is comparable to the block length. For exponentially distributed block fitnesses, we analysed the maximum value distribution for all D and gave explicit expressions for two new extreme value distributions (see (14) and (33)). It would be very interesting to see if they occur in other extreme value problems as well.

Acknowledgments: The author thanks S. Sabhapandit for pointing out reference [28].

-
- [1] H.A. David and H.N. Nagaraja. *Order Statistics*. Wiley, New York, 2003.
 - [2] M. Clusel and E. Bertin. Global fluctuations in physical systems: a subtle interplay between sum and extreme value statistics. *Int. J. Mod. Phys. B*, 22:3311–3368, 2008.
 - [3] R. W. Katz, M. B. Parlange, and P. Naveau. Statistics of extremes in hydrology. *Advances in Water Resources*, 25:1287, 2002.
 - [4] J. H. Gillespie. *The Causes of Molecular Evolution*. Oxford University Press, Oxford, 1991.
 - [5] P. Embrechts, C. Klüppelberg, and T. Mikosch. *Modelling Extremal Events: for Insurance and Finance*. Springer, Berlin, 2005.
 - [6] S. Seetharaman and K. Jain. Evolutionary dynamics on strongly correlated fitness landscapes. *Phys. Rev. E*, 82:031109, 2010.
 - [7] M.R. Leadbetter, G. Lindgren, and H. Rootzén. *Extremes and related properties of random sequences and processes*. Springer, Berlin, 1983.
 - [8] David Carpentier and Pierre Le Doussal. Glass transition of a particle in a random potential, front selection in nonlinear renormalization group, and entropic phenomena in Liouville and sinh-Gordon models. *Phys. Rev. E*, 63(2):026110, 2001.
 - [9] Y. V. Fyodorov and J.-P. Bouchaud. Freezing and extreme-value statistics in a random energy model with logarithmically correlated potential. *J. Phys. A: Math. Theor.* 41:372001, 2008; Y.V. Fyodorov, P. Le Doussal, and A. Rosso. Statistical mechanics of logarithmic REM: Duality, freezing and extreme value statistics of $1/f$ noises generated by Gaussian free fields. *J. Stat. Mech.*, page P10005, 2009.
 - [10] T. Antal, M. Droz, G. Györgyi and Z. Rácz. $1/f$ noise and extreme value statistics. *Phys. Rev. Lett.* 87: 240601, 2001.
 - [11] D.S. Dean and S.N. Majumdar. Extreme-value statistics of hierarchically correlated variables deviation from Gumbel statistics and anomalous persistence. *Phys. Rev. E*, 64:046121, 2001.
 - [12] S.N. Majumdar and A. Comtet. Exact maximal height distribution of fluctuating interfaces. *Phys. Rev. Lett.*, 92:225501, 2004.

- [13] M.R. Evans and S.N. Majumdar. Condensation and extreme value statistics. *J. Stat. Mech.*, page P05004, 2008.
- [14] K. Jain and J. Krug. Evolutionary trajectories in rugged fitness landscapes. *J. Stat. Mech.: Theor. Exp.*, page P04008, 2005.
- [15] C. Carneiro and D.L. Hartl. Adaptive landscapes and protein evolution. *Proc. Natl. Acad. Sci. USA*, 107:1747–1751, 2010.
- [16] C. R. Miller, P. Joyce, and H.A. Wichman. Mutational effects and population dynamics during viral adaptation challenge current models. *Genetics*, 187:185–202, 2011.
- [17] A.S. Perelson and C.A. Macken. Protein evolution on partially correlated landscapes. *Proc. Natl. Acad. Sci. USA*, 92:9657–9661, 1995.
- [18] S. A. Kauffman. *The Origins of Order*. Oxford University Press, New York, 1993.
- [19] T. Aita, H. Uchiyama, T. Inaoka, M. Nakajima, T. Kokubo, and Y. Husimi. Analysis of a local fitness landscape with a model of the rough mt. fuji-type landscape: Application to prolyl endopeptidase and thermolysin. *Biopolymers*, 54:64–79, 2000.
- [20] S. Kryazhimskiy, G. Tkacik, and J.B. Plotkin. The dynamics of adaptation on correlated fitness landscapes. *Proc. Natl. Acad. Sci. USA*, 106:18638–18643, 2009.
- [21] H. A. Orr. The population genetics of adaptation on correlated fitness landscapes: The block model. *Evolution*, 60:1113, 2006.
- [22] J. J. Welch and D. Waxman. The NK model and population genetics. *J. Theor. Biol.*, 234:329–340, 2005.
- [23] K. Jain, A. Dasgupta, and G. Das. Exact and limit distributions of the largest fitness on correlated fitness landscapes. *J. Stat. Mech.*, page L10001, 2009.
- [24] I.S. Gradshteyn and I.M. Ryzhik. *Table of Integrals, Series, and Products*. Academic Press, New York, 1980.
- [25] The first factor in (33) was not taken into account in [23].
- [26] W.G. Hill. Order statistics for correlated variables and implications in genetic selection programmes. *Biometrics*, 32:889–902, 1976.
- [27] J.O. Rawlings. Order statistics for a special class of unequally correlated multinormal variates. *Biometrics*, 32:875–887, 1976.
- [28] S. Sabhapandit and S.N. Majumdar. Density of near-extreme events. *Phys. Rev. Lett.*, 98:140201, 2007.