

Decentralised Learning MACs for Collision-free Access in WLANs

Minyu Fang, David Malone, Ken R. Duffy, and Douglas J. Leith

Abstract—By combining the features of CSMA and TDMA, fully decentralised WLAN MAC schemes have recently been proposed that converge to collision-free schedules. In this paper we describe a MAC with optimal long-run throughput that is almost decentralised. We then design two schemes that are practically realisable, decentralised approximations of this optimal scheme and operate with different amounts of sensing information. We achieve this by (1) introducing learning algorithms that can substantially speed up convergence to collision free operation; (2) developing a decentralised schedule length adaptation scheme that provides long-run fair (uniform) access to the medium while maintaining collision-free access for arbitrary numbers of stations.

Index Terms—learning MAC, collision-free MACs, convergence time, schedule length adaptation

1 INTRODUCTION

IN Wireless Local Area Networks (WLANs), the Medium Access Control (MAC) protocol regulates access to the communication channel and plays an important role in determining channel utilisation. Based on Carrier Sense Multiple Access/Collision Avoidance (CSMA/CA), the IEEE 802.11 Distributed Coordination Function (DCF) is the most commonly employed MAC in WLANs. In this MAC, time on the medium is divided into idle slots of fixed length, $\sigma\mu s$, and busy slots of variable length during transmissions. Frames are positively acknowledged to allow retransmission on failure. In a network with more than one transmitter, a significant disadvantage of the DCF is that there is a persistent possibility of collision. In contrast, Time Division Multiple Access (TDMA) based MACs can make better use of the radio channel by eliminating collisions. However, traditional TDMA has drawbacks, typically employing a central controller that must maintain detailed knowledge of each station queue occupancy and their topology, which requires extra exchanges of data.

New hybrid MAC protocols that retain the best aspects of both TDMA and CSMA/CA have recently been proposed. For example, Fig. 1 shows the throughput performance of a number of MACs that we will discuss, which can be seen to outperform DCF by almost 30% by avoiding collisions. ZC [1] is a decentralised scheme that achieves fast convergence to collision-free operation using information about every MAC slot, not just those where it transmits, as DCF does. Another collision-free scheme, Learning Binary Exponential Backoff (L-BEB) [2] uses a fixed or reselected random backoff value to achieve collision-avoidance. Like 802.11's DCF, it chooses backoff values based on the success or failure of the last transmission, making it amenable to implementation on existing platforms. L-BEB converges to collision-free operation considerably more slowly than ZC. Other schemes have also been proposed, see Section 2 for a brief review.

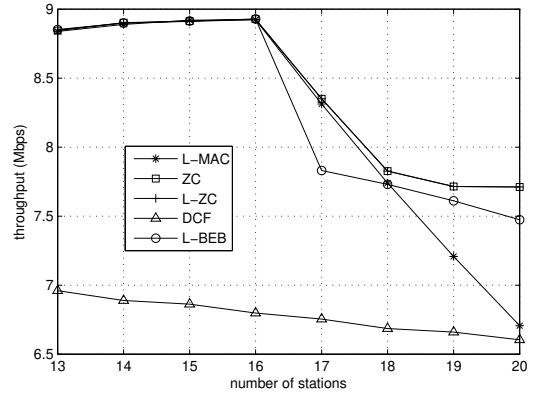


Fig. 1. Network throughput vs. number of stations, comparison of MACs. Schedule length $C = 16$. Ns-2 simulations. L-ZC overlays ZC.

Both ZC and L-BEB effectively allow each station to independently produce a periodic schedule of when to transmit, in terms of MAC slots, where each slot begins at the point DCF would decrement its counter, resulting in an idle slot, a successful transmission or a collision. As the schedules are periodic and have a length corresponding to a fixed number of slots, no agreement is required on the labelling of the slots and the important factor for collision free operation is that stations transmit periodically but in different parts of the schedule (see Fig. 2). Consider a CSMA-like implementation, where stations choose a backoff counter and then transmit after observing that number of idle slots. Then periodic schedules are obtained when each station chooses a fixed backoff counter equal to the schedule length.

An ideal revision of a TDMA/CSMA hybrid would work with a schedule with the number of slots equal to the number of active stations and then instantly converge to a collision-free allocation of stations to slots. This MAC would ensure there was a successful transmission in every MAC slot, and so would offer high performance. In practice, convergence is

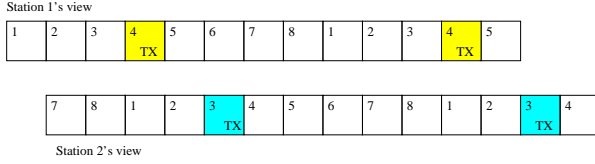


Fig. 2. Two stations using a schedule length of $C = 8$, with differing views of where the schedule begins and ends, but achieving collision-free operation. Note, the slots shown are not fixed time PHY slots, but correspond to MAC level slots that will be filled by counter decrements, transmissions or collisions.

not instantaneous and the number of active stations may not be fixed (or even known to all) in a decentralised system.

In this paper, we propose two modifications that can be made to L-BEB and ZC to provide a good approximation to this ideal hybrid MAC.

- 1) We adapt ideas from a decentralised channel selection algorithm introduced in [3], [4], inspired by learning automata [5], to improve convergence times. In particular, we propose a fully decentralised Learning MAC (L-MAC) that uses the same information as L-BEB, but achieves convergence orders of magnitude more quickly. Similar ideas are also applied to ZC, and we demonstrate a learning version, L-ZC provides convergence that is faster than ZC.
- 2) In Fig. 1, throughput begins to fall when the number of active stations exceeds 16, the selected schedule length. When the number of active stations exceeds the schedule length, collisions are inevitable. Fortunately, the quick convergence that is provided by learning allows us to introduce a mechanism that automatically adapts schedule length. Using the information available to ZC, we show how the schedule could be adapted in a centralised way. We then show how this can be performed in a decentralised fashion that does not require agreement between stations while crucially retaining fairness properties expected of the MAC. This allows MACs to scale to any number of stations. We call the resulting MACs A-L-MAC and A-L-ZC.

These final algorithms are fully decentralised and do not require information exchange among transmitting stations or additional control frames that would increase system complexity. (A-)L-MAC only uses feedback concerning whether each transmission is successful or not. This information is already provided by IEEE 802.11 hardware and, thus, L-MAC can be implemented with relatively minor changes on a flexible MAC platform. In contrast both ZC and (A-)L-ZC provide enhanced performance but require additional information on each slot on the medium, restricting their implementation to future hardware.

We prove that L-MAC and L-ZC converge to a collision-free schedule, if one exists. We determine how to set the learning parameters of these algorithms. For L-MAC, we use simulations to choose parameters that offer a balance between fairness and efficiency. For L-ZC we provide mathematical

analysis of convergence time that enables analytic optimisation of the algorithms parameters.

By avoiding collisions, network throughput is significantly higher than DCF. In particular, reducing the convergence time to collision-free operation offers improved performance for delay-sensitive traffic such as voice, in addition to enhancing throughput in networks with many station where the 802.11 collision rate is likely to be large [6]. Faster convergence also allows these schemes to accommodate changing network conditions. Finally, scalability to networks of any size is enabled by addressing the fundamental issue of adapting the schedule length in a decentralised way while still retaining fairness.

The reminder of this paper is organised as follows. Section 2 outlines the related work on collision-free channel access methods. L-MAC and L-ZC are defined in Section 3 and appropriate values for their parameters are identified in Section 4. The schedule length adaptation scheme for optimal long-run throughput is described in Section 5, along with its practical decentralised approximations A-L-MAC and A-L-ZC. Simulation results are provided to illustrate performance in Section 6, where we look at factors such as performance in the face of imperfect channels and reconvergence time after network changes. Section 7 draws conclusions. The appendices contain analytic results regarding the performance of L-MAC and L-ZC.

2 RELATED WORK

Z-MAC [7] is a hybrid protocol that combines TDMA with CSMA in wireless multi-hop networks. Z-MAC assigns each station a slot, but other stations can borrow the slot, with contention, if its owner has no data to send; the collision-free MAC proposed in [8] has less communication complexity. Both of these MACs experience the same drawback that extra information exchange beacons are required. These introduce additional system complexity, including neighbour discovery, local frame exchange and global time synchronisation.

A collision-free MAC is introduced in [9] for wireless mesh backbones. It guarantees priority access for real-time traffic, but it is restricted to a fixed wireless network and requires extra control overhead for every transmission. Ordered CSMA [10] uses a centralised controller to allocate packet transmission slots. It ensures that each station transmits immediately after the data frame transmission of the previous station. It has the drawback of requiring a centralised controller with its associated coordination overhead.

Recently, Barcelo et al. [2] proposed Learning-BEB, based on a modification of the conventional 802.11 DCF. In a decentralised fashion, it ultimately achieves collision-free TDMA-like operation for all stations. The basic principle of its operation is that similarly to the 802.11 DCF, stations use a backoff counter and transmit after observing that number of idle slots. However, in Learning-BEB all stations choose a fixed, rather than random, value for the backoff counter after a successful transmission. After a colliding transmission, they choose the backoff counter uniformly at random, as in the DCF. We can think of this as each station randomly choosing a

slot in a schedule, until they all choose a distinct slot. Arriving at this collision-free schedule can take a substantial period of time. In particular, when the number of slots in a schedule is close to the number of stations, it will take an extremely long time to converge to collision-free scenario. The authors of [11] propose a scheme, SRB, that is similar in spirit to L-BEB.

In hashing backoff [12] each station chooses its backoff value by using asymptotically orthogonal hashing functions. Its aim is to converge to a collision-free state. One structural difference from L-BEB [2] is that [12] introduces an algorithm to dynamically adapt the schedule length using a technique similar to Idle Sense [13]. The broad principles of these MAC protocols are similar and both have the drawbacks of slower convergence speed to a collision-free state and lower robustness to new entrants to the wireless network, relative to our improvements.

A randomised MAC scheme for wireless mesh networks is proposed in [14] that also aims to construct a collision-free schedule. The scheme allocates multiple fixed-length slots in a fixed-length schedule to satisfy station demands using on-hop message passing. If additional sensing information is available, the authors also show how to improve convergence of the algorithm through the use of extra state information.

ZC is proposed in [1]. We can regard ZC as being similar to L-BEB in that on success it effectively chooses a fixed backoff. On failure, however, a station looks at the occupancy of slots in the previous schedule. The station chooses uniformly between the slot it failed on previously and the slots that were idle in the last schedule. By avoiding other busy slots, which other stations have ‘reserved’, ZC finds a collision-free allocation more quickly than other schemes.

3 LEARNING MAC AND LEARNING ZC

In this section we consider how learning can be applied to ZC and L-BEB to improve how quickly they converge to a collision-free schedule. We describe the scheme for ZC first, as it is more simple. The scheme for L-BEB is more complex, but offers much greater improvements in convergence times, without the use of additional sensing information.

3.1 The L-ZC protocol

L-ZC is a modification of the ZC protocol proposed in [1]. In ZC, each station initially chooses randomly and uniformly from the all available slots. If it is successful, it chooses the same slot in the next schedule. Otherwise, it notes the n_i idle slots from the previous schedule and the slot that resulted in a collision, and for the next schedule it chooses randomly among these with a uniform probability $1/(n_i + 1)$.

In L-ZC we introduce a parameter γ , that will control the probability that we choose the same slot after a collision.

- 1) Initially L-ZC chooses a slot uniformly in $\{1, 2, \dots, C\}$.
- 2) After each schedule, L-ZC updates its choice of slot. If the station transmits successfully, or it does not transmit but its chosen slot is idle, then it chooses the same slot again.

If the stations transmission fails, or there is no transmission and the station observes a transmission in its

chosen slot, then the station selects the same slot with probability γ or chooses one of the n_i idle slots with probability $(1 - \gamma)/n_i$.

- 3) Return to step 2).

The rationale is that different numbers of stations see particular slots as available for choice, depending on whether a slot was idle, busy or the chosen slot of a particular station in the previous schedule. By controlling the weight assigned to collision slots, we are able to improve convergence times.

L-ZC uses the same information that ZC does. It needs to know if its own transmission was successful and which of the previous schedule’s slots were idle.

Theorem 1: Suppose that all stations employ the decentralised L-ZC. Assuming that the number of stations N is not more than C , for any $\gamma \in (0, 1)$ the network converges with probability one in finite time to a collision-free schedule.

Proof: See Appendix. \square

3.2 The L-MAC protocol

Here we propose a decentralised Learning MAC (L-MAC), which can be regarded as an evolution of L-BEB [2] incorporating ideas from the self-managed decentralised channel selection algorithm in [3]. The primary difference between L-MAC and L-BEB is that in L-BEB collisions cause memory to be lost of the current schedule. In contrast, L-MAC keeps some state: each station that has found a slot that previously did not have competition is likely to persist with that slot even after a small number of collisions. To achieve this a probability distribution is introduced as internal state for each station. It determines the likelihood of choosing each slot in a periodic schedule $\{1, \dots, C\}$. The advantage of learning is that it introduces a stickiness that improves the speed of convergence to a collision-free transmission schedule and facilitates quick re-convergence to a new schedule when additional stations join an existing network.

L-MAC’s slot selection algorithm has a parameter $\beta \in (0, 1)$, the learning strength. For each station, L-MAC is defined as follows for each station.

- 1) The probability vector $\mathbf{p}(0)$ is initialised at time 0 to the uniform distribution,

$$\mathbf{p}(0) = [p_1(0), \dots, p_C(0)] = \left[\frac{1}{C}, \dots, \frac{1}{C} \right].$$

and a slot $s(0)$ is randomly selected in $\{1, \dots, C\}$ according to the probabilities $\mathbf{p}(0)$.

- 2) Let $s(n)$ denote the slot selected for transmission in the n ’th schedule. We update the probabilities according to success or failure of a transmission in the slot.

Success: If the station has a packet to send and is successful or if it has no packet to send and observes the medium to be idle during slot $s(n)$, then $\mathbf{p}(n + 1)$ is set to

$$\begin{aligned} p_{s(n)}(n + 1) &= 1 \\ p_j(n + 1) &= 0 \end{aligned}$$

for all $j \neq s(n)$, $j \in \{1, \dots, C\}$. That is, after selecting a non-colliding slot in the schedule, the station will persist with the same slot $s(n)$ in the following schedule.

Failure: If transmitting in slot $s(n)$ results in a collision or if the station has no packet to send and observes the medium to be busy during slot $s(n)$, then $\mathbf{p}(n+1)$ is set to be

$$p_{s(n)}(n+1) = \beta p_{s(n)}(n)$$

$$p_j(n+1) = \beta p_j(n) + \frac{1-\beta}{C-1}$$

for all $j \neq s(n)$, $j \in \{1, \dots, C\}$. That is, after a failed transmission, a station reduces the probability that it selects the same slot again, but it does so in a way that reflects how confident the station was that the previously selected slot would not result in a collision.

The station then randomly selects a new slot $s(n+1)$ in the next schedule using probabilities $\mathbf{p}(n+1)$. In DCF terms, this amounts to selecting a backoff counter of $C - s(n) + s(n+1)$ slots. On a success, the backoff counter will always be C .

3) Return to step 2).

Before identifying good choices of L-MAC's learning parameter β , we state the following theorem that proves that L-MAC converges to a collision-free schedule if one exists.

Theorem 2: Suppose that all stations employ the decentralised L-MAC. Assuming that the number of stations N is not more than C , for any $\beta \in (0, 1)$ the network converges in finite time to a collision-free schedule with probability one.

Proof: See Appendix. \square

4 LEARNING PARAMETER CHOICE

L-ZC and L-MAC both have a learning parameter, γ and β respectively and a schedule length C . In the following subsections we will identify reasonable values for γ and β . For L-ZC convergence times are short and our analysis in Appendix A will show that convergence times are asymptotically minimised by selecting $\gamma = 1/(C - N + 2)$, where N is the number of stations contending for slots. For L-MAC we will use simulations to consider factors such as transient fairness and achievable throughput, as well as convergence time, ultimately choosing $\beta = 0.95$.

We know from Bianchi's model [6] that for lower collision rates the DCF transmission probability will be approximately $2/(CW_{min} + 1)$, close to $1/16$ for the standard value of $CW_{min} = 32$. Thus, unless otherwise noted, when working with a fixed schedule length, we set $C = 16$ so that a converged station transmits in once in every 16 slots. In Section 5, we will show how the schedule length can be adapted.

4.1 Choosing the collision weight γ in L-ZC

The mathematical analysis of L-ZC in the Appendix allows us to predict the mean convergence times for different values of γ as illustrated in Fig. 3. This analysis predicts simulated times accurately. Based on our analysis of the subdominant eigenvalue of the Markov chain, we expect the (asymptotically) optimal value of γ to be $\gamma^* = 1/(C - N + 2)$. When $N = C$ the graph confirms that the shortest convergence time

date rate= 11Mbps	basic rate=11Mbps
PHY header= 24 bytes	SIFS=10 μ s
MAC header= 32 bytes	DIFS=50 μ s
payload=1020 bytes	idle slot time= σ = 20 μ s
header=(MAC header)/(date rate)+(PHY header)/(basic rate)	
ACK=(MAC header)/(date rate)+(14)(8)/(date rate)	
E_p =(payload size)(8)/(date rate)	
T_S =DIFS+(slot time)+header+ E_p +SIFS+ACK	
T_C =DIFS+(slot time)+header+ E_p +DIFS	

TABLE 1

MAC/PHY values mirroring 802.11b, E_p is the time spent transmitting payload, T_S is a successful transmission slot length and T_C is a collision slot length

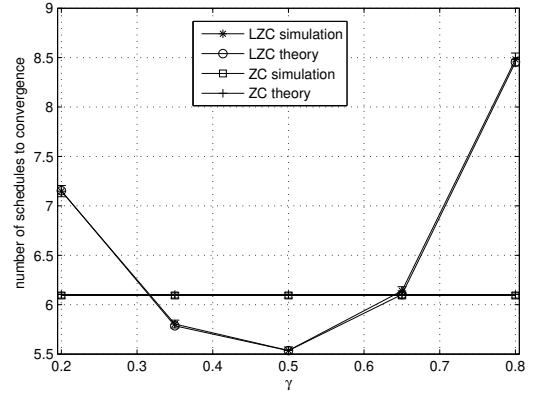


Fig. 3. Comparison between L-ZC's convergence rate, for a range of γ values, and ZC's convergence rate. $C = 16$, $N = 16$ stations, ns-2 simulations and theory

is when $\gamma = 1/2$, and we have found this asymptotic value seems to match the actual minimum well.

We base our choice of γ purely on optimising convergence time, because it is so short. Reconvergence of ZC/L-ZC to a collision-free schedule after the addition of new stations amounts to convergence starting with a smaller number of colliding stations and free slots. Thus reconvergence is optimised by optimising convergence. There will be a period of unfairness during any convergence, but because of the fast convergence, we believe this should not be a significant issue.

For a station to choose the optimal γ , it must know $C - N$, which corresponds to the number of idle slots when the scheme converges. This number may be provided by a layer above the MAC, in which case the exact value can be used. Alternatively, the station can estimate this value based on the number of idle slots. For the remainder of the paper, we assume L-ZC knows the value of $C - N$ and use $\gamma = 1/(C - N + 2)$.

4.2 Choosing the learning strength β in L-MAC

The learning parameter β has an important impact on the convergence speed, the access fairness while convergence is taking place, achievable throughput when the network is oversubscribed (i.e. $N > C$) and reconvergence to collision-free operation after a change in network conditions. We will see that there is a value for β that ensures convergence is fast

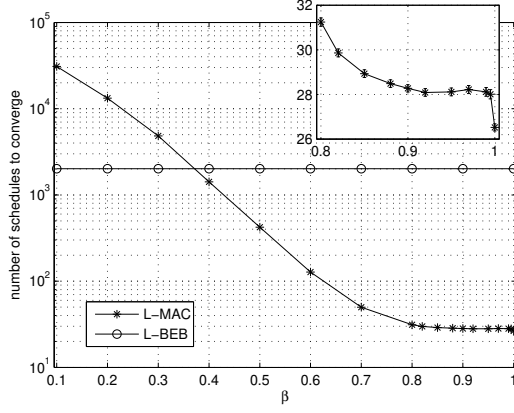


Fig. 4. L-MAC's convergence time for a range of learning strengths, β , and L-BEB on log scale. $C = 16$, $N = 16$ stations. The inset graph shows the detail for $\beta \in (0.8, 1)$ on a linear scale. Ns-2 simulations

while almost optimal fairness, oversubscribed throughput and reconvergence are achieved.

First, consider the case where there are $N = 16$ stations that, in the terminology of [6], are saturated so that they always have packets to send. The schedule length, C , is also set to 16. As $N = C$, we are trying to allocate N stations to exactly N slots, which should be the most challenging case for the MAC. Other network parameters are detailed in Table 1.

Fig. 4 shows the number of schedules required for convergence versus β , with 95% confidence intervals shown based on a Gaussian approximation. Note the larger graph is on a log scale, while the inset graph is on a linear scale. It can be seen that larger values of β give a smaller number of schedules (i.e., faster convergence times). The value of β that gives the fastest convergence time is approximately 1.0. For $\beta > 0.4$ the time to converge to a collision free schedule is substantially shorter than that of L-BEB.

A second factor that influences the choice of β is its impact on short-term fairness during convergence to a collision-free schedule. This is a relevant consideration, as convergence may require tens of schedules. As we aim for a symmetric sharing of throughput, we employ Jain's index [15], [16], [17] to evaluate fairness.

Fairness is solely a function of the sequence of successful transmissions. Consider a network of stations labelled $\{1, \dots, N\}$. For each simulation we generate the subsequence of K successful slots prior to convergence to a collision-free schedule. We record the sequence of stations that have successful transmissions, X_1, \dots, X_K , where $X_j \in \{1, \dots, N\}$. For each $m \in \{1, 2, \dots, \lfloor K/N \rfloor\}$, where $\lfloor x \rfloor$ denotes the greatest integer less than x , we consider fairness over windows of size $w = mN$ successful transmissions. For each station i and window k of length w , we look at the ratio of the actual number of successes to the number in a perfectly fair allocation:

$$\nu_i(w, k) = \frac{N}{w} \sum_{j=(k-1)w+1}^{kw} 1_{\{X_j=i\}}.$$

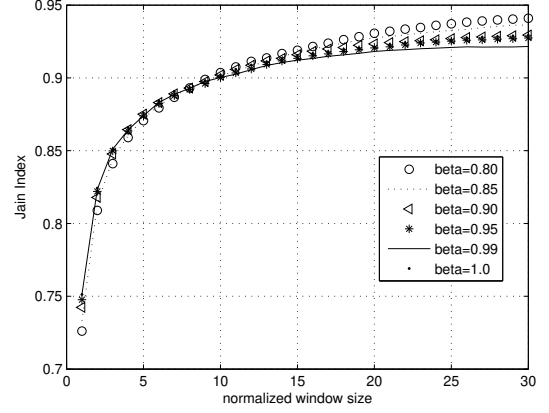


Fig. 5. Jain's index vs. normalised window size, m , L-MAC with different values of β , $C = 16$, 16 stations. $\beta = 1$ values are close to $\beta = 0.95$. Ns-2 simulations

Then, for each window, Jain's index is given by

$$F(w, k) = \frac{(\sum_{i=1}^N \nu_i(w, k))^2}{N \sum_{i=1}^N \nu_i(w, k)^2}.$$

Finally we evaluate the empirical average fairness over all windows in the successful transmission sequence:

$$F(w) = \frac{1}{\lfloor K/w \rfloor} \sum_{k=0}^{\lfloor K/w \rfloor - 1} F(w, k).$$

When $F(w) = 1/N$ this corresponds to the worst unfairness. Perfect fairness is obtained when $F(w) = 1$. Note that perfect fairness is achieved by a collision-free schedule and that is why we concentrate on fairness prior to convergence.

For the data in Fig. 4, a comparison of Jain's fairness index is shown in Fig. 5. In general, we see that smaller values of β lead to better fairness, though the relationship is not monotone, as 0.95 and 1 both offer better fairness than 0.99. We have seen similar trends in other network configurations, including oversubscribed networks where $N > C$, (data not shown).

Thirdly, we may wish to have reasonable performance when $N > C$ and there are more stations than slots. We will look at how β effects the achievable throughput in this case. It is well-known that for 802.11-like MACs maximum throughput may not be achieved when all stations are saturated but may instead correspond to unsaturated operation [18]. Thus, to find the achievable throughput, we consider a network with Poisson arrivals at each station and estimate each station's traffic intensity,

$$\rho = \frac{\text{expected service time}}{\text{expected inter-arrival time}}.$$

Note, both arrival times and service times are stochastic. To find the achievable throughput we vary the arrival rate λ and find the largest λ that gives $\rho < 1$ for all stations [19]. This identifies the stability region when the network is symmetrically loaded. For $C = 16$ and $N = 20$ and Fig. 6 shows this upper value of λ as β is varied. We also see that

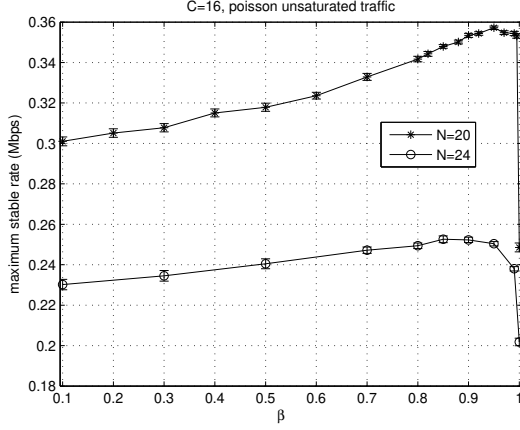


Fig. 6. Achievable stable symmetric rate for different values of β . L-MAC, $C = 16$, $N = 20$ and $N = 24$ stations, ns-2 simulations

for $N = 24$ stations, the boundary of the region has similar structure. This suggests that for an unsaturated network with $N > C$, using $\beta = 0.95$ gives close to the largest achievable throughput.

To summarise, convergence time is optimised when $\beta = 1$, but there is only a small reduction for choosing a value in (0.9, 0.99). In contrast, lower β values generally lead to better fairness before convergence, with values at 0.95 and 1 being comparable. When we look at the value of β that maximises the throughput region when the network is oversubscribed, we find a value around 0.95 is best, though performance is relatively flat between 0.9 and 1. We have also looked at other metrics, such as reconvergence time when colliding stations are introduced and we find that there is a little to separate β in a region from 0.75 to 0.95.

Consequently, we suggest that L-MAC use $\beta = 0.95$. This offers a good compromise between convergence time, fairness and achievable throughput. We have checked a range of schedule lengths with these metrics, and find that $\beta = 0.95$ remains an appropriate compromise.

5 SCHEDULE LENGTH ADAPTATION

As described above, L-ZC and L-MAC use a fixed schedule length C . This can result in reduced performance when $N > C$, as can be seen in Fig. 1. In this section we introduce an innovative scheme allowing schedule length adaptation in a decentralised fashion while retaining throughput efficiency and fairness. If information about the number of stations currently contending can be broadcast to all stations, say by an access point, then stations can synchronise their schedule length adaptation.

Adapting the schedule length in a decentralised way, while retaining fairness, is more challenging. If a decentralised scheme adapts the schedule length independently at each station, then there is a risk that different stations will use different schedule lengths (say, because the station is a new entrant to the network and does not have the same view of the network's history). This can result in unfairness or even failure

to converge to a collision-free state, because of schedules drifting out of phase. We will show how to adapt the schedule length independently at each station, while avoiding problems of unfairness and drifting phase.

In this section, we begin with an analysis of how the schedule length impacts on efficiency, where the trade off between idle slots and collisions is important. We then describe our almost-decentralised scheme that can provide optimal long-run throughput using the information available to ZC. We then describe the decentralised schemes for L-ZC and L-MAC. As the challenges for L-ZC and L-MAC are similar, we will employ similar schemes for both, however the L-MAC scheme is more complex because of the more limited information available to it.

5.1 The Impact of Schedule Length on Efficiency

As C is the number of available slots for a collision-free schedule, this is only possible if the number of stations, N , is not more than C . We will begin by comparing the long-run throughput when N is less than or greater than C .

Assume all N stations are saturated, and partition C into C_{suc} , C_{col} and C_{idle} , which denote the number of the successful slots, slots with collisions and idle slots. For 802.11-like protocols, Table 1 shows parameters such as the length of idle and busy slots (e.g. see [6], [18] for their derivation). Note that idle slots are an order of magnitude shorter than successful or collision slots.

When the number of stations $N \leq C$, then, once we have achieved a collision-free schedule, C_{col} equals zero and C_{suc} equals N . Hence, we get $C_{idle} = C - N$. Then, in the notation of Table 1, we get a normalised throughput of

$$S = \frac{NE_p}{NT_S + (C - N)\sigma}. \quad (1)$$

When $N > C$, we perform an approximate analysis of throughput under an assumption of large β for L-MAC or a full L-ZC schedule with a moderate number of excess stations. We assume that each slot will have a single station 'stuck' to it and that the remaining $N - C$ stations are allocated to slots uniformly randomly with probability $1/C$. The number of slots occupied by the $N - C$ stations will be the number of slots experiencing collisions, C_{col} . This is a balls-in-bins problem, where we assign $N - C$ balls to C bins, giving a mean number of occupied bins of

$$E(C_{col}) = C \left(1 - \left(1 - \frac{1}{C} \right)^{N-C} \right). \quad (2)$$

With this estimate of C_{col} and $C_{suc} = C - C_{col}$, we obtain a normalised throughput of

$$S = \frac{C_{suc}E_p}{C_{suc}T_S + C_{col}T_C}.$$

For example, consider the throughput as N changes and C is fixed at 16, as shown in Fig. 7. For comparison, DCF's throughput is also shown (the theoretical results for DCF are produced using the well-known model from [6]). There is a good match between our predictions and the simulation

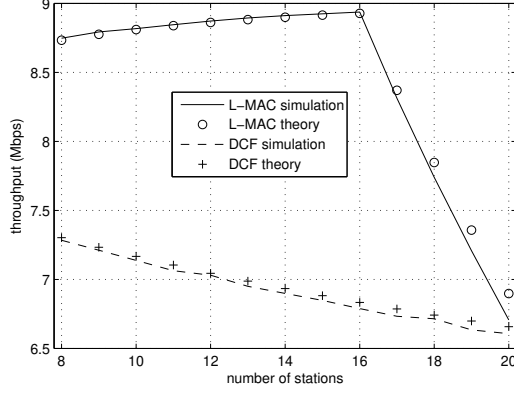


Fig. 7. Network throughput vs. number of stations, comparison between the theoretical model and the simulation results. $\beta = 0.95$. Ns-2 simulations and theory based estimates

results. Observe that L-MAC's throughput gradually increases as we increase the number of stations N to be the same as the number of slots. This is because we are eliminating short idle slots and replacing them with long successful transmissions. A further increase in N results in a rapid decrease in throughput. This is because we replace successful slots with long collision slots. Despite this, L-MAC continues to outperform DCF until $N = 20$ stations. In conclusion, the maximum throughput is achieved when $N = C$, and a slightly smaller throughput is maintained when N is smaller than C as busy slots are of considerably longer duration than idle slots.

5.2 Almost-decentralised optimal scheme

If a station can announce a value of C to be used by the network, the problem of adapting schedule length is considerably simplified. Consider a system using L-ZC, where the access point can announce C . The access point can simply observe if the schedule is full, and if so it can increase C by one. If there are two or more idle slots C will be decreased by one.

We can easily prove that this adaptation will continue until $C = N + 1$, for if $C < N$ there must be colliding stations, and with non-zero probability these stations can jump to fill all C slots in the schedule. Thus we can bound below the probability that C will increase to N , when the schedule will be full and then C will increase to $N + 1$. If $C > N + 1$ then it is clear that C will decrease, because at least two slots must be free.

This provides N slots filled with transmissions and one idle slot. This idle slot will allow new entrants to join the network and also from Section 5.1, we know the difference in throughput between this and $C = N$ will be small. For long-run conditions with N active stations, this is optimal in the sense that the maximum number of slots per schedule will be filled with successful transmissions.

This scheme is simplistic, but provides us with an example of how schedule length adaptation can work. In a practical situation, one might increase or decrease by more than one slot at a time to accommodate churn in the number of active

stations. The threshold number of idle slots could also be changed, trading a small reduction in throughput for improved adaptability.

5.3 Adaptive schedule length for A-L-ZC

When choosing a value for C it is better to overestimate the number of required slots in a schedule. Indeed, Fig. 7 shows that even with one station too many (i.e. $N = 17$), there can be a greater loss in throughput than having half the slots idle (i.e. $N = 8$).

We will show how to adapt the value of C , per station. If stations operate with different values C_i , two problems may arise. First, stations are trying to learn a good periodic schedule and so stations' schedules must not drift with respect to one another. Second, a station transmits once in every $1/C_i$ slots when a collision-free schedule is found, so fairness issues can arise.

We address the first problem by using schedules lengths that all divide evenly into one another. Consequently, when comparing two stations, the station with the long schedule sees the station with the short schedule as having claimed a number of fixed slots within the longer schedule. We use lengths $2^n B$, where B is a base schedule length. We note that any integer could be used instead of 2, however using 2 gives the finest granularity.

To address the fairness-related problem, we can choose to transmit multiple packets in a single slot using a technique such as 802.11e's TXOP mechanism [20]. Here, a station transmits multiple packet/ACK pairs separated by a short interframe space (SIFS). This time is short enough that other stations observing the medium will not consider it to have been idle and so backoff processes remain suspended. Thus we can avoid (long-term) fairness issues by allowing a station operating at $C_i = 2^n B$ to transmit 2^n packets in a MAC slot. Short-term fairness issues will be over a time-scale of shorter than $\max_i C_i / B$ schedules.

This suggests using an MIMD scheme where if a station finds that the schedule length is too short to accommodate all N stations it doubles the value of C_i being used. If the schedule length is much too large then C_i is halved. It remains to specify a mechanism that will trigger increases and decreases. As we do not require the values of C_i to be the same at all stations to provide fairness, this gives us increased flexibility in our choices, as we will not require the MIMD scheme to arrive at a consensus value of C , or even the same mean value.

L-ZC takes advantage of the positions of idle slots in the previous schedule, and, as in our almost-decentralised scheme, we use this as trigger for MIMD in A-L-ZC. That is, the adaptive MIMD scheme that doubles C_i when there are no idle slots remaining and halves C_i when the number of idle slots is at least half the schedule. In order to avoid decreasing C_i while L-ZC is converging and collisions are still ongoing, we wait until we see two consecutive schedules with the same number of busy slots before we consider a possible decrease. The same adaptation scheme can be used with ZC, and we call the resulting algorithm A-ZC.

A-L-ZC always achieves collision-free operation with a fixed number of stations N , as A-L-ZC will spread the stations across idle slots, resulting in the schedule being filled and an increase in schedule length. This process will stop when there are enough slots for all stations and each L-ZC instance assigns a collision-free schedule.

5.4 Adaptive schedule length C for A-L-MAC

We begin by noting that while L-ZC uses more information than L-MAC, once converged they behave in a similar manner. Thus, our reasoning for the $N \leq C$ case above applies directly. While the exact details of what happens when $N > C$ are different, the broad principles are similar: as collision slots are longer than idle slots, it will be more desirable to have idle slots than collision slots.

This suggests that we can again adapt C using an MIMD scheme, but with different triggers because of the reduced information available to L-MAC. The trigger we use for doubling C_i is based on $f(C_i)$, the number of schedules we need for $C_i - 1$ stations starting in a random configuration to have converged with 0.95 probability, which can be determined in advance by Monte Carlo simulation. After arriving at a schedule length of C_i , the station checks every $f(C_i)$ schedules to see if there are collisions in that schedule. If it sees collisions C_i is doubled, otherwise C_i is unchanged.

We expect that reducing C_i will mainly contribute to improving short-term fairness, unless it is reduced too far, which can result in significantly reduced throughput. For this reason, we probe with halving C_i with a frequency that ensures on average we achieve at least 90% throughput possible at the current C_i value. This ensures that if even all transmissions at the shorter schedule length fail, we will still see the desired 90% throughput. In practice, we expect to see even higher throughput.

Note, that because of this probing of shorter schedule lengths, A-L-MAC will not achieve indefinite collision-free operation unless $N \leq B$, i.e. the number of active stations can be accommodated by the base schedule length. However, we will see in Section 6 that the performance of A-L-MAC is close to A-L-ZC, which can achieve collision-free operation.

6 PERFORMANCE EVALUATION

We have implemented these MAC protocols in *ns-2*. Unless otherwise noted, all stations are transmitting saturated UDP traffic (with payload 1000 bytes) and a PHY rate of 11Mbps. All stations share the same physical channel, where each station can hear each other and there are no hidden nodes. When simulating DCF, parameters are as for 802.11b. All simulation results are obtained as mean values over repeated simulations with different seeds. Error bars based on the central limit theorem are not shown on the graphs as they are on a similar scale to the symbols used for plotting points.

We expect results from DCF, L-BEB and L-MAC to be comparable, as they work with essentially the same information. Likewise, we also expect ZC and L-ZC to be comparable, because they both leverage extra information not available to the other MACs. We expect that the adaptive schedule

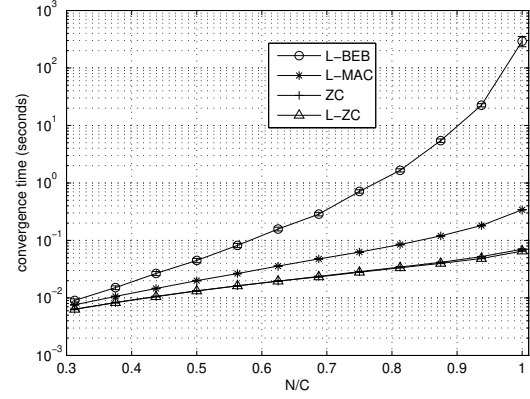


Fig. 8. Convergence time vs. N/C , Comparison between learning MACs, from $N = 5$ stations to $N = 16$ stations, $C = 16$. *ns-2* simulations, error bars too small to be shown

length schemes (A-L-MAC, A-ZC and A-L-ZC) will show improved performance when the number of stations is above the base schedule length. We will see that A-L-MAC offers performance that is comparable to A-L-ZC in most situations, even though it uses less information.

6.1 Speed of Convergence

We record the elapsed simulation time¹ before the schemes reach a collision-free state (no results are shown for DCF, as it does not converge). Fig. 8 shows this as the ratio N/C is varied. We see that for $N/C < 0.7$ all of the algorithms converge in less than 0.1s. However as $N/C \rightarrow 1$ we can see the advantages of L-MAC, ZC and L-ZC over L-BEB. For example, observe that when $N/C = 0.9$ using learning has reduced the convergence time of 10s for L-BEB to 0.1s for L-MAC. We can see the advantage of the ZC-based schemes over both L-BEB and L-MAC. However, it is notable that L-MAC is performing remarkably well for an algorithm working with less information than ZC and L-ZC.

6.2 Long-term Throughput

In Fig. 9 we compare the collision rates of conventional DCF and the learning schemes with fixed schedule length. These are calculated as the proportion of transmission attempts resulting in transmissions. L-MAC degrades gradually with a lower collision rate than DCF's while the number of stations is between 17 to 19. ZC and L-ZC offer a further reduction in collision rate. L-BEB's collision probability increases more quickly when moving from 16 to 17 stations, but then increases more gradually than L-MAC, ZC and L-ZC, which make more assumptions about sufficient slots being available. Fig. 1 shows the corresponding results for throughput. This demonstrates that our learning MACs can achieve good channel utilisation with lower collision probability than CSMA, even if collisions persist.

¹ In previous sections we presented convergence in terms of the number of schedules used by the algorithm, rather than real time. These will be related by the mean slot length during the convergence phase.

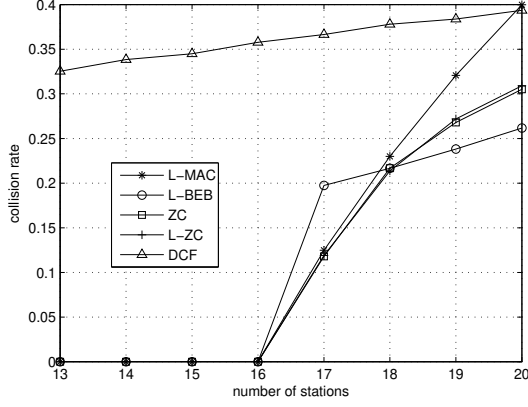


Fig. 9. Collision rate vs. number of stations, comparison of MACs, ns-2 simulations, $C = 16$

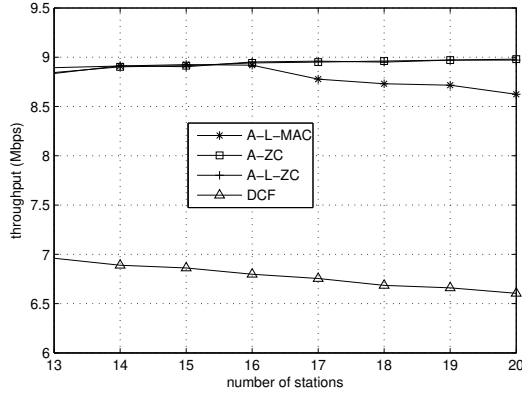


Fig. 10. Network throughput vs. number of stations, comparison of learning MACs with adaptive schedule length, ns-2 simulations

We also investigate the performance of the adaptive schemes for more than 16 stations. As expected A-ZC and A-L-ZC, achieve a long-term collision rate of zero. Fig. 10 shows that A-ZC and A-L-ZC have essentially the same performance, and A-L-MAC lags only slightly behind. Both adaptive learning schemes offer substantially higher throughput than that of DCF. Comparing Fig. 1 and Fig. 10, we see how adapting the schedule length allows the schemes to scale to arbitrary numbers of stations. While A-L-MAC shows a slight decline in throughput for $N > 16$, due to probing shorter schedule lengths, it outperforms all the non-adaptive schemes (c.f. Fig. 1). A-L-ZC's throughput increases with N , as the relative proportion of idle slots decreases. We have verified this trend out to 50 stations. We see A-L-MAC still provides about 95% of A-L-ZC's throughput.

6.3 Unsaturated Traffic and Delay

We will assess the behaviour of these protocols in unsaturated conditions by considering a variable number of stations with Poisson arrivals at 0.5Mbps. Each station can buffer up to 50 packets. We expect that for smaller numbers of stations the

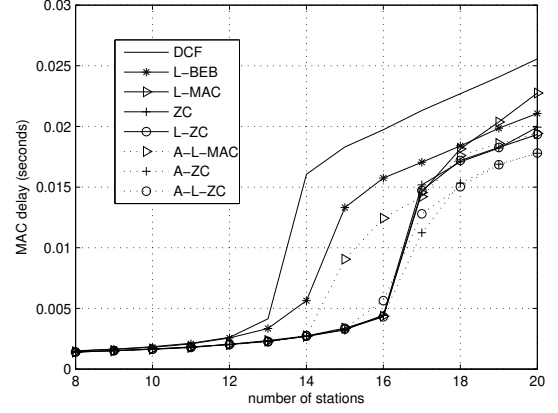


Fig. 11. Mean MAC delay vs. number of stations for unsaturated Poisson traffic (0.5Mbps), comparison of MACs with adaptive schedule length, ns-2 simulations

network will be unsaturated and for 20 stations, we expect the network will be saturated. The network will saturate with different numbers of stations, because the saturation throughput of the protocols that we consider varies. We consider the medium access delay for these stations, as delay can be an important factor for unsaturated traffic.

Figure 11 shows the mean medium access delay for each protocol for $N = 8$ to $N = 20$ stations. For smaller numbers of stations, regardless of the protocol, the access delay is similar, although the learning protocols do have slightly lower delays. As we increase the number of stations, the access delay increases quickly as each protocol nears the point where it saturates. This can create quite large differences in access delay in the region between saturation for one protocol and another, for example at $N = 14$ stations DCF's delay is around 16ms, while the learning MAC's delay is closer to 3ms. A-L-MAC begins to adapt around $N = 15$ stations, and shows a higher delay than the learning schemes, though still significantly lower than DCF. Beyond 16 stations we see the advantages of the adaptive schemes, where access delays are lower than their non-adaptive counterparts.

6.4 Performance in presence of errors

In previous graphs we have considered the case of a clean channel where no packets are lost to noise or interference, and all losses are due to collisions. A more realistic setting is considered by introducing errors caused by a fading channel [21]. We consider a simple model where errors are introduced at a particular rate (1% and 10%). Errors present an interesting challenge to the learning schemes, because they use transmission failure as an indication of a slot being occupied.

Fig. 12 shows the achieved throughputs for the fixed schedule length learning MACs. We note that DCF's performance is only slightly degraded by the presence of errors. As all of L-BEB's state is related to the success of the current transmission, it suffers quite badly in the presence of errors and its performance can fall below that of DCF. L-MAC, ZC and L-ZC are more robust to the presence of errors because

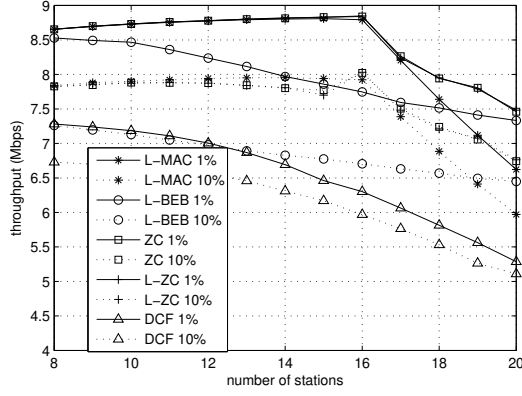


Fig. 12. Network throughput vs. number of stations with errors, comparison between DCF and MACs with $C = 16$, ns-2 simulations

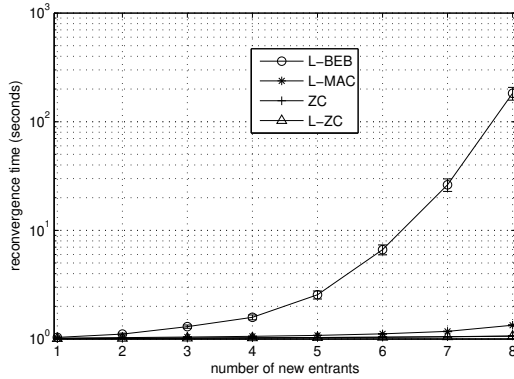


Fig. 13. Reconvergence time when $N = 8$ stations are in the network and a variable number of stations are added, resulting in $N = 9$ to $N = 16$. Ns-2 simulations, $C = 16$

their memory is not limited to the success of a single slot. L-MAC's learning memory will tend to restore the correct schedule after an error, whereas ZC and L-ZC can see that other slots have been allocated and do not move to these slots. A dip in throughput shows that $N = 15$ is one of the most challenging cases for L-ZC and ZC, because there will typically be one slot available, which several stations will be drawn to in the case of multiple errors in the same schedule.

We have also investigated the performance of the adaptive schedule length schemes. As expected, the adaptive schemes offer comparable throughput to their non-adaptive equivalents for smaller numbers of stations (data not shown). There is a increase in performance around 16 stations, similar to that shown in Fig. 10 where extra slots also help accommodate churn caused by random losses.

6.5 Robustness to New Entrants

In this section, we briefly consider what happens when the network has converged, and then more stations are added. We naturally expect that the improved convergence will extend to quick convergence when more stations are added to the

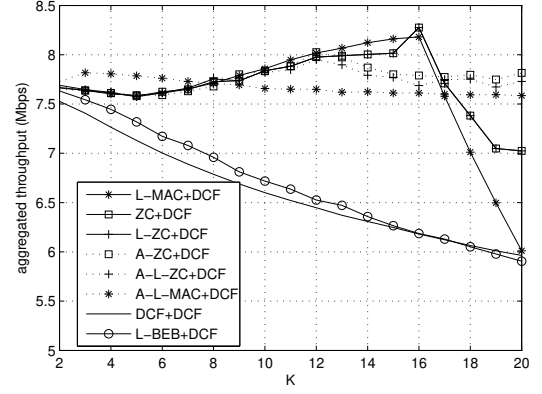


Fig. 14. Network throughput for a network $N = 2K$ stations of mixed MACs. K of the stations use DCF, and K use another MAC. $C = 16$ for MACs with fixed schedule length. Ns-2 simulations

network. Fig. 13 shows the time to reconverge to a collision-free schedule after new stations are added to a collision-free schedule with 8 stations. As expected, we see rapid convergence, of around one second, even when 8 stations are added to the network at the same time.

6.6 Coexistence with 802.11 DCF

This section considers the performance of multiple MAC protocols used simultaneously on the same wireless channel. All these MACs are based on the same basic channel-sensing techniques of DCF, so these MACs should be able to coexist with DCF. Coexistence is a significant feature of these MACs, because it allows incremental deployment.

We consider a scenario where we have $N = 2K$ stations in the network. Of these stations K use the DCF protocol and K use another protocol. All the stations are saturated. Fig. 14 shows the aggregate network throughput achieved as K is varied. The line for DCF+DCF is our baseline, where all stations use the DCF protocol. We see that the mixed networks all outperform DCF alone for $K \leq 16$. For $K > 16$, the throughput of the non-adaptive learning schemes begins to dip. Up to this point, we expect the learning schemes to usually allocate one learning station to each slot, while the DCF stations act as “noise”, but this is not possible when there are more than 16 learning stations. We also see that the adaptive schemes offer slightly lower throughput compared to the non-adaptive ones just below $K = 16$, because they begin to increase their schedule length.

The question of how this throughput is shared is also important. The throughput achieved by the DCF stations is shown in Fig. 15. We see that DCF throughput is substantially reduced by the presence of stations using a different MAC, compared to other stations running DCF. Their only respite is when the adaptive schemes begin to increase schedule length, making space for the DCF stations to transmit. A-L-MAC responds to the persistent collisions similarly to a DCF backoff, and so shares more evenly with DCF.

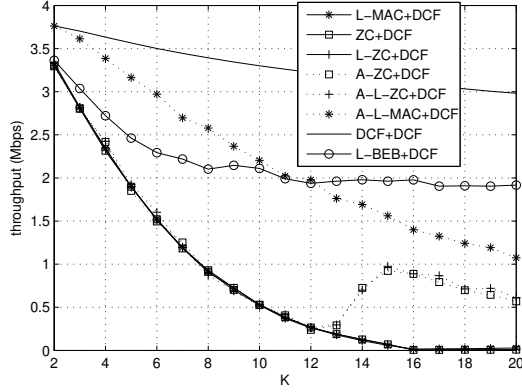


Fig. 15. Throughput for DCF stations in network of $N = 2K$ stations of mixed MACs. K of the stations use DCF, and K use another MAC. $C = 16$ for MACs with fixed schedule length. Ns-2 simulations

These results suggest that incremental deployment of these new MAC protocols would be possible, at the cost of potentially reduced performance for legacy DCF equipment.

7 CONCLUSION

In this paper we have proposed techniques to improve MACs that discover collision free schedules. By applying learning, we have been able to reduce convergence times, improving on L-BEB's convergence by several orders of magnitude. Using almost decentralised schedule length adaptation, we show how L-ZC can lead to an optimal scheme. Crucially, we have shown how to approximate this in a decentralised way that makes A-L-ZC and A-L-MAC scalable beyond a fixed number of stations. Of our two proposed MACs, A-L-MAC uses the same information as DCF, making it amenable to implementation on existing platforms. A-L-ZC uses additional information to obtain improved performance, at the cost of restricting its implementation to more future hardware. Improvements achieved by L-MAC and L-ZC over DCF and even L-BEB are substantial, with reduced convergence times, graceful degradation in the presence of too many stations and improved robustness to channel errors.

APPENDIX

ANALYSIS OF L-ZC AND PROOF OF THEOREM 1

Proof: The number of colliding stations in next schedule only depends on current number of colliding stations and the slots they collide on, hence we build a Markov chain model to study this stochastic process. We have N stations in the same channel without hidden nodes, and $C \geq N$ per schedule to ensure a collision-free schedule exists. We let $N_{(C)}$ be the number of stations experiencing a collision in a given schedule, n_C be the number of slots with collisions, and then $n_I = C - N + N_{(C)} - n_C$ is the number of idle slots. We can immediately establish our result by noting that the probability that $N_{(C)} > 0$ decreases is lower bounded by $(1 - \gamma)\gamma^{N-1}/C$,

the probability that one station jumps to an idle slot, but all others remain fixed. \square

However, we can give a more refined analysis that enables us to determine the optimal learning parameter. For each $N_{(C)}$ different configurations of collisions are possible, so we label these by a sequence $S_{(N_{(C)}, i)} = (I_1, I_2, \dots, I_{n_C})$ where i indexes the different states and I_j is the number of stations transmitting in slot j . By relabelling the slots, we only need to consider the case where $I_{j-1} \leq I_j$ and we omit slots which have no collision (i.e. $I_j < 2$). For example, for two colliding stations, the only possible state is $S_{(2,1)} = (2)$. When $N_{(C)} = 5$, there are two possible states $S_{(5,1)} = (5)$, $S_{(5,2)} = (2, 3)$. We denote $\bar{S}_{N_{(C)}} := \{S_{(N_{(C)}, i)} : i\}$ and $\bar{S} := \bigcup_{N_{(C)=2}}^N \bar{S}_{N_{(C)}}$. These sets can be identified by combinatorial search.

These sequences, $S_{(N_{(C)}, i)}$, are the states of our Markov chain. We add an initial state IS (N stations start to transmit) and an absorbing state 0 representing collision-free schedules. Note that in this discrete-time Markov chain $S_{(N_{(C)}, i)}$ has non-zero probability to transition to state $S_{(k, j)}$ if $k \leq N_{(C)}$ and the state IS has positive probability to transfer to all states except itself.

Note that the transition probability from $S_{(N_{(C)}, i)}$ to $S_{(k, j)}$ is zero if $k > N_{(C)}$, because $N_{(C)}$ is non-increasing in the next schedule by design. Assume that $G_{N_{(C)}}$ is a $|\bar{S}_{N_{(C)}}| \times |\bar{S}_{N_{(C)}}|$ matrix of transition probabilities among states in $\bar{S}_{N_{(C)}}$ with the same number of colliding stations. Considering the state IS and the absorbing state, we obtain the $(|\bar{S}| + 2) \times (|\bar{S}| + 2)$ full transition matrix Π in upper-triangular block form,

$$\Pi = \begin{bmatrix} 0 & P_{12} & \cdot & \cdot & \cdot & \cdot & P_{1(2+|\bar{S}|)} \\ 0 & G_N & \cdot & \cdot & \cdot & \cdot & \cdot \\ \cdot & 0 & \cdot & \cdot & \cdot & \cdot & \cdot \\ \cdot & \cdot & \cdot & G_{N_{(C)}} & \cdot & \cdot & \cdot \\ \cdot & \cdot & \cdot & \cdot & \cdot & \cdot & \cdot \\ \cdot & \cdot & \cdot & \cdot & \cdot & G_2 & \cdot \\ 0 & \cdot & \cdot & \cdot & \cdot & 0 & 1 \end{bmatrix}. \quad (3)$$

The initial probability measure for all states $\Phi_{(0)} := [1, 0, \dots, 0]$, at the n 'th schedule $\Phi_{(n)} = \Pi^n \Phi_{(0)}$, and stationary measure is $[0, \dots, 0, 1]$ due to the absorbing state 0 . The convergence speed depends on the second largest eigenvalue λ^* of the transition matrix: the smaller λ^* , the quicker convergence speed. As Π is an upper triangular matrix, the determinant of $\lambda I - \Pi$ is the product of determinants of its diagonal entries, (4).

$$|\lambda I - \Pi| = \lambda \prod_{N_{(C)=2}}^N |\lambda I - G_{N_{(C)}}|(\lambda - 1). \quad (4)$$

It is evident that $\lambda_0 = 0$ and $\lambda_{2+|\bar{S}|} = 1$. In order to get the rest eigenvalues λ , we will evaluate the transition matrix $G_{N_{(C)}}$, and obtain the largest eigenvalue of those matrices which is second largest eigenvalue λ^* of Π .

Let $\pi_{kl}^{N_{(C)}}$ be the entry of $G_{N_{(C)}}$ corresponding to the probability of moving from the state $S_{(N_{(C)}, k)} = (K_1, \dots)$ to state $S_{(N_{(C)}, l)} = (L_1, \dots)$. Let n_C^k and n_C^l be the number of slots experiencing a collision in these states respectively. Consider colliding stations that choose to remain fixed in the

same slot. Since other stations will have seen that slot as busy, no additional stations will be able to move into this slot. This if some of the K_j stations remain fixed, they must correspond to a slot j' with $L_{j'} \leq K_j$. Let $\Omega \subset \{1, \dots, n_C^k\}$ represent slots that will have some fixed station and let

$$M(\Omega) := \{\sigma : \Omega \rightarrow \{1, \dots, n_C^l\} : L_{\sigma(j)} \leq K_j, \quad (5) \\ \forall j \in \Omega \text{ and } \sigma \text{ is one-to-one.}\}$$

Note that $M(\Omega)$ may be empty. Let $\{j_1, j_2, \dots\} := \{1, \dots, n_C^l\} \setminus \sigma(\Omega)$ be the indices of collision slots not arising from fixed stations. The number of stations moving to previously idle slots to produce these collision slots will be

$$m(\Omega, \sigma) := \sum_{j \in \{j_1, j_2, \dots\}} L_j,$$

and the number of ways we can choose the idle slots will be

$$P(n_I^k, n_C^L - |\Omega|) := \frac{n_I^k!}{(n_I^k - n_C^L + |\Omega|)!}.$$

So, we may write the transition probability as

$$\pi_{kl}^{N(C)} = \sum_{\Omega \subset \{1, \dots, n_C^k\}} \sum_{\sigma \in M(\Omega)} \left[\prod_{j \in \Omega} \binom{K_j}{L_{\sigma(j)}} \gamma^{L_{\sigma(j)}} \right] \\ \left[\binom{m(\Omega, \sigma)}{j_1 \ j_2 \ \dots} \left(\frac{1-\gamma}{n_I^k} \right)^{m(\Omega, \sigma)} \right] \frac{P(n_I^k, n_C^L - |\Omega|)}{R}, \quad (6)$$

where R is the number of permutations of the sequence $S_{(N(C), i)}$ that result in the same state. For particular $N(C) \in [2, N]$ and $\gamma \in (0, 1)$, we can obtain the full set of states $S_{N(C)}$, obtain the transition matrix $G_{N(C)}$ based on equation (6), and then calculate the largest eigenvalue $\lambda_{(N(C))}^*$ of $G_{N(C)}$. Then the second largest eigenvalue will be

$$\lambda^* = \max_{N_C \in [2, N]} [\lambda_{(N_C)}^*]. \quad (7)$$

Based on this analysis, Fig. 16(a) and Fig. 16(b) show the largest eigenvalue of matrix at different $N(C)$ when $N \leq C$. In numerical tests over a range of γ values, we have always observed largest eigenvalue λ^* is achieved at $N(C) = 2$. Under this assumption we obtain

$$\lambda^* = \gamma^2 + \frac{(1-\gamma)^2}{C-N+1}. \quad (8)$$

Hence, we expect that the minimum λ^* is obtained by setting $\gamma = \frac{1}{C-N+2}$. When $N = C$, γ is set at 0.5 for the faster convergence speed for L-ZC.

Using this Markov chain, we can also predict the number of schedules until collision-free schedule is obtained, assuming that all stations start to transmit at the same time. Let Π_T be the transition matrix between all transient states. We have already obtained the diagonal, $G_{N(C)}$ in equation (6) and may obtain most other transitions in a similar way. We do have to calculate the first row of Π_T , representing transition probabilities from IS into other states $S_{(N(C), i)}$. If $N - N(C)$ stations choose their own successful $N(C)$ slots, and n_C slots are chosen from rest $C - N + N(C)$ slots to obtain the same collision case as $S_{(N(C), i)}$ and the probability of choosing each

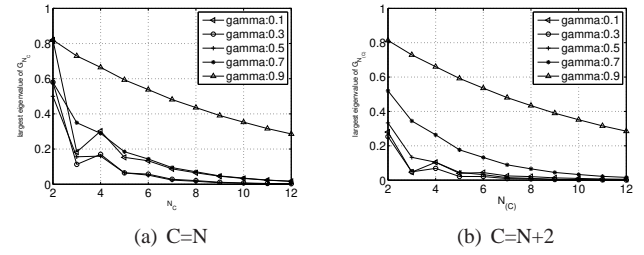


Fig. 16. Largest eigenvalue vs. $N(C)$ for L-ZC, various γ values, numerical results

slot is initially $\frac{1}{C}$. Thus we get the transition probability from IS to $S_{(N(C), i)}$ is

$$\pi_{IS, S_{(N(C), i)}} = \binom{C}{N - N(C)} P_{(N, N - N(C))} \\ \binom{C - N + N(C)}{n_C} / R \binom{N(C)}{I_1 \ I_2 \ \dots} \left(\frac{1}{C} \right)^N \quad (9)$$

where again, R is number of permutations of $S_{(N(C), i)}$ that result in the same collision state.

Let $\kappa_{(S_{(N(C), i)})}$ denote the number of schedules elapsed before the network reaching collision-free schedule given the initial state $S_{(N(C), i)}$, and $\kappa_{(IS)}$ denote the number of schedules elapsed from state IS . Using standard Markov chain results, the mean number of convergence schedules from initial state IS is obtained as

$$E(\kappa_{(IS)}) = [1, 0 \dots 0] (I - \Pi_T)^{-1} [1, 1 \dots 1]^T. \quad (10)$$

Predictions are shown in Fig. 3.

APPENDIX ANALYSIS OF L-MAC: PROOF OF THEOREM 2

Proof: By adapting ideas from [4], we will show that from any state in any two steps of the algorithm, there is a probability of convergence that is bounded away from zero. The probability of selecting a slot can become arbitrarily small if the station has been colliding on the same slot for many schedules, so we must construct a sequence of events that avoids this possibility.

Suppose the WLAN consists of N stations. Define $\mathbf{p}^{(i)}(n) \in [0, 1]^C$ to be station i 's probability distribution in the n 'th schedule and $s^{(i)}(n) \in \{1, 2, \dots, C\}$ to be its slot chosen for transmission.

If we have $s^{(i)}(n) \neq s^{(j)}(n)$, $\forall i \neq j \in \{1, \dots, N\}$, then the network has already found a collision-free schedule and there is nothing to prove. If, at schedule n , there was at least one collision, then as $C \geq N$, there must be some slot i^* , which has been selected by none of the stations. At schedule $n+1$, for any station k colliding at slot $i \neq i^*$ in schedule n , the probabilities of moving to i^* is

$$p_{i^*}^{(k)}(n+1) = \beta p_{i^*}^{(k)}(n) + \frac{1-\beta}{C-1} \geq \frac{1-\beta}{C-1}.$$

Thus the probability that all the stations that collided in schedule n then, in schedule $n+1$, choose i^* is at least $((1-\beta)/(C-1))^N$.

In schedule $n + 2$, the probability a station k that collides in schedule $n + 1$ now picks any slot j is bounded by below

$$p_j^{(k)}(n + 2) = \beta p_j^{(k)}(n + 1) + \frac{1 - \beta}{C - 1} \geq \frac{\beta(1 - \beta)}{C - 1}.$$

Since there is at least one non-colliding configuration, the probability of jumping to this is at least

$$\left(\frac{\beta(1 - \beta)}{C - 1} \right)^N.$$

In summary, no matter what the slot-selection conditions for stations are in schedule n , the probability of schedule $n + 2$ being collision-free, $P(\vec{p}(n + 2) \in A)$, is bounded below by:

$$K := \left(\frac{1 - \beta}{C - 1} \right)^N \left(\frac{\beta(1 - \beta)}{C - 1} \right)^N > 0$$

Let τ be the first time a collision-free schedule is found, we want to show $P(\tau < \infty) = 1$. At time $2n$, the probability of arriving at collision-free schedule for the first time is:

$$P(\tau \geq 2n) \leq (1 - K)^n. \quad (11)$$

Thus, as $n \rightarrow \infty$ for any $(1 - K) \in (0, 1)$, this equation implies:

$$\lim_{n \rightarrow \infty} P(\tau \geq n) = \lim_{n \rightarrow \infty} (1 - K)^n = 0.$$

and so $P(\tau < \infty) = 1$. Note that equation (11) upper bounds the stopping time τ by a geometric distribution and, therefore, all of this stopping time's moments (mean, variance, etc.) are finite. \square

REFERENCES

- [1] J. Lee and J. Walrand. Design and analysis of an asynchronous zero collision MAC protocol. *Arxiv preprint 0806.3542v1 [cs.NI]*, 2008.
- [2] J. Barcelo, B. Bellalta, C. Cano, and M. Oliver. Learning-BEB: Avoiding Collisions in WLAN. *Eunice Summer School*, 2008.
- [3] D.J. Leith and P. Clifford. A self-managed distributed channel selection algorithm for WLANs. In *Proceedings of International Symposium on Modeling and Optimization in Mobile, Ad Hoc and Wireless Networks*, pages 1–9, 2006.
- [4] K. R. Duffy, N. O'Connell, and A. Sapozhnikov. Complexity analysis of a decentralised graph colouring algorithm. *Inform. Process. Lett.*, 107(2):60–63, 2008.
- [5] K. Narendra and M. A. L. Thathachar. *Learning Automata: An Introduction*. Prentice Hall, 1989.
- [6] G. Bianchi. Performance analysis of the IEEE 802.11 distributed coordination function. *IEEE Journal on selected areas in communications*, 18(3):535–547, 2000.
- [7] I. Rhee, A. Warrier, M. Aia, J. Min, and M.L. Sichitiu. Z-MAC: a hybrid MAC for wireless sensor networks. *IEEE/ACM Transactions on Networking (TON)*, 16(3):511–524, 2008.
- [8] C. Busch, M. Magdon-Ismael, F. Sivrikaya, and B. Yener. Contention-free MAC protocols for wireless sensor networks. *Lecture Notes in Computer Science*, 3274:245–259, 2004.
- [9] P. Wang and W. Zhuang. A collision-free MAC scheme for multimedia wireless mesh backbone. In *IEEE International Conference on Communications, 2008. ICC'08*, pages 4708–4712, 2008.
- [10] Y.J. Chen and H.L. Wang. Ordered CSMA: a collision-free MAC protocol for underwater acoustic networks. *Oceans 2007*, pages 1–6, 2007.
- [11] H. Yong, Y. Ruxi, S. Jie, and G. Weibo. Semi-Random Backoff: Towards Resource Reservation for Channel Access in Wireless LANs. In *ICNP*, 2009.
- [12] P. Starzetz, M. Heusse, F. Rousseau, and A. Duda. Hashing Backoff: A Collision-Free Wireless Access Method. In *Proceedings of IFIP Networking*, volume 5550, pages 11–15. Springer, 2009.
- [13] M. Heusse, F. Rousseau, R. Guillier, and A. Duda. Idle sense: an optimal access method for high throughput and fairness in rate diverse wireless lans. *ACM SIGCOMM Computer Communication Review*, 35(4):121–132, 2005.
- [14] Yung Yi, Gustavo de Veciana, and Sanjay Shakkottai. Mac scheduling with low overheads by learning neighborhood contention patterns. *IEEE/ACM Transactions on Networking*, 18(5):1637–1650, 2010.
- [15] R. Jain, D. Chiu, and W. Hawe. A quantitative measure of fairness and discrimination for resource allocation in shared computer systems. *Arxiv preprint cs/9809099*, 1998.
- [16] C.E. Koksall, H. Kassab, and H. Balakrishnan. An analysis of short-term fairness in wireless media access protocols (poster session). In *Proceedings of the 2000 ACM SIGMETRICS international conference on Measurement and modeling of computer systems*, pages 118–119. ACM New York, NY, USA, 2000.
- [17] G. Berger-Sabbatel, A. Duda, O. Gaudoin, M. Heusse, and F. Rousseau. Fairness and its impact on delay in 802.11 Networks. In *IEEE GLOBECOM*, 2004.
- [18] D. Malone, K. Duffy, and D. Leith. Modeling the 802.11 distributed coordination function in nonsaturated heterogeneous conditions. *IEEE/ACM Transactions on Networking*, 15(1):159–172, 2007.
- [19] S. Asmussen. *Applied Probability and Queues*. Springer, second edition, 2003.
- [20] IEEE. *Wireless LAN Medium Access Control (MAC) and Physical Layer (PHY) Specifications: Medium Access Control (MAC) enhancements for Quality of Service (QoS)*, IEEE std 802.11e edition.
- [21] Q. Ni, T. Li, T. Turetli, and Y. Xiao. Saturation throughput analysis of error-prone 802.11 wireless networks. *Wireless Communications and Mobile Computing*, 5(8):945–956, 2005.