

# INDIRECT SEARCH FOR COLOR OCTET ELECTRON AT NEXT GENERATION LINEAR COLLIDERS

A.N. AKAY<sup>a</sup>, H. KARADENIZ<sup>b</sup>, M. SAHIN<sup>a,\*</sup>, S. SULTANSOY<sup>a,c</sup>

<sup>a</sup>TOBB University of Economics and Technology, Physics Division, Ankara, Turkey

<sup>b</sup>Turkish Atomic Energy Authority, SANAEM, Ankara, Turkey

<sup>c</sup>National Academy of Sciences, Institute of Physics, Baku, Azerbaijan

## Abstract

In this study we investigated indirect manifestations of color octet electron at the next generation linear colliders: International Linear Collider (ILC) and Compact Linear Collider (CLIC). Namely, production of two gluons via color octet electron exchange is considered. Signal and background analysis have been performed taking into account initial state radiation and beamstrahlung. We show that color octet electron ( $e_8$ ) manifestation will be seen upto  $M_{e_8} = 1.75$  TeV and 1.70 TeV at ILC and CLIC with  $\sqrt{s} = 0.5$  TeV, respectively. CLIC with  $\sqrt{s} = 3$  TeV will be sensitive upto  $M_{e_8} = 6.88$  TeV.

## 1. INTRODUCTION

Predictions of Standard Model (SM) have so far been in agreement with results of numerous experiments. Therefore, SM has been in use to explain many puzzles related to fundamental particles and their interactions. However, there have been a number of fundamental problems (quark-lepton symmetry, family replication, hierarchy problems, charge quantization etc.) SM could not deal with. Furthermore, masses and mixings of leptons and quarks are fixed by hand. These problems forced physicists to go beyond SM. Extra dimensions, supersymmetry (SUSY) and compositeness have been created for solving these problems and to explain the physics underlying them.

Among these three alternative models compositeness has explained the subjects of family replication and quark-lepton symmetry much better in comparison with SM. According to the theory of compositeness quarks, leptons, gauge bosons need to be composite particles made up of more basic constituents. These basic constituents, in otherwords substructural particles, are named preons. It is assumed that preons are what compose quarks, leptons and gauge bosons. It's also supposed that preons interactions lead to development of many new types of particles such as leptoquarks, leptogluons, diquarks, dileptons and excited fermions.

We will be interested in color octet leptons that in the framework of composite models with colored preons [1, 2, 3, 4, 5, 6, 7] have the same status as the excited leptons. For instance, in the framework of fermion-scalar models, leptons would be a bound state of one fermionic preon and one scalar anti-preon  $l = (F\bar{S}) = 1 \oplus 8$  (both  $F$  and  $S$  are color triplets), then each SM

lepton is thought to accompany with its own color octet partner [7]. There are many papers about manifestations of excited leptons at high energy colliders whereas color octet leptons are discussed only in a few papers [8, 7, 9, 10].

Resonant production of  $e_8$  at future ep colliders have been analyzed in recent paper [10], where also current limits on leptogluon masses are briefly discussed. It was shown that the  $e_8$  discovery at the LHeC simultaneously will determine the compositeness scale.

In this paper we will consider indirect manifestation of color octet electrons at the next generation linear colliders: International Linear Collider (ILC) and Compact Linear Collider (CLIC). In section 2, we present the interaction Lagrangian of the leptogluons as well as signal cross-section for the process  $e^-e^+ \rightarrow gg$  via t-channel  $e_8$  exchange. The signal and background analysis performed at ILC and CLIC is given in section 3. In the last section we give an interpretation of obtained results and concluding remarks.

## 2. INTERACTION LAGRANGIAN AND INDIRECT PRODUCTION CROSS SECTIONS

The interaction Lagrangian of leptogluons with the corresponding lepton and gluon is given by [11, 9, 10]:

$$L = \frac{1}{2\Lambda} \sum_l \{ \bar{l}_8 g_s G_{\mu\nu}^{\alpha} \sigma^{\mu\nu} (\eta_L l_L + \eta_R l_R) + h.c. \} \quad (1)$$

where  $G_{\mu\nu}^{\alpha}$  is field strength tensor for gluon, index  $\alpha = 1, 2, \dots, 8$  denotes the color,  $g_s$  is gauge coupling,  $\eta_L$  and  $\eta_R$  are the chirality factors,  $l_L$  and  $l_R$  denote left and right spinor components of lepton,  $\sigma^{\mu\nu}$  is the anti-symmetric tensor and  $\Lambda$  is the compositeness scale, which is taken to be equal to  $M_{e_8}$ . The leptonic chiral invariance implies  $\eta_L \eta_R = 0$ . For numerical calculations we implement this Lagrangian into the CalcHEP program [12].

\*corresponding author

Email addresses: aakay@etu.edu.tr (A.N. AKAY),  
hande.karadeniz@taek.gov.tr (H. KARADENIZ),  
m.sahin@etu.edu.tr (M. SAHIN), ssultansoy@etu.edu.tr (S. SULTANSOY)

Collider Parameters	ILC	CLIC1	CLIC2
$E(\sqrt{s})$ TeV	0.5	0.5	3
$L(10^{34} \text{cm}^{-2} \text{s}^{-1})$	2	2.3	5.9
$N(10^{10})$	2	0.68	0.372
$\sigma_x$ (nm)	640	202	45
$\sigma_y$ (nm)	5.7	2.3	1
$\sigma_z$ ( $\mu\text{m}$ )	300	44	44

Table 1: Main parameters of ILC and CLIC. Here N is the number of particles in bunch.  $\sigma_x$  and  $\sigma_y$  are RMS beam sizes at Interaction Point (IP),  $\sigma_z$  is the RMS bunch length.

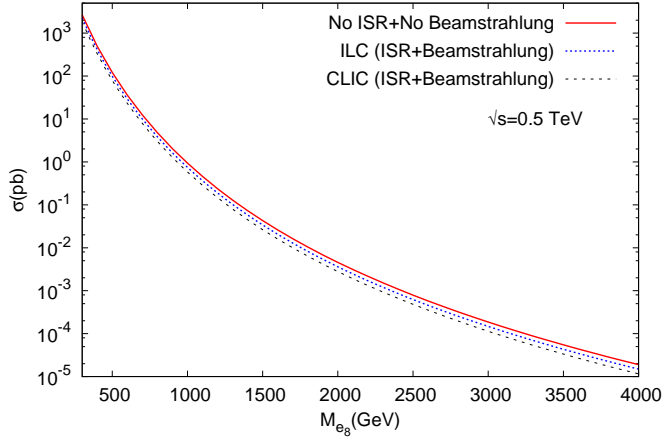


Figure 1: Indirect production cross sections for color octet electron at the ILC and CLIC1.

The cross sections for the process  $e^-e^+ \rightarrow gg$  via t-channel  $e_8$  exchange at  $\sqrt{s} = 0.5$  TeV are presented in Figure 1. ISR and Beamstrahlung effects at ILC and CLIC are calculated with CalcHEP program using parameters given in Table 1 [13, 14, 15].

In Figure 2 we present the results of similar calculations for the CLIC2  $\sqrt{s} = 3$  TeV. It is seen that ISR and Beamstrahlung effects essentially reduce the cross sections.

Figures 1 and 2 show that indirect manifestation of  $e_8$  could be seen for  $e_8$  mass values several times higher than those for direct pair production at corresponding center of mass energies, namely, 0.25 TeV at ILC/CLIC1 and 1.5 TeV at CLIC2.

### 3. SIGNAL AND BACKGROUND ANALYSIS

Our signal process is  $e^-e^+ \rightarrow gg$  and background processes are  $e^-e^+ \rightarrow \gamma, Z \rightarrow jj$ , where  $j = u, \bar{u}, d, \bar{d}, c, \bar{c}, s, \bar{s}, b, \bar{b}$ . In order to determine appropriate cuts we calculate  $p_T$ ,  $\eta$  and invariant mass distributions for signal and background processes. Results for ILC are presented in figures 3, 4 and 5, respectively. It is seen that selection cuts  $p_T > 120$  GeV,  $|\eta| < 1$  and  $375 \text{ GeV} < M_{inv}(jj) < 500 \text{ GeV}$  essentially suppress the background, whereas the signal remains almost unchanged.

Corresponding plots for CLIC1 and CLIC2 are presented in Figures 6-8 and 9-11, respectively. As a result we will use following sets of selection cuts:  $p_T > 120$  GeV,  $|\eta| < 1$  and 350

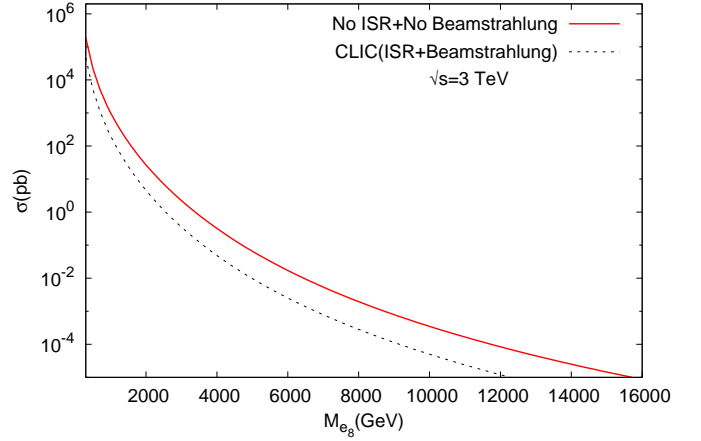


Figure 2: Indirect production cross sections for color octet electron at the CLIC2.

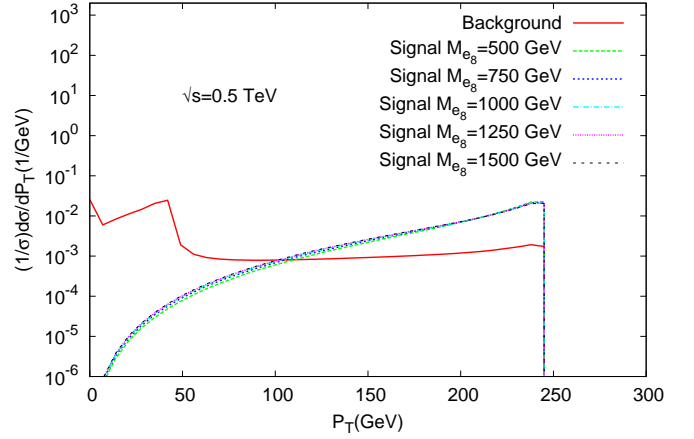


Figure 3: Normalized transverse momentum distributions of final state jets for signal and background at the ILC ( $\sqrt{s} = 0.5 \text{ TeV}$ ).

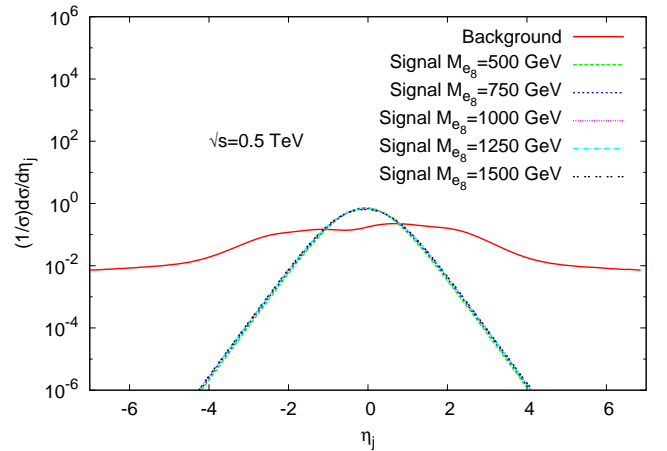


Figure 4: Normalized pseudo-rapidity distributions for jets signal and background at ILC ( $\sqrt{s} = 0.5 \text{ TeV}$ ).

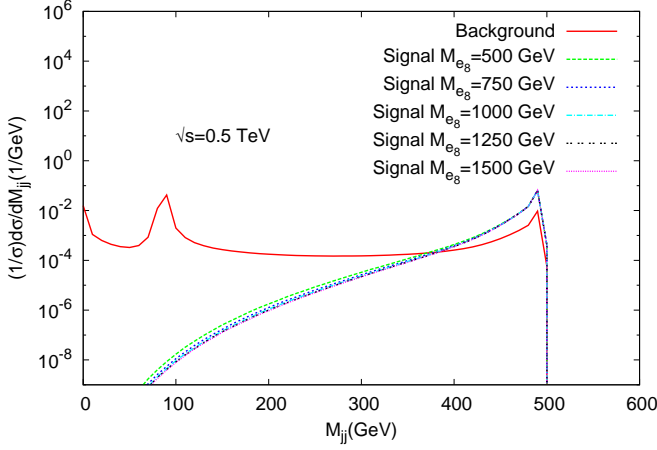


Figure 5: Normalized invariant mass distributions for jets signal and background at ILC ( $\sqrt{s} = 0.5$  TeV).

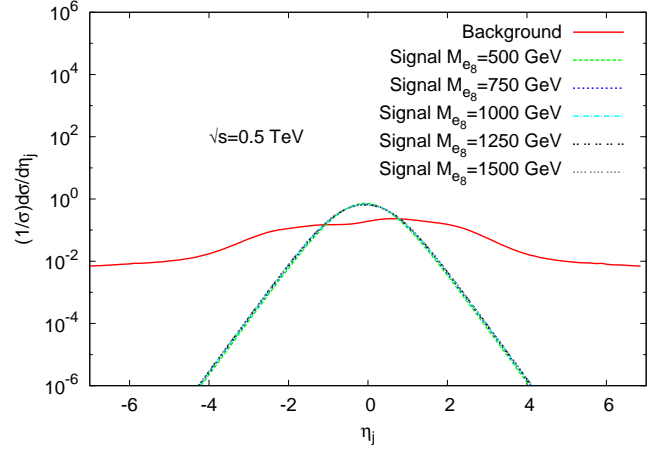


Figure 7: Normalized pseudo-rapidity distributions for jets signal and background at CLIC1 ( $\sqrt{s} = 0.5$  TeV).

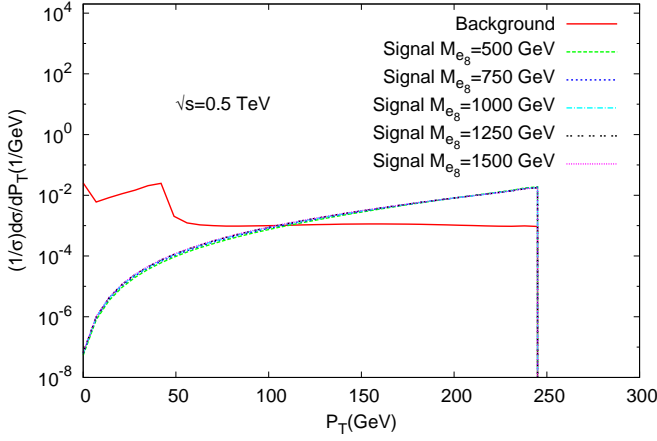


Figure 6: Normalized transverse momentum distributions of final state jets for signal and background at the CLIC1 ( $\sqrt{s} = 0.5$  TeV).

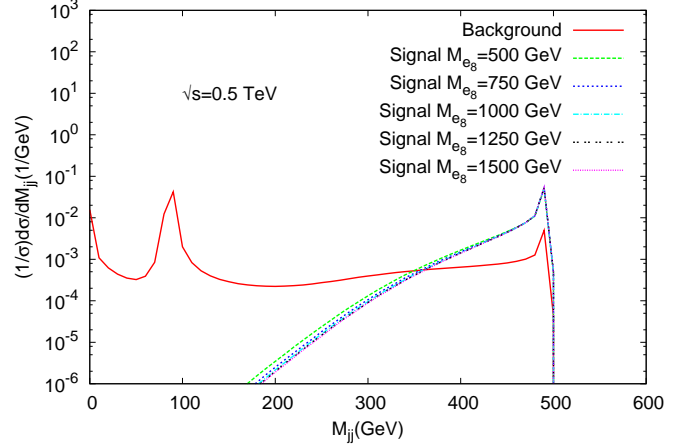


Figure 8: Normalized invariant mass distributions for jets signal and background at CLIC1 ( $\sqrt{s} = 0.5$  TeV).

$\text{GeV} < M_{inv}(jj) < 500 \text{ GeV}$  for CLIC1;  $p_T > 350 \text{ GeV}$ ,  $|\eta| < 1$  and  $1000 \text{ GeV} < M_{inv}(jj) < 3000 \text{ GeV}$  for CLIC2.

In the Table 2, we present signal and background cross-sections for the ILC (CLIC1) after above-mentioned cut sets. Corresponding values for CLIC2 are given in the Table 3.

For statistical significance, we use following formula:

$$S = \frac{\sigma_s}{\sqrt{\sigma_s + \sigma_b}} \sqrt{L_{int}} \quad (2)$$

where  $\sigma_s$  is signal cross-sections,  $\sigma_b$  is background cross-sections and  $L_{int}$  is integrated luminosity. In Figures 12, 13 and 14 the necessary integrated luminosities for  $2\sigma$  exclusion,  $3\sigma$  observation and  $5\sigma$  (indirect) discovery of  $e_8$  are plotted as a function of  $e_8$  mass for ILC, CLIC1 and CLIC2, respectively.

The reachable  $e_8$  mass values for one and three year operation with nominal luminosities are given in Table 4.

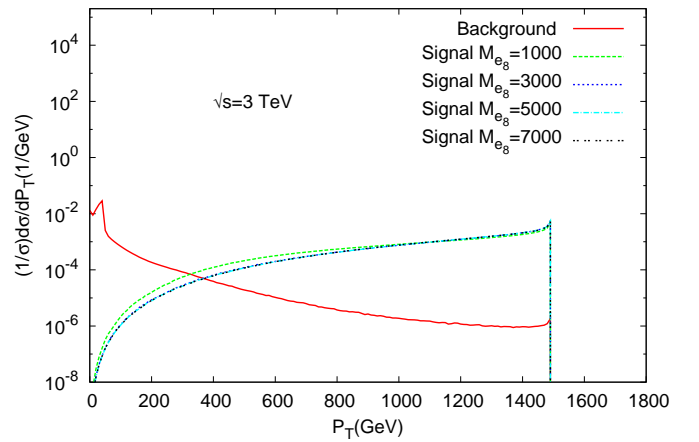


Figure 9: Normalized transverse momentum distributions of final state jets for signal and background at the CLIC2 ( $\sqrt{s} = 3$  TeV).

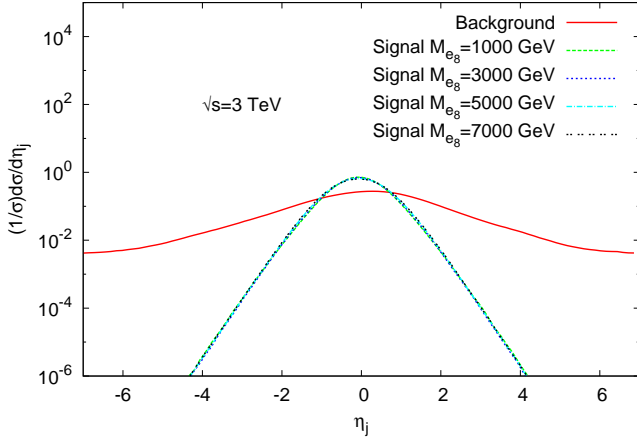


Figure 10: Normalized pseudo-rapidity distributions for jets signal and background at CLIC2 ( $\sqrt{s} = 3$  TeV).

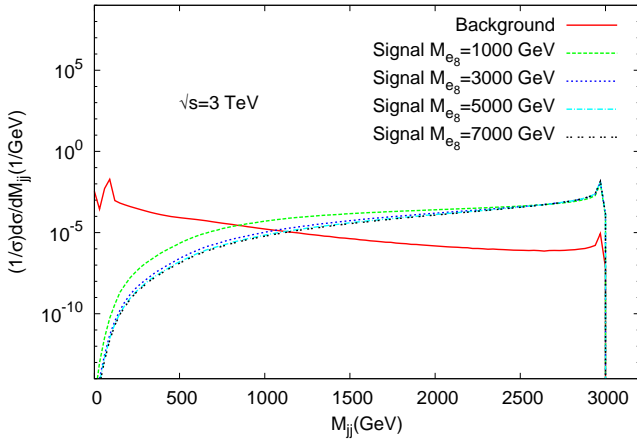


Figure 11: Normalized invariant mass distributions for jets signal and background at CLIC2 ( $\sqrt{s} = 3$  TeV).

$M_{e_8}$ , TeV	$\sigma$ , pb	
	ILC	CLIC1
0.5	89.835	70.326
1	0.663	0.5091
1.5	0.030	0.0229
2	0.0032	0.0024
Background	1.757	1.763

Table 2: Signal and background cross-sections after cuts for ILC and CLIC1. These cuts are  $p_T > 120$  GeV,  $|\eta| < 1$  and  $375$  GeV  $< M_{inv}(jj) < 500$  GeV for ILC and  $p_T > 120$  GeV,  $|\eta| < 1$  and  $350$  GeV  $< M_{inv}(jj) < 500$  GeV for CLIC1.

$M_{e_8}$ , TeV	$\sigma$ , pb
2	4.0081
3	0.3078
4	0.0424
5	0.0084
6	0.00217
7	0.00067
8	0.00024
Background	0.0378

Table 3: Signal and background cross-sections after cuts for CLIC2. These cuts are  $p_T > 350$  GeV,  $|\eta| < 1$  and  $1000$  GeV  $< M_{inv}(jj) < 3000$  GeV.

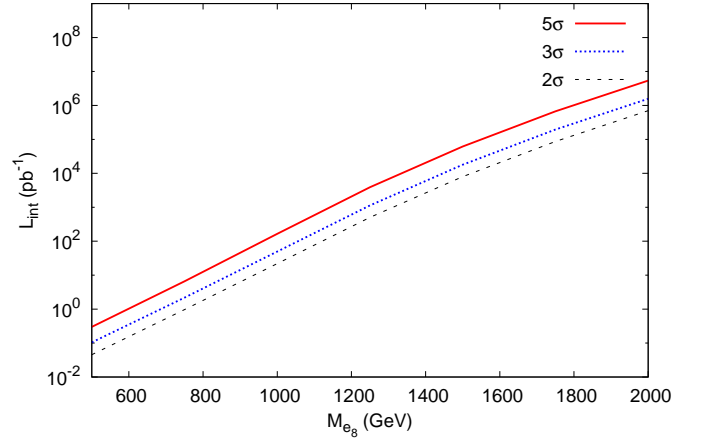


Figure 12: The necessary integrated luminosity for the indirect observation of  $e_8$  at the ILC.

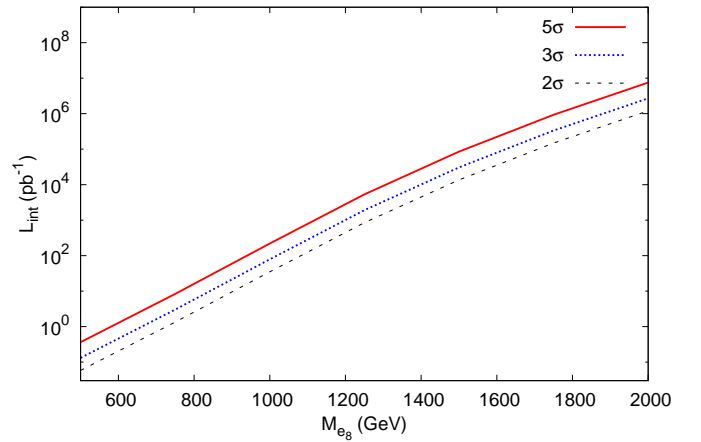


Figure 13: The necessary integrated luminosity for the indirect observation of  $e_8$  at the CLIC1.

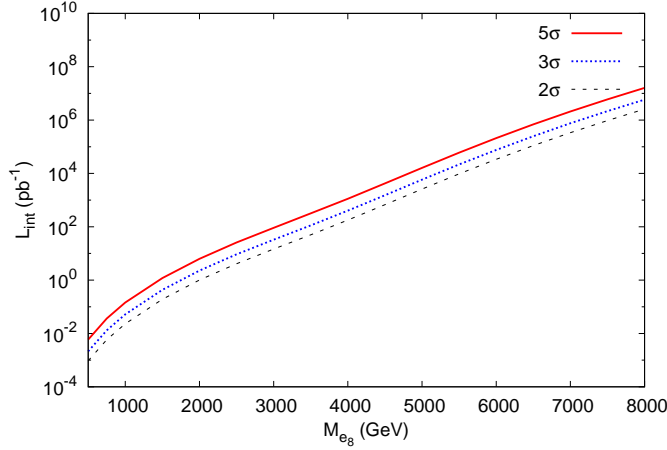


Figure 14: The necessary integrated luminosity for the indirect observation of  $e_8$  at the CLIC2.

Colliders	years	$5\sigma$	$3\sigma$	$2\sigma$
ILC	1 year	1640 GeV	1750 GeV	1850 GeV
ILC	3 year	1760 GeV	1880 GeV	1980 GeV
CLIC1	1 year	1600 GeV	1710 GeV	1800 GeV
CLIC1	3 year	1720 GeV	1840 GeV	1920 GeV
CLIC2	1 year	6430 GeV	6880 GeV	7260 GeV
CLIC2	3 year	6930 GeV	7400 GeV	7810 GeV

Table 4: Reachable  $e_8$  mass values for indirect discovery, observation and exclusion at the ILC, CLIC1 and CLIC2.

#### 4. CONCLUSION

We show that ILC will give opportunity for indirect observation of octet electron upto  $M_{e_8} = 1750$  (1880) GeV during one (three) operation with nominal luminosity. Corresponding values for CLIC1 are about 40 GeV lower. Therefore, both ILC and CLIC1 will give opportunity to pass essentially the Tevatron capacity for color octet electron ( $e_8$ ) search.

CLIC2 will be sensitive to 4 times higher mass values, namely,  $e_8$  masses upto 6880 (7400) GeV could be observed during one (three) year operation with nominal luminosity. These values essentially exceed capacity of the LHC to observe color octet electron ( $e_8$ ) via pair production.

#### Acknowledgments

This work is supported by TUBITAK in the framework of the BIDEF 2218 post-doctoral program.

#### References

- [1] I.A.D' Souza, C.S. Kalman, PREONS: Models of leptons, quarks and gauge bosons as composite objects, World Scientific Publishing Co, 1992.
- [2] H. Harari, Phys. Lett. B **86** (1979) 83.
- [3] H. Fritzsch, G. Mandelbaum, Phys. Lett. B **102** (1981) 319.
- [4] O.W. Greenberg, J. Sucher, Phys. Lett. B **99** (1981) 339.
- [5] R. Barbieri, R.N. Mohapatra, A. Maseiro, Phys. Lett. B **105** (1981) 369.
- [6] U. Baur, K.H. Streng, Phys. Lett. B **162** (1985) 387.
- [7] A. Celikel, M. Kantar, S. Sultansoy, Phys. Lett. B **443** (1998) 359.

- [8] J.L. Hewett, T.G. Rizzo, Phys. Rev. D **56** (1997) 9.
- [9] A. Celikel, M. Kantar, Tr. J. of Phys. **22** (1998) 401.
- [10] M. Sahin, S. Sultansoy and S. Turkoz, Phys. Lett. B **689** (2010) 172; arXiv:1001.4505 [hep-ph].
- [11] K. Nakamura *et al.*, (Particle Data Group), J. Phys. G **37**, 075021 (2010).
- [12] A. Pukhov, *et al.*, hep-ph/9908288.
- [13] J. Brau *et al.*, ILC reference design report vol. 3: Accelerator, ILC-REPORT-2007-001 (2007)
- [14] H. Braun *et al.*, CLIC 2008 parameters, CERN report No. CERN-OPEN-2008-21, CLIC-NOTE-764, Geneva (2008).
- [15] <http://clic-meeting.web.cern.ch/clic-meeting/clicktable2010.html>, CLIC PARAMETER LIST 3 TeV.