

# Luminosity Determination in $pp$ Collisions at $\sqrt{s} = 7$ TeV Using the ATLAS Detector at the LHC

The ATLAS Collaboration

November 26, 2024

**Abstract.** Measurements of luminosity obtained using the ATLAS detector during early running of the Large Hadron Collider (LHC) at  $\sqrt{s} = 7$  TeV are presented. The luminosity is independently determined using several detectors and multiple algorithms, each having different acceptances, systematic uncertainties and sensitivity to background. The ratios of the luminosities obtained from these methods are monitored as a function of time and of  $\mu$ , the average number of inelastic interactions per bunch crossing. Residual time- and  $\mu$ -dependence between the methods is less than 2% for  $0 < \mu < 2.5$ . Absolute luminosity calibrations, performed using beam separation scans, have a common systematic uncertainty of  $\pm 11\%$ , dominated by the measurement of the LHC beam currents. After calibration, the luminosities obtained from the different methods differ by at most  $\pm 2\%$ . The visible cross sections measured using the beam scans are compared to predictions obtained with the PYTHIA and PHOJET event generators and the ATLAS detector simulation.

**PACS.** 07.77.Ka Charged-particle beams, sources and detectors – 29.27.-a Charged-particle beams in accelerators – 13.75.Cs, 13.85.-t Proton-proton interactions

## 1 Introduction and Overview

A major goal of the ATLAS [1] physics program for 2010 is the measurement of cross sections for Standard Model processes. Accurate determination of the luminosity is an essential ingredient of this program. This article describes the first results on luminosity determination, including an assessment of the systematic uncertainties, for data taken at the LHC [2] in proton-

proton collisions at a centre-of-mass energy  $\sqrt{s} = 7$  TeV. It is organized as follows.

The ATLAS strategy for measuring and calibrating the luminosity is outlined below and is followed in Section 2 by a brief description of the subdetectors used for luminosity determination. Each of these detectors is associated with one or more luminosity algorithms, described in Section 3. The ab-

solute calibration of these algorithms using beam-separation scans forms the subject of Section 4. The internal consistency of the luminosity measurements is assessed in Section 5. Finally, the scan-based calibrations are compared in Section 6 to those predicted using the PYTHIA [3] and PHOJET [4] event generators coupled to a full GEANT4 [5] simulation of the ATLAS detector response [6]. Conclusions are summarized in Section 7.

The luminosity of a  $pp$  collider can be expressed as

$$\mathcal{L} = \frac{R_{inel}}{\sigma_{inel}} \quad (1)$$

where  $R_{inel}$  is the rate of inelastic collisions and  $\sigma_{inel}$  is the  $pp$  inelastic cross section. If a collider operates at a revolution frequency  $f_r$  and  $n_b$  bunches cross at the interaction point, this expression can be rewritten as

$$\mathcal{L} = \frac{\mu n_b f_r}{\sigma_{inel}} \quad (2)$$

where  $\mu$  is the average number of inelastic interactions per bunch crossing (BC). Thus, the instantaneous luminosity can be determined using any method that measures the ratio  $\mu/\sigma_{inel}$ .

A fundamental ingredient of the ATLAS strategy to assess and control the systematic uncertainties affecting the absolute luminosity determination is to compare the measurements of several luminosity detectors, most of which use more than one counting technique. These multiple detectors and algorithms are characterized by significantly different acceptance, response to pile-up (multiple  $pp$  interactions within the same bunch crossing), and sensitivity to instrumental effects and to beam-induced backgrounds. The level of consistency across the various methods, over the full range of single-bunch luminosities and beam

conditions, provides valuable cross-checks as well as an estimate of the detector-related systematic uncertainties.

Techniques for luminosity determination can be classified as follows:

- *Event Counting*: here one determines the fraction of bunch crossings during which a specified detector registers an “event” satisfying a given selection requirement. For instance, a bunch crossing can be said to contain an “event” if at least one  $pp$  interaction in that crossing induces at least one observed hit in the detector being considered.
- *Hit Counting*: here one counts the number of hits (for example, electronic channels or energy clusters above a specified threshold) per bunch crossing in a given detector.
- *Particle Counting*: here one determines the distribution of the number of particles per beam crossing (or its mean) inferred from reconstructed quantities (*e.g.* tracks), from pulse-height distributions or from other observables that reflect the instantaneous particle flux traversing the detector (*e.g.* the total ionization current drawn by a liquid-argon calorimeter sector).

At present, ATLAS relies only on event-counting methods for the determination of the absolute luminosity. Equation 2 can be rewritten as:

$$\mathcal{L} = \frac{\mu n_b f_r}{\sigma_{inel}} = \frac{\mu^{vis} n_b f_r}{\varepsilon \sigma_{inel}} = \frac{\mu^{vis} n_b f_r}{\sigma_{vis}} \quad (3)$$

where  $\varepsilon$  is the efficiency for one inelastic  $pp$  collision to satisfy the event-selection criteria, and  $\mu^{vis} \equiv \varepsilon \mu$  is the average number of visible inelastic interactions per BC (*i.e.* the mean number of  $pp$  collisions per BC that pass that “event” selection). The visible cross section  $\sigma_{vis} \equiv \varepsilon \sigma_{inel}$  is the calibration

constant that relates the measurable quantity  $\mu^{vis}$  to the luminosity  $\mathcal{L}$ . Both  $\varepsilon$  and  $\sigma_{vis}$  depend on the pseudorapidity distribution and particle composition of the collision products, and are therefore different for each luminosity detector and algorithm.

In the limit  $\mu_{vis} \ll 1$ , the average number of visible inelastic interactions per BC is given by the intuitive expression

$$\mu^{vis} \approx \frac{N}{N_{BC}} \quad (4)$$

where  $N$  is the number of events passing the selection criteria that are observed during a given time interval, and  $N_{BC}$  is the number of bunch crossings in that same interval. When  $\mu$  increases, the probability that two or more  $pp$  interactions occur in the same bunch crossing is no longer negligible, and  $\mu^{vis}$  is no longer linearly related to the raw event count  $N$ . Instead  $\mu^{vis}$  must be calculated taking into account Poisson statistics, and in some cases, instrumental or pile-up related effects (Section 3.4).

Several methods can be used to determine  $\sigma_{vis}$ . At the Tevatron, luminosity measurements are normalized to the total inelastic  $p\bar{p}$  cross section, with simulated data used to determine the event- or hit-counting efficiencies [7, 8]. Unlike the case of the Tevatron, where the  $p\bar{p}$  cross section was determined<sup>1</sup> independently by two experiments, the  $pp$  inelastic cross section at 7 TeV has not been measured yet. Extrapolations from lower energy involve significant systematic uncertainties, as does the determination of  $\varepsilon$ , which depends on the modeling of particle momentum distributions and multiplicity for the full  $pp$  inelastic cross section. In the future, the ALFA detector [9] will

<sup>1</sup> In fact, Tevatron cross sections were measured at  $\sqrt{s} = 1.8$  TeV and extrapolated to  $\sqrt{s} = 1.96$  TeV.

provide an absolute luminosity calibration at ATLAS through the measurement of elastic  $pp$  scattering at small angles in the Coulomb-Nuclear Interference region. In addition, it is possible to normalize cross section measurements to electroweak processes for which precise NNLO calculations exist, for example  $W$  and  $Z$  production [10]. Although the cross section for the production of electroweak bosons in  $pp$  collisions at  $\sqrt{s} = 7$  TeV has been measured by ATLAS [11] and found to be in agreement with the Standard Model expectation, with experimental and theoretical systematic uncertainties of  $\sim 7\%$ , we choose not to use these data as a luminosity calibration, since such use would preclude future comparisons with theory. However, in the future, it will be possible to monitor the variation of luminosity with time using  $W$  and  $Z$  production rates.

An alternative is to calibrate the counting techniques using the absolute luminosity  $\mathcal{L}$  inferred from measured accelerator parameters [12] [13]:

$$\mathcal{L} = \frac{n_b f_r n_1 n_2}{2\pi \Sigma_x \Sigma_y} \quad (5)$$

where  $n_1$  and  $n_2$  are the numbers of particles in the two colliding bunches and  $\Sigma_x$  and  $\Sigma_y$  characterize the widths of the horizontal and vertical beam profiles. One typically measures  $\Sigma_x$  and  $\Sigma_y$  using *van der Meer* (vdM) scans (sometimes also called *beam-separation* or *luminosity* scans) [14]. The observed event rate is recorded while scanning the two beams across each other first in the horizontal ( $x$ ), then in the vertical ( $y$ ) direction. This measurement yields two bell-shaped curves, with the maximum rate at zero separation, from which one extracts the values of  $\Sigma_x$  and  $\Sigma_y$  (Section 4). The luminosity at zero separation can then be computed using Equation 5, and  $\sigma_{vis}$  extracted from Equation 3 using the measured values of  $\mathcal{L}$  and  $\mu^{vis}$ .

The  $vdM$  technique allows the determination of  $\sigma_{vis}$  without *a priori* knowledge of the inelastic  $pp$  cross section or of detector efficiencies. Scan results can therefore be used to test the reliability of Monte Carlo event generators and of the ATLAS simulation by comparing the visible cross sections predicted by the Monte Carlo for various detectors and algorithms to those obtained from the scan data.

ATLAS uses the  $vdM$  method to obtain its absolute luminosity calibration both for online monitoring and for offline analysis. Online, the luminosity at the ATLAS interaction point (IP1) is determined approximately once per second using the counting rates from the detectors and algorithms described in Sections 2 and 3. The raw event count  $N$  is converted to a visible average number of interactions per crossing  $\mu_{vis}$  as described in Section 3.4, and expressed as an absolute luminosity using the visible cross sections  $\sigma_{vis}$  measured during beam-separation scans. The results of all the methods are displayed in the ATLAS control room, and the luminosity from a single online “preferred” algorithm is transmitted to the LHC control room, providing real-time feedback for accelerator tuning.

The basic time unit for storing luminosity information for later use is the *Luminosity Block* (LB). The duration of a LB is approximately two minutes, with begin and end times set by the ATLAS data acquisition system (DAQ). All data-quality information, as well as the luminosity, are stored in a relational database for each LB. The luminosity tables in the offline database allow for storage of multiple methods for luminosity determination and are versioned so that updated calibration constants can be applied. The results of all online luminosity methods are stored, and results from additional offline algo-

rithms are added. This infrastructure enables comparison of the results from different methods as a function of time. After data quality checks have been performed and calibrations have been validated, one algorithm is chosen as the “preferred” offline algorithm for physics analysis and stored as such in the database. Luminosity information is stored as delivered luminosity. Corrections for trigger prescales, DAQ deadtime and other sources of data loss are performed on an LB-by-LB basis when the integrated luminosity is calculated.

## 2 The ATLAS Luminosity Detectors

The ATLAS detector is described in detail in Ref. [1]. This section provides a brief description of the subsystems used for luminosity measurements, arranged in order of increasing pseudorapidity.<sup>2</sup> A summary of the relevant characteristics of these detectors is given in Table 1.

The Inner Detector is used to measure the momentum of charged particles. It consists of three subsystems: a pixel detector, a silicon strip tracker (SCT) and a transition radiation straw tube tracker (TRT). These detectors are located inside a solenoidal magnet that provides a 2 T axial field. The tracking

---

<sup>2</sup> ATLAS uses a coordinate system where the nominal interaction point is at the centre of the detector. The direction of beam 2 (counterclockwise around the LHC ring) defines the  $z$ -axis; the  $x$ - $y$  plane is transverse to the beam. The positive  $x$ -axis is defined as pointing to the centre of the ring, and the positive  $y$ -axis upwards. Side-A of the detector is on the-positive  $z$  side and side-C on the negative- $z$  side. The azimuthal angle  $\phi$  is measured around the beam axis. The pseudorapidity  $\eta$  is defined as  $\eta = -\ln(\tan \theta/2)$  where  $\theta$  is the polar angle from the beam axis.

Detector	Pseudorapidity Coverage	# Readout Channels
Pixel	$ \eta  < 2.5$	$8 \times 10^7$
SCT	$ \eta  < 2.5$	$6.3 \times 10^6$
TRT	$ \eta  < 2.0$	$3 \times 10^5$
MBTS	$2.09 <  \eta  < 3.84$	32
LAr: EMEC	$2.5 <  \eta  < 3.2$	$3 \times 10^4$
LAr: FCal	$3.1 <  \eta  < 4.9$	5632
BCM	$ \eta  = 4.2$	8
LUCID	$5.6 <  \eta  < 6.0$	32
ZDC	$ \eta  > 8.3$	16

**Table 1.** Summary of relevant characteristics of the detectors used for luminosity measurements. For the ZDC, the number of readout channels only includes those used by the luminosity algorithms.

efficiency as a function of transverse momentum ( $p_T$ ), averaged over all pseudorapidity, rises from  $\sim 10\%$  at 100 MeV to  $\sim 86\%$  for  $p_T$  above a few GeV [15].

For the initial running period at low instantaneous luminosity ( $< 10^{33} \text{ cm}^{-2}\text{s}^{-1}$ ), ATLAS has been equipped with segmented scintillator counters, the Minimum Bias Trigger Scintillators (MBTS), located at  $z = \pm 365$  cm from the collision centre. The main purpose of the MBTS is to provide a trigger on minimum collision activity during a  $pp$  bunch crossing. Light emitted by the scintillators is collected by wavelength-shifting optical fibers and guided to a photomultiplier tube (PMT). The MBTS signals, after being shaped and amplified, are fed into leading-edge discriminators and sent to the central trigger processor (CTP). An MBTS hit is defined as a signal above the discriminator threshold (50 mV).

The precise timing ( $\sim 1$  ns) provided by the liquid argon (LAr) calorimeter is used to count events with collisions, therefore providing a measurement of the luminosity. The LAr calorimeter covers the region  $|\eta| < 4.9$ . It consists of the electromagnetic (EM) for  $|\eta| < 3.2$ , the Hadronic Endcap for  $1.5 < |\eta| < 3.2$  and the Forward Calorimeter (FCal) for  $3.1 < |\eta| < 4.9$ . The luminosity analysis is based on energy deposits in the Inner Wheel of the electromagnetic endcap (EMEC) and the first layer of the FCal. The precise timing is used to reject background for the offline measurement of the luminosity.

The primary purpose of the Beam Conditions Monitor (BCM) [16] is to monitor beam losses and provide fast feedback to the accelerator operations team. It is an essential ingredient of the detector protection system, providing a fast accelerator abort signal in the event of large beam loss. The BCM consists of two arms of diamond sensors located at  $z = \pm 184$  cm and  $r = 5.5$  cm and uses programable front-end electronics (FPGAs) to histogram the single-sided and coincidence rates as a function of Bunch Crossing Identifier (BCID). These histograms are read out by the BCM monitoring software and made available to other online applications through the online network. Thus, bunch-by-bunch rates are available and are not subject to DAQ deadtime. The detector's value as a luminosity monitor is further enhanced by its excellent timing (0.7 ns) which allows for rejection of backgrounds from beam-halo.

LUCID is a Cherenkov detector specifically designed for measuring the luminosity in ATLAS. Sixteen optically reflecting aluminum tubes filled with  $\text{C}_4\text{F}_{10}$  gas surround the beampipe on each side of the interaction point. Cherenkov photons created by charged particles in the gas are reflected by the tube walls

until they reach PMTs situated at the back end of the tubes. The Cherenkov light created in the gas typically produces 60-70 photoelectrons, while the quartz window adds another 40 photoelectrons to the signal. After amplification, the signals are split three-fold and presented to a set of constant fraction discriminators (CFDs), charge-to-digital converters and 32-bit flash ADCs with 80 samplings. If the signal has a pulse height larger than the discriminator threshold (which is equivalent to 15 photoelectrons) a tube is “hit.” The hit-pattern produced by all the discriminators is sent to a custom-built electronics card (LUMAT) which contains FPGAs that can be programmed with different luminosity algorithms. LUMAT receives timing signals from the LHC clock used for synchronizing all detectors and counts the number of events or hits passing each luminosity algorithm for each BCID in an orbit. It also records the number of orbits made by the protons in the LHC during the counting interval. At present there are four algorithms implemented in the LUMAT firmware (see Section 3.2.3). The data from LUMAT are broadcast to the ATLAS online network and archived for later offline use. In addition, LUMAT provides triggers for the CTP and sends the hit-patterns to the DAQ. The LUCID electronics is decoupled from the DAQ so that it can provide an online luminosity determination even if no global ATLAS run is in progress.

The primary purpose of the Zero-Degree Calorimeter (ZDC) is to detect forward neutrons and photons with  $|\eta| > 8.3$  in both  $pp$  and heavy-ion collisions. The ZDC consists of two arms located at  $z = \pm 140$  m in slots in the LHC TAN (Target Absorber Neutral) [2], occupying space that would otherwise contain inert copper shielding bars. In its final configuration,

each arm consists of calorimeter modules, one electromagnetic (EM) module (about 29 radiation lengths deep) followed by three hadronic modules (each about 1.14 interaction lengths deep). The modules are composed of tungsten with an embedded matrix of quartz rods which are coupled to photo multiplier tubes and read out through CFDs. Until July 2010 only the three hadronic modules were installed to allow running of the LHCf experiment [17], which occupied the location where the EM module currently sits. Taking into account the limiting aperture of the beamline, the effective ZDC acceptance for neutrals corresponds to 1 GeV in  $p_T$  for a 3.5 TeV neutron or photon. Charged particles are swept out of the ZDC acceptance by the final-triplet quadrupoles; Monte Carlo studies have shown that neutral secondaries contribute a negligible amount to the typical ZDC energy. A hit in the ZDC is defined as an energy deposit above CFD threshold. The ZDC is fully efficient for energies above  $\sim 400$  GeV.

### 3 Luminosity Algorithms

The time structure of the LHC beams and its consequences for the luminosity measurement (Section 3.1) drive the architecture of the online luminosity infrastructure and algorithms (Section 3.2). Some approaches to luminosity determination, however, are only possible offline (Section 3.3). In all cases, dealing properly with pile-up dependent effects (Section 3.4) is essential to ensure the precision of the luminosity measurements.

### 3.1 Bunch Patterns and Luminosity Backgrounds

The LHC beam is subdivided into 35640 RF-buckets of which nominally every tenth can contain a bunch. Subtracting abort and injection gaps, up to 2808 of these 3564 “slots”, which are 25 ns long, can be filled with beam. Each of these possible crossings is labeled by an integer BCID which is stored as part of the ATLAS event record.

Figure 1 displays the event rate per BC, as measured by two LUCID algorithms, as a function of BCID and time-averaged over a run that lasted about 15 hours. For this run, 35 bunch pairs collided in both ATLAS and CMS. These are called “colliding” (or “paired”) BCIDs. Bunches that do not collide at IP1 are labelled “unpaired.” Unpaired bunches that undergo no collisions in any of the IPs are called “isolated.” The structures observed in this figure are visible in the bunch-by-bunch luminosity distributions of all the detectors discussed in this paper, although with magnitudes affected by different instrumental characteristics and background sensitivities. Comparisons of the event rates in colliding, unpaired, isolated and empty bunch crossings for different event-selection criteria provide information about the origin of the luminosity backgrounds, as well as quantitative estimates of the signal purity for each of these detectors and algorithms.

Requiring at least one hit on at least one side (this is referred to as an Event\_OR algorithm below) reveals a complex time structure (Fig. 1a). The colliding bunches are clearly distinguished, with a rate of about four orders of magnitude above background. They are followed by a long tail where the rate builds up when the paired BCID’s follow each other in close succession, but decays slowly when no collisions occur for a

sufficiently long time. This “afterglow” (which is also apparent when analyzing the luminosity response of Event\_OR algorithms using the BCM or MBTS) is dominated by slowly-decaying, low-energy radiation produced by  $pp$  collision products that hit forward ATLAS components and scatter around the experimental cavern for tens of microseconds. BCID’s from unpaired and isolated bunches appear as small spikes above the afterglow background. These spikes are the result of beam-gas and beam-halo interactions; in some cases, they may also contain a very small fraction of  $pp$  collisions between an unpaired bunch in one beam and a satellite- or debunched- proton component in the opposing beam.<sup>3</sup>

For the Event\_AND algorithm (Fig. 1b), the coincidence requirement between the A- and C-sides suppresses the afterglow signal by an additional four orders of magnitude, clearly showing that this luminosity background is caused by random signals uncorrelated between the two sides. Unpaired-bunch rates for LUCID.Event\_AND lie 4-5 orders of magnitude lower than  $pp$  collisions between paired bunches.

This figure illustrates several important points. First, because only a fraction of the BCID’s are filled, an algorithm that selects on colliding BCID’s is significantly cleaner than one that is BCID-blind. Second, and provided only colliding BCID’s are used, the background is small (LUCID) to moder-

---

<sup>3</sup> In proton storage rings, a small fraction of the injected (or stored) beam may fail to be captured into (or may slowly diffuse out of) the intended RF bucket, generating a barely detectable unbunched beam component and/or coalescing into very low-intensity “satellite” bunches that are separated from a nominal bunch by up to a few tens of buckets.



ate (MBTS) for Event\_OR algorithms, and negligible for Event\_AND. In the Event\_OR case, the background contains contributions both from afterglow and from beam-gas and beam-halo interactions: its level thus depends crucially on the time separation between colliding bunches.

## 3.2 Online Algorithms

### 3.2.1 Online Luminosity Infrastructure

Online luminosity monitoring and archiving can be made available even when only the core ATLAS DAQ infrastructure is active; this makes it possible to provide luminosity information for machine tuning independently of the “busy” state of the DAQ system and of the hardware status of most subdetectors (except for the CTP and for one or more of the luminosity detectors). In addition, since the online luminosity data are collected in the front-end electronics of each detector (or at the CTP input), there is no need for prescaling, even at the highest luminosities.

The calculation and publication of instantaneous luminosities is performed by an application suite called the Online Luminosity Calculator (OLC). The task of the OLC is to retrieve the raw luminosity information (event or hit counts, number of colliding bunches  $n_b$ , and number of LHC orbits in the time interval considered) from the online network and to use these data to determine  $\mu$  and hence the measured luminosity. For each luminosity algorithm, the OLC outputs the instantaneous luminosity, averaged over all colliding BCIDs, at about 1 Hz. These values are displayed on online monitors, stored in the ATLAS online-monitoring archive and shipped to the LHC control room

to assist in collision optimization at IP1. In addition, the OLC calculates the luminosity averaged over the current luminosity block (in all cases the luminosity averaged over all colliding BCIDs, and when available the bunch-by-bunch luminosity vector) and stores these in the ATLAS conditions database.

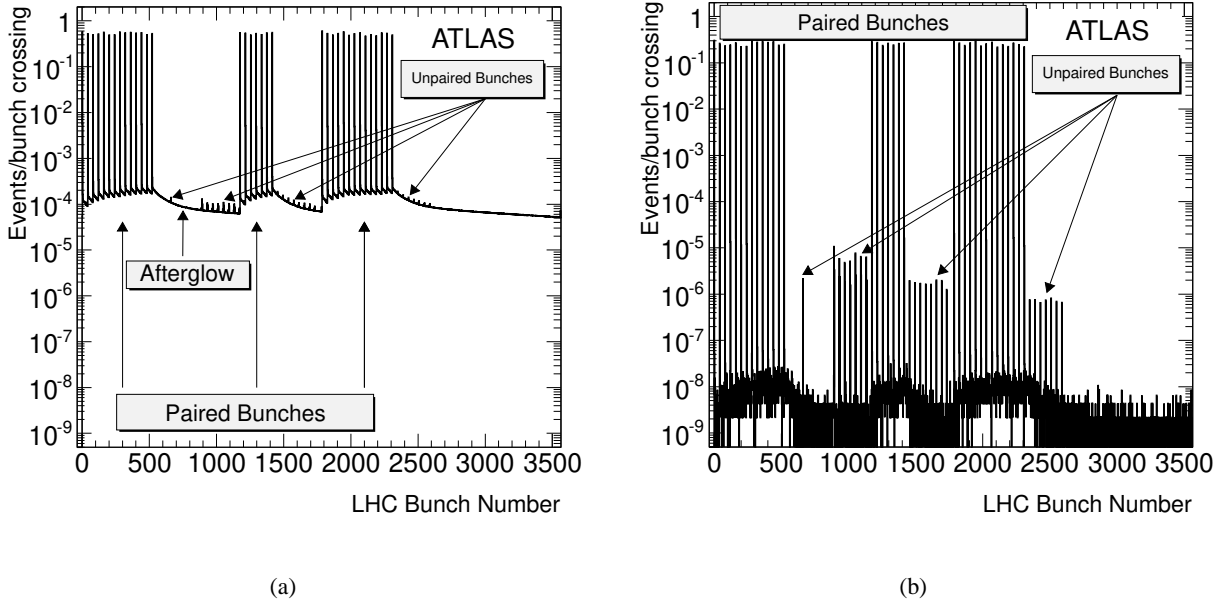
Most methods provide an LB-averaged luminosity measured from colliding bunches only, but for different detectors the requirement is imposed at different stages of the analysis. The BCM readout driver and the LUCID LUMAT module provide bunch-by-bunch raw luminosity information for each LB, as well as the luminosity per LB summed over all colliding BCID’s. For these two detectors, the OLC calculates the total (*i.e.* bunch-integrated) luminosity using an extension of Equation 3 that remains valid even when each bunch pair produces a different luminosity (reflecting a different value of  $\mu$ ) because of different bunch currents and/or emittances:

$$\mathcal{L} = \sum_{i \in \text{BCID}} \mu_i^{\text{vis}} \frac{f_r}{\sigma_{\text{vis}}} \quad (6)$$

where the sum is performed over the colliding BCID’s. This makes it possible to properly apply the pile-up correction bunch-by-bunch (Section 3.4).

For detectors where bunch-by-bunch luminosity is unavailable online, Equation 3 is used, with  $\mu^{\text{vis}}$  computed using the known number of paired BCID’s and the raw luminosity information averaged over either the colliding BCID’s (this is the case for the MBTS) or all BCID’s (the front-end luminosity infrastructure of the ZDC provides no bunch-by-bunch capability at this time).

For the MBTS, which lacks appropriate FPGA capabilities in the front end, the selection of colliding bunches is done through the trigger system. The BCID’s that correspond to col-



**Fig. 1.** Bunch-by-bunch event rate per bunch crossing in ATLAS run 162882, as recorded by a LUCID algorithm that requires (a) at least one hit on either LUCID side (`Event_OR`), or (b) at least one hit on both LUCID sides (`Event_AND`) within the same BCID.

liding bunches are identified and grouped in a list called the “physics bunch group,” which is used to gate the physics triggers. A second set of triggers using unpaired bunches is used offline to estimate beam backgrounds. The MBTS counters provide trigger signals to the CTP, which then uses bunch-group information to create separate triggers for physics and for unpaired bunch groups. The CTP scalers count the number of events that fire each trigger, as well as the number of LHC orbits (needed to compute the rate per bunch crossing). Every 10s these scalers are read out and published to the online network. Three values are stored for each trigger type: trigger before prescale (TBP), trigger after prescale and trigger after veto (TAV). The TBP counts are calculated directly using inputs to the CTP and are therefore free from any dead time or veto (except when the DAQ is paused), while the TAV corresponds to the rate of accepted events for which a trigger fired. To maximize the statistical power of the measurement and remain un-

affected by prescale changes, online luminosity measurements by the MBTS algorithms use the TBP rates.

### 3.2.2 BCM Algorithms

Out of the four sensors on each BCM side, only two are currently used for online luminosity determination. Three online algorithms, implemented in the firmware of the BCM readout driver, report results:

- `BCM_Event_OR` counts the number of events per BC in which at least one hit above threshold occurs on either the A-side, the C-side or both, within a 12.5 ns window centred on the arrival time of particles originating at IP1;
- `BCM_Event_AND` counts the number of events per BC where at least one hit above threshold is observed, within a 12.5 ns-wide coincidence window, both on the A- and the C-side.

Because the geometric coverage of the BCM is quite small,

the event rate reported by this algorithm during the beam-separation scans was too low to perform a reliable calibration. Therefore this algorithm will not be considered further in this paper;

- `BCM.Event_XORC` counts the number of events per BC where at least one hit above threshold is observed on the C-side, with none observed on the A-side within the same 12.5 ns-wide window. Because converting the event-counting probability measured by this method into an instantaneous luminosity involves more complex combinatorics than for the simpler `Event_OR` and `Event_AND` cases, fully exploiting this algorithm requires more extensive studies. These lie beyond the scope of the present paper.

### 3.2.3 LUCID Algorithms

Four algorithms are currently implemented in the LUMAT card:

- `LUCID_Zero_OR` counts the number of events per BC where at least one of the two detector sides reports no hits within one BCID, or where neither side contains any hit in one BCID;
- `LUCID_Zero_AND` counts the number of events per BC where no hit is found within one BCID on either detector side;
- `LUCID_Hit_OR` reports the mean number of hits per BC. In this algorithm, hits are counted for any event where there is at least one hit in any one of the 16 tubes in either detector side in one BCID;
- `LUCID_Hit_AND` reports the mean number of hits per BC, with the additional requirement that the event contain at least one hit on each of the two detector sides in one BCID.

The LUCID event-counting algorithms simply subtract the number of empty events reported by the zero-counting algorithms above from the total number of bunch crossings:

- `LUCID_Event_AND` reports the number of events with at least one hit on each detector side ( $N_{\text{LUCID\_Event\_AND}} = N_{BC} - N_{\text{LUCID\_Zero\_OR}}$ );
- `LUCID_Event_OR` reports the number of events for which the sum of the hits on both detector sides is at least one ( $N_{\text{LUCID\_Event\_OR}} = N_{BC} - N_{\text{LUCID\_Zero\_AND}}$ ).

Converting measured hit-counting probabilities into instantaneous luminosity does not lend itself to analytic models of the type used for event counting and requires detailed Monte Carlo modeling that depends on the knowledge of both the detector response and the particle spectrum in  $pp$  collisions. This modeling introduces additional systematic uncertainties and to be used reliably requires more extensive studies that lie beyond the scope of the present paper.

### 3.2.4 MBTS Algorithms

Raw online luminosity information is supplied by the following two CTP scalers:

- `MBTS_Event_OR` counts the number of events per BC where at least one hit above threshold is observed on either the A-side or the C-side, or both;
- `MBTS_Event_AND` counts the number of events per BC where at least one hit above threshold is observed both on the A- and the C-side.

### 3.2.5 ZDC Algorithms

Online luminosity information is supplied by dedicated ZDC scalers that count pulses produced by constant-fraction discriminators connected to the analog sum of ZDC photomultiplier signals on each side separately:

- ZDC.A reports the event rate where at least one hit above threshold is observed on the A-side, irrespective of whether a hit is simultaneously observed on the C-side;
- ZDC.C reports the event rate where at least one hit above threshold is observed on the C-side, irrespective of whether a hit is simultaneously observed on the A-side;
- ZDC.Event.AND reports the event rate where at least one hit above threshold is observed in coincidence on the A- and C-sides. This algorithm is still under study and is not considered further in this paper.

The data described here were taken before the ZDC electronic gains and timings were fully equalized. Hence the corresponding visible cross sections for the A- and C-side differ by a few per cent.

## 3.3 Offline Algorithms

Some luminosity algorithms require detailed information that is not easily accessible online. These algorithms use data collected with a minimum bias trigger (*e.g.* one of the MBTS triggers) and typically include tighter requirements to further reduce backgrounds. Because such analyses can only be performed on events that are recorded by the DAQ system, they are statistically less powerful than the online algorithms. However, since the MBTS rates per BCID are not available online, offline

algorithms are important for these detectors for runs where the currents are very different from one bunch to the next. In addition, these methods use event selection criteria that are very similar to final physics analyses.

Verification that the luminosities obtained from the offline methods agree well with those obtained from the online techniques through the full range of relevant  $\mu$  provides an important cross-check of systematic uncertainties. As with the online measurements, the LB-averaged instantaneous luminosities are stored in the ATLAS conditions database.

### 3.3.1 MBTS Timing Algorithm

The background rate for events passing the MBTS.Event.AND trigger is a factor of about 1000 below the signal. As a result, online luminosity measurements from that trigger can be reliably calculated without performing a background subtraction. However, the signal-to-background ratio is reduced when the two beams are displaced relative to each other (since the signal decreases but the beam-induced backgrounds remain constant). At the largest beam separations used during the  $\sqrt{s}$  scans, the background rate approaches 10% of the signal. While these backgrounds are included in the fit model used to determine the online MBTS luminosity calibration (see Section 4.3), it is useful to cross-check these calibrations by reanalysing the data with a tighter offline selection. The offline time resolution of the MBTS is  $\sim 3$  ns and the distance between the A- and C-sides corresponds to a time difference of 23 ns for particles moving at the speed of light. Imposing a requirement that the difference in time measured for signals from the two sides be less than 10 ns reduces the background rate in the

MBTS\_Event\_AND triggered events to a negligible level ( $< 10^{-4}$ ) even at the largest beam displacements used in the scans, while maintaining good signal efficiency. This algorithm is called MBTS\_Timing. In those instances where different bunches have substantially different luminosities, MBTS\_Timing can be used to properly account for the pile-up dependent corrections.

### 3.3.2 Liquid Argon Algorithm

The timing cut used in MBTS\_Timing is only applicable to coincidence triggers, where hits are seen both on the A- and C-sides. It is possible to cross-check the online calibration of the single-sided MBTS\_Event\_OR trigger, where the signal-to-background ratios are lower, by imposing timing requirements on a different detector. The LAr\_Timing algorithm uses the liquid argon endcap calorimeters for this purpose. Events are required to pass the MBTS\_Event\_OR trigger and to have significant in-time energy deposits in both EM calorimeter endcaps. The analysis considers the energy deposits in the EMEC Inner Wheels and the first layer of the FCal, corresponding to the pseudorapidity range  $2.5 < |\eta| < 4.9$ . Cells are required to have an energy  $5\sigma$  above the noise level and to have  $E > 250$  MeV in the EMEC or  $E > 1200$  MeV in the FCal. Two cells are required to pass the selection on each of the A- and C-side. The time on the A-side (C-side) is then defined as the average time of all the cells on the A-side (C-side) that pass the above requirements. The times obtained from the A-side and C-side are then required to agree to better than  $\pm 5$  ns (the distance between the A- and C-sides corresponds to a time difference of 30 ns for particles moving at the speed of light).

### 3.3.3 Track-Based Algorithms

Luminosity measurements have also been performed offline by counting the rate of events with one or more reconstructed tracks in the MBTS\_Event\_OR sample. Here, rather than imposing a timing cut, the sample is selected by requiring that one or more charged particle tracks be reconstructed in the inner detector. Two variants of this analysis have been implemented that differ only in the details of the track selection.

The first method, referred to here as *primary-vertex event counting* (PrimVtx) has larger acceptance. The track selection and vertex reconstruction requirements are identical to those used for the study of charged particle multiplicities at  $\sqrt{s} = 7$  TeV [15]. Here, a reconstructed primary vertex is required that is formed from at least two tracks, each with  $p_T > 100$  MeV. Furthermore, the tracks are required to fulfill the following quality requirements: transverse impact parameter  $|d_0| < 4$  mm with respect to the luminous centroid, errors on the transverse and longitudinal impact parameters  $\sigma(d_0) < 5$  mm and  $\sigma(z_0) < 10$  mm, at least 4 hits in the SCT, and at least 6 hits in Pixel and SCT.

The second analysis, referred to here as *charged-particle event counting* (ChPart), is designed to allow the comparison of results from ALICE, ATLAS and CMS. It therefore uses fiducial and  $p_T$  requirements that are accessible to all three experiments. The method counts the rate of events that have at least one track with transverse momentum  $p_T > 0.5$  GeV and pseudorapidity  $|\eta| < 0.8$ . The track selection and acceptance corrections are identical (with the exception of the  $|\eta| < 0.8$  requirement) to those in Ref. [18]. The main criteria are an MBTS\_Event\_OR trigger, a reconstructed primary vertex with

at least three tracks with  $p_T > 150$  MeV, and at least one track with  $p_T > 500$  MeV,  $|\eta| < 0.8$  and at least 6 SCT hits and one Pixel hit. Data are corrected for the trigger efficiency, the efficiency of the vertex requirement and the tracking efficiency, all of which depend on  $p_T$  and  $\eta$ .

### 3.4 Converting Counting Rates to Absolute Luminosity

The value of  $\mu_i^{vis}$  used to determine the bunch luminosity  $\mathcal{L}_i$  in BCID  $i$  is obtained from the raw number of counts  $N_i$  and the number of bunch crossings  $N_{BC}$ , using an algorithm-dependent expression and assuming that:

- the number of  $pp$ -interactions occurring in any bunch crossing obeys a Poisson distribution. This assumption drives the combinatorial formalism presented in Sections 3.4.1 and 3.4.2 below;
- the efficiency to detect a single inelastic  $pp$  interaction is constant, in the sense that it does not change when several interactions occur in the same bunch crossing. This is tantamount to assuming that the efficiency  $\varepsilon_n$  for detecting one event associated with  $n$  interactions occurring in the same crossing is given by

$$\varepsilon_n = 1 - (1 - \varepsilon_1)^n \quad (7)$$

where  $\varepsilon_1$  is the detection efficiency corresponding to a single inelastic interaction in a bunch crossing (the same definition applies to the efficiencies  $\varepsilon^{OR}$ ,  $\varepsilon^A$ ,  $\varepsilon^C$  and  $\varepsilon^{AND}$  defined below). This assumption will be validated in Section 3.4.3.

The bunch luminosity is then given directly and without additional assumptions by

$$\mathcal{L}_i = \frac{\mu_i^{vis} f_r}{\sigma_{vis}} \quad (8)$$

using the value of  $\sigma_{vis}$  measured during beam-separation scans for the algorithm considered. However, providing a value for  $\mu \equiv \mu^{vis}/\varepsilon = \mu^{vis}\sigma_{inel}/\sigma_{vis}$  requires an assumption on the as yet unmeasured total inelastic cross section at  $\sqrt{s} = 7$  TeV<sup>4</sup>.

#### 3.4.1 Inclusive-OR Algorithms

In the Event\_OR case, the logic is straightforward. Since the Poisson probability for observing zero events in a given bunch crossing is  $P_0(\mu^{vis}) = e^{-\mu^{vis}} = e^{-\mu\varepsilon^{OR}}$ , the probability of observing at least one event is

$$\begin{aligned} P_{\text{Event\_OR}}(\mu^{vis}) &= \frac{N_{OR}}{N_{BC}} \\ &= 1 - P_0(\mu^{vis}) \\ &= 1 - e^{-\mu^{vis}} \end{aligned} \quad (9)$$

Here the raw event count  $N_{OR}$  is the number of bunch crossings, during a given time, in which at least one  $pp$  interaction satisfies the event-selection criteria of the OR algorithm under consideration, and  $N_{BC}$  is the total number of bunch crossings during the same interval. Equation 9 reduces to the intuitive result  $P_{\text{Event\_OR}}(\mu^{vis}) \approx \mu^{vis}$  when  $\mu^{vis} \ll 1$ . Solving for  $\mu^{vis}$  in terms of the event-counting rate yields:

$$\mu^{vis} = -\ln\left(1 - \frac{N_{OR}}{N_{BC}}\right) \quad (10)$$

#### 3.4.2 Coincidence Algorithms

For the Event\_AND case, the relationship between  $\mu^{vis}$  and  $N$  is more complicated. Instead of depending on a single efficiency,

<sup>4</sup> ATLAS uses the PYTHIA value of 71.5 mb.

the event-counting probability must be written in terms of  $\varepsilon^A$ ,  $\varepsilon^C$  and  $\varepsilon^{AND}$ , the efficiencies for observing an event with, respectively, at least one hit on the A-side, at least one hit on the C-side and at least one hit on both sides simultaneously. These efficiencies are related to the Event\_OR efficiency by  $\varepsilon^{OR} = \varepsilon^A + \varepsilon^C - \varepsilon^{AND}$ .

The probability  $P_{\text{Event\_AND}}(\mu)$  of there being at least one hit on both sides is one minus the probability  $P_0^{\text{Zero\_OR}}$  of there being no hit on at least one side. The latter, in turn, equals the probability that there be no hit on at least side A ( $P_{0A} = e^{-\mu\varepsilon^A}$ ), plus the probability that there be no hit on at least side C ( $P_{0C} = e^{-\mu\varepsilon^C}$ ), minus the probability that there be no hit on either side ( $P_0 = e^{-\mu\varepsilon^{OR}}$ ):

$$\begin{aligned} P_{\text{Event\_AND}}(\mu) &= \frac{N_{AND}}{N_{BC}} \\ &= 1 - P_0^{\text{Zero\_OR}}(\mu) \\ &= 1 - (e^{-\mu\varepsilon^A} + e^{-\mu\varepsilon^C} - e^{-\mu\varepsilon^{OR}}) \\ &= 1 - (e^{-\mu\varepsilon^A} + e^{-\mu\varepsilon^C} - e^{-\mu(\varepsilon^A + \varepsilon^C - \varepsilon^{AND})}) \end{aligned} \quad (11)$$

This equation cannot be inverted analytically. The most appropriate functional form depends on the values of  $\varepsilon^A$ ,  $\varepsilon^C$  and  $\varepsilon^{AND}$ .

For cases such as LUCID.Event\_AND and BCM.Event\_AND, the above equation can be simplified using the fact that  $\varepsilon^{AND} \ll \varepsilon^{A,C}$ , and assuming that  $\varepsilon^A \approx \varepsilon^C$ . The efficiencies  $\varepsilon^{AND}$  and  $\varepsilon^{OR}$  are defined by, respectively,  $\varepsilon^{AND} \equiv \sigma_{vis}^{AND} / \sigma_{inel}$  and  $\varepsilon^{OR} \equiv \sigma_{vis}^{OR} / \sigma_{inel}$ ; the average number of visible inelastic interactions per BC is computed as  $\mu^{vis} \equiv \varepsilon^{AND} \mu$ . Equation 11 then becomes

$$\begin{aligned} \frac{N_{AND}}{N_{BC}} &= 1 - 2e^{-\mu(\varepsilon^{AND} + \varepsilon^{OR})/2} + e^{-\mu\varepsilon^{OR}} \\ &= 1 - 2e^{-(1 + \sigma_{vis}^{OR} / \sigma_{vis}^{AND}) \mu^{vis} / 2} + e^{-(\sigma_{vis}^{OR} / \sigma_{vis}^{AND}) \mu^{vis}} \end{aligned} \quad (12)$$

The value of  $\mu^{vis}$  is then obtained by solving Equation 12 numerically using the values of  $\sigma_{vis}^{OR}$  and  $\sigma_{vis}^{AND}$  extracted from beam separation scans. The validity of this technique will be quantified in Section 5.

If the efficiency is high and  $\varepsilon^{AND} \approx \varepsilon^A \approx \varepsilon^C$ , as is the case for MBTS.Event\_AND, Equation 11 can be approximated by

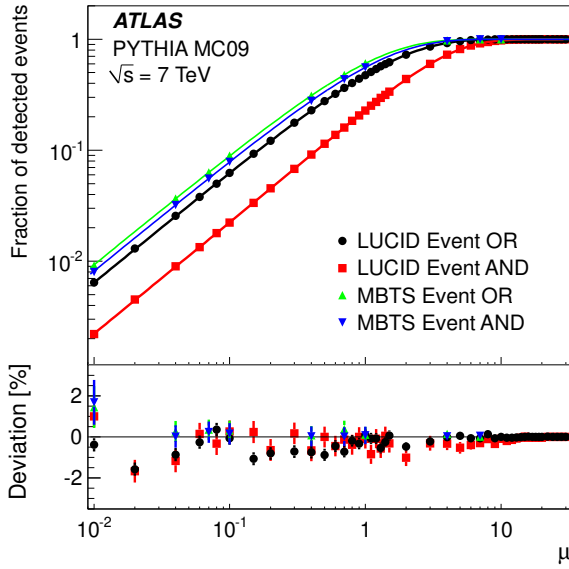
$$\mu^{vis} \approx -\ln\left(1 - \frac{N_{AND}}{N_{BC}}\right) \quad (13)$$

The  $\mu$ -dependence of the probability function  $P_{\text{Event\_AND}}$  is controlled by the relative magnitudes of  $\varepsilon^A$ ,  $\varepsilon^C$  and  $\varepsilon^{AND}$  (or of the corresponding measured visible cross sections). This is in contrast to the Event\_OR case, where the efficiency  $\varepsilon_{OR}$  factors out of Equation 10.

### 3.4.3 Pile-up-related Instrumental Effects

The  $\mu$ -dependence of the probability functions  $P_{\text{Event\_OR}}$  and  $P_{\text{Event\_AND}}$  is displayed in Fig. 2. All algorithms *saturate* at high  $\mu$ , reflecting the fact that as the pile-up increases, the probability of observing at least one event per bunch crossing approaches one. Any event-counting luminosity algorithm will therefore lose precision, and ultimately become unusable, as the LHC luminosity per bunch increases far beyond present levels. The tolerable pile-up level is detector- and algorithm-dependent: the higher the efficiency ( $\varepsilon_{MBTS}^{OR} > \varepsilon_{MBTS}^{AND} > \varepsilon_{LUCID}^{OR} > \varepsilon_{LUCID}^{AND}$ ), the earlier the onset of this saturation.

The accuracy of the event-counting formalism can be verified using simulated data. Figure 2 (bottom) shows that the parameterizations of Sections 3.4.1 and 3.4.2 deviate from the full simulation by  $\pm 2\%$  at most: possible instrumental effects not accounted for by the combinatorial formalism are predicted



**Fig. 2.** Fraction of bunch crossings containing a detected event for LUCID and MBTS algorithms as a function of  $\mu$ , the true average number of inelastic  $pp$  interactions per BC. The plotted points are the result of a Monte Carlo study performed using the PYTHIA event generator together with a GEANT4 simulation of the ATLAS detector response. The curves reflect the combinatorial formalism of Sections 3.4.1 and 3.4.2, using as input only the visible cross sections extracted from that same simulation. The bottom inset shows the difference between the full simulation and the parameterization. to have negligible impact for the bunch luminosities achieved in the 2010 LHC run ( $0 < \mu < 5$ ).

It should be stressed, however, that the agreement between the Poisson formalism and the full simulation depends critically on the validity of the assumption, summarized by Equation 7, that the efficiency for detecting an inelastic  $pp$  interaction is independent of the number of interactions that occur in each crossing. This requires, for instance, that the threshold for registering a hit in a phototube (nominally 15 photoelectrons for LUCID) be low enough compared to the aver-

age single-particle response. This condition is satisfied by the simulation shown in Fig. 2. Repeating this simulation with the LUCID threshold raised to 50 photoelectrons yields systematic discrepancies as large as 7% between the computed and simulated probability functions for the LUCID Event AND algorithm. When the threshold is too high, a particle from a single  $pp$  interaction occasionally fails to fire the discriminator. However, if two such particles from different  $pp$  interactions in the same bunch crossing traverse the same tube, they may produce enough light to register a hit. This effect is called migration.

## 4 Absolute Calibration Using Beam-Separation Scans

The primary calibration of all luminosity algorithms is derived from data collected during van der Meer scans. The principle (Section 4.1) is to measure simultaneously the collision rate at zero beam separation and the corresponding absolute luminosity inferred from the charge of the colliding proton bunches and from the horizontal and vertical convolved beam sizes [13]. Three sets of beam scans have been carried out in ATLAS, as detailed in Section 4.2. These were performed in both the horizontal and the vertical directions in order to reconstruct the transverse convolved beam profile. During each scan, the collision rates measured by the luminosity detectors were recorded while the beams were moved stepwise with respect to each other in the transverse plane.



#### 4.1 Absolute Luminosity from Beam Parameters

In terms of colliding-beam parameters, the luminosity  $\mathcal{L}$  is defined (for beams that collide with zero crossing angle) as

$$\mathcal{L} = n_b f_r n_1 n_2 \int \hat{\rho}_1(x, y) \hat{\rho}_2(x, y) dx dy \quad (14)$$

where  $n_b$  is the number of colliding bunches,  $f_r$  is the machine revolution frequency (11245.5 Hz for LHC),  $n_{1(2)}$  is the number of particles per bunch in beam 1 (2) and  $\hat{\rho}_{1(2)}(x, y)$  is the normalized particle density in the transverse ( $x$ - $y$ ) plane of beam 1 (2) at the IP. Under the general assumption that there is no correlation between  $x$  and  $y$ , *i.e.* that transverse coupling is negligible<sup>5</sup> at the IP, the particle densities can be factorized ( $\hat{\rho}(x, y) = \rho(x)\rho(y)$ ) and Equation 14 rewritten as

$$\mathcal{L} = n_b f_r n_1 n_2 \Omega_x(\rho_1(x), \rho_2(x)) \Omega_y(\rho_1(y), \rho_2(y)) \quad (15)$$

where

$$\Omega_x(\rho_1, \rho_2) = \int \rho_1(x) \rho_2(x) dx$$

is the beam overlap integral in the  $x$  direction (with an analogous definition in the  $y$  direction). In the method proposed by van der Meer [14] the overlap integral (for example in the  $x$  direction) can be calculated as:

$$\Omega_x(\rho_1, \rho_2) = \frac{R_x(0)}{\int R_x(\delta) d\delta} \quad (16)$$

where  $R_x(\delta)$  is the luminosity (or equivalently  $\mu^{vis}$ ) – at this stage in arbitrary units – measured during a horizontal scan at the time the two beams are separated by the distance  $\delta$  and  $\delta = 0$  represents the case of zero beam separation.  $\Sigma_x$  is defined

<sup>5</sup> Combining the observed vertical to horizontal emittance ratios with the measured LHC lattice functions indicates that the luminosity loss caused by the residual tilt of the two beams was less than 0.25%.

by the equation:

$$\Sigma_x = \frac{1}{\sqrt{2\pi}} \frac{\int R_x(\delta) d\delta}{R_x(0)} \quad (17)$$

In the case where the luminosity curve  $R_x(\delta)$  is Gaussian,  $\Sigma_x$  coincides with the standard deviation of that distribution. By using the last two equations, Equation 15 can be rewritten as

$$\mathcal{L} = \frac{n_b f_r n_1 n_2}{2\pi \Sigma_x \Sigma_y} \quad (18)$$

which is a general formula to extract luminosity from machine parameters by performing a beam separation scan. Equation 18 is quite general;  $\Sigma_x$  and  $\Sigma_y$  only depend on the area under the luminosity curve.

#### 4.2 Luminosity-Scan Data Sets

Three van der Meer scans have been performed at the ATLAS interaction point (Table 2). The procedure [12, 19] ran as follows. After centring the beams on each other at the IP in both the horizontal and the vertical plane using mini-scans, a full luminosity-calibration scan was carried out in the horizontal plane, spanning a range of  $\pm 6\sigma_b$  in horizontal beam-separation (where  $\sigma_b$  is the nominal transverse size of either beam at the IP). A full luminosity-calibration scan was then carried out in the vertical plane, again spanning a range of  $\pm 6\sigma_b$  in relative beam separation.

The mini-scans used to first centre the beams on each other in the transverse plane were done by activating closed orbit bumps<sup>6</sup> around the IP that vary the IP positions of both beams

<sup>6</sup> A closed orbit bump is a local distortion of the beam orbit that is implemented using pairs of steering dipoles located on either side of the affected region. In this particular case, these bumps are tuned to

by  $\pm 1\sigma_b$  in opposite directions, either horizontally or vertically. The relative positions of the two beams were then adjusted, in each plane, to achieve (at that time) optimum transverse overlap.

The full horizontal and vertical scans followed an identical procedure, where the same orbit bumps were used to displace the two beams in opposite directions by  $\pm 3\sigma_b$ , resulting in a total variation of  $\pm 6\sigma_b$  in relative displacement at the IP. In Scan I, the horizontal scan started at zero nominal separation, moved to the maximum separation in the negative direction, stepped back to zero and on to the maximum positive separation, and finally returned to the original settings of the closed-orbit bumps (zero nominal separation). The same procedure was followed for the vertical scan. In Scan II and III, after collision optimization with the transverse mini-scans, a full horizontal scan was taken from negative to positive nominal separation, followed by a hysteresis cycle where the horizontal nominal separation was run to  $-6\sigma_b$ , then 0 then  $+6\sigma_b$ , and finally followed by a full horizontal scan in the opposite direction to check for potential hysteresis effects. The same procedure was then repeated in the vertical direction.

For each scan, at each of 27 steps in relative displacement, the beams were left in a quiescent state for  $\sim 30$  seconds. During this time the (relative) luminosities measured by all active luminosity monitors were recorded as a function of time in a dedicated online-data stream, together with the value of the nominal separation, the beam currents and other relevant accelerator parameters transmitted to ATLAS by the accelera-

---

translate either beam parallel to itself at the IP, in either the horizontal or the vertical direction.

tor control system. In addition, the full data acquisition system was operational throughout the scan, using the standard trigger menu, and triggered events were recorded as part of the normal data collection.

### 4.3 Parametrization and Analysis of the Beam Scan Data

Data from all three scans have been analyzed both from the dedicated online-data stream and from the standard ATLAS data stream. Analyses using the standard data stream suffer from reduced statistical precision relative to the dedicated stream, but allow for important cross-checks both of the background rates and of the size and position of the luminous region. In addition, because this stream contains full events, these data can be used to measure the visible cross section corresponding to standard analysis selections that require, for example, timing cuts in the MBTS or the liquid argon Calorimeter or the presence of a reconstructed primary vertex. Measurements performed using these two streams provide a consistent interpretation of the data within the relevant statistical and systematic uncertainties.

In all cases, the analyses fit the relative variation of the bunch luminosity as a function of the beam separation to extract  $\Sigma_x$  and  $\Sigma_y$  (Equation 17). These results are then combined with the measured bunch currents to determine the absolute luminosity using Equation 18. Although the pile-up effects remained relatively weak during these scans, the raw rates

	vdM Scan I (April 26, 2010)	vdM Scan II, III (May 9, 2010)
LHC Fill Number	1059	1089
Scan Directions	1 horizontal scan followed by 1 vertical scan	2 horizontal scans followed by 2 vertical scans
Total Scan Steps per Plane	27 ( $\pm 6\sigma_b$ )	54 (27+27) ( $\pm 6\sigma_b$ )
Scan Duration per Step	30 sec	30 sec
Number of bunches colliding in ATLAS	1	1
Total number of bunches per beam	2	2
Number of protons per bunch	$\sim 0.1 \cdot 10^{11}$	$\sim 0.2 \cdot 10^{11}$
$\beta^*$ (m)	$\sim 2$	$\sim 2$
$\sigma_b$ ( $\mu\text{m}$ ) [assuming nominal emittances]	$\sim 45$	$\sim 45$
Crossing angle ( $\mu\text{rad}$ )	0	0
Typical luminosity/bunch ( $\mu\text{b}^{-1}/s$ )	$4.5 \cdot 10^{-3}$	$1.8 \cdot 10^{-2}$
$\mu$ (interactions/crossing)	0.03	0.11

**Table 2.** Summary of the main characteristics of the three beam scans performed at the ATLAS interaction point. The values of luminosity/bunch and  $\mu$  are given for zero beam separation.

( $P_{\text{Event\_OR}}$ ,  $P_{\text{Event\_AND}}$ , ...) are converted<sup>7</sup> into a mean number of interactions per crossing  $\mu^{\text{vis}}$  as described in Section 3.4. In addition, to remove sensitivity to the slow decay of the beam currents over the duration of the scan, the data are analyzed as *specific rates*, obtained by dividing the measured average interaction rate per BC by the product of the bunch currents measured at that scan point:

$$R_{sp} = \frac{(n_1 n_2)_{MAX}}{(n_1 n_2)_{meas}} R_{meas} \quad (19)$$

<sup>7</sup> For the coincidence algorithms, the procedure is iterative because it requires the *a priori* knowledge of  $\sigma_{vis}$ . Monte Carlo estimates were used as the starting point.

Here  $(n_1 n_2)_{meas}$  is the product of the numbers of protons in the two colliding bunches during the measurement,  $(n_1 n_2)_{MAX}$  is its maximum value during the scans, and  $R_{meas}$  is the value of  $\mu^{\text{vis}}$  at the current scan point.

Beam currents are measured using two complementary LHC systems [20]. The fast bunch-current transformers (FBCT) are AC-coupled, high-bandwidth devices which use gated electronics to perform continuous measurements of individual bunch charges for each beam. The Direct-Current Current Transformers (DCCT) measure the total circulating intensity in each of the two beams irrespective of their underlying time structure. The DCCT's have intrinsically better accuracy, but require av-

eraging over hundreds of seconds to achieve the needed precision. The relative (bunch-to-bunch) currents are based on the FBCT measurement. The absolute scale of the bunch intensities  $n_1$  and  $n_2$  is determined by rescaling the total circulating charge measured by the FBCTs to the more accurate DCCT measurements. Detailed discussions of the performance and calibration of these systems are presented in Ref. [21].

Fits to the relative luminosity require a choice of parametrization of the shape of the scan curve. For all detectors and algorithms, fits using a single Gaussian or a single Gaussian with a flat background yield unacceptable  $\chi^2$  distributions. In all cases, fits to a double Gaussian (with a common mean) plus a flat background result in a  $\chi^2$  per degree of freedom close to one. In general, the background rates are consistent with zero for algorithms requiring a coincidence between sides, while small but statistically significant backgrounds are observed for algorithms requiring only a single side. These backgrounds are reduced to less than 0.3% of the luminosity at zero beam separation by using data from the paired bunches only. Offline analyses that require timing or a primary vertex, in addition to being restricted to paired bunches, have very low background. The residual background is subtracted using the rate measured in unpaired bunches; no background term is therefore needed in the fit function for the offline case. Examples of such fits are shown in Fig. 3.

For these fits the specific rate is described by a double Gaussian:

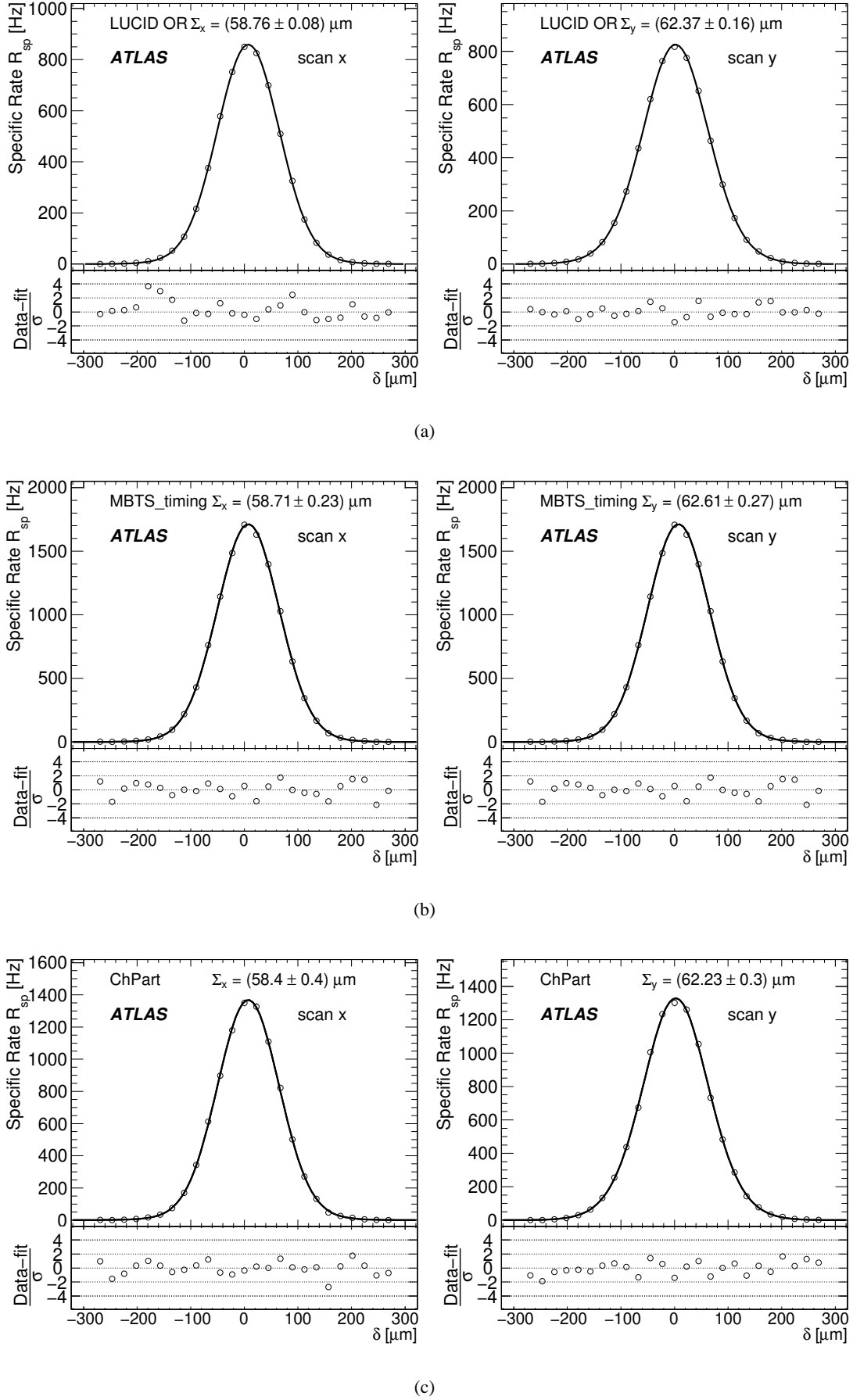
$$R_x(\delta) = R_x(x - x_0) = \int \frac{R_x(\delta)d\delta}{\sqrt{2\pi}} \left[ \frac{f_i e^{-\frac{(x-x_0)^2}{2\sigma_i^2}}}{\sigma_i} + \frac{(1-f_i)e^{-\frac{(x-x_0)^2}{2\sigma_j^2}}}{\sigma_j} \right] \quad (20)$$

Here  $\sigma_i$  and  $\sigma_j$  are the widths of first and second Gaussians respectively,  $f_i$  is the fraction of the rate in the first Gaussian and  $x_0$  is introduced to allow for the possibility that the beams are not perfectly centred at the time of the scan. The value of  $\Sigma_x$  in Equation 18 is calculated as

$$\frac{1}{\Sigma_x} = \left[ \frac{f_i}{\sigma_i} + \frac{1-f_i}{\sigma_j} \right] \quad (21)$$

#### 4.4 Fit Results

Summaries of the relevant fit parameters for the three scans are presented in Tables 7 through 9 in Appendix A. Because the emittance during Scan I was different from that during Scans II and III, the values of  $\Sigma_x$  and  $\Sigma_y$  are not expected to be the same for the first and the later scans. Furthermore, because the beam currents were lower in Scan I, the peak luminosities for this scan are lower than for the later scans. These tables, as well as Fig. 4, show that the mean position and  $\Sigma$  for a given scan are consistent within statistical uncertainties amongst all algorithms. These data also indicate several potential sources of systematic uncertainty. First, the fitted position of the peak luminosity deviates from zero by as much as  $7 \mu\text{m}$ , indicating that the beams may not have been properly centred before the start of the scan. Second, in scans II and III, the peak luminosities for the horizontal and vertical scans, as measured with a single algorithm, show a systematic difference of as much as 5% (with a lower rate observed in the vertical scan for all algorithms). This systematic dependence may indicate a level of irreproducibility in the scan setup. The effect of these systematic uncertainties on the luminosity calibration is discussed in Section 4.5.



**Fig. 3.** Results of fits to the second luminosity scan in the x (left) and y (right) direction for the (a) LUCID\_Event\_OR, (b) MBTS\_Timing, and (c) ChPart algorithms. The panels at the bottom of each graph show the difference of the measured rates from the value predicted by the fit, normalized to the statistical uncertainty on the data ( $\sigma$ ).

Calibration of the absolute luminosity from the beam scans uses the following expression for  $\sigma_{vis}$ :

$$\sigma_{vis} = \frac{R^{MAX}}{\mathcal{L}^{MAX}} = R^{MAX} \frac{2\pi\Sigma_x\Sigma_y}{n_b f_r (n_1 n_2)_{MAX}} \quad (22)$$

where  $R^{MAX}$  and  $\mathcal{L}^{MAX}$  are, respectively, the value of  $R_{sp}$  and the absolute luminosity (inferred from the measured machine parameters) when the beams collide exactly head-on. Since there are two independent measurements, one each for the  $x$  and  $y$  directions, and each has the same statistical significance, the average of the two measurements is considered as the best estimate of  $R^{MAX}$ :

$$R^{MAX} = \frac{1}{2}(R_x^{MAX} + R_y^{MAX}) \quad (23)$$

The values of  $\sigma_{vis}$  for each method and each scan are reported in Table 10 in Appendix A. While the results of the second and third luminosity scans are compatible within statistical uncertainties, those of the first luminosity scan are lower by 2.7% to 4.8% for all online algorithms, but are consistent for the offline track-based algorithms. These differences again indicate possible systematic variations occurring between machine fills and are most likely to be caused by variations in the beam current calibration (see Section 4.5).

Figure 5 (and Table 10 in Appendix A) also report the specific luminosity normalized to units of  $10^{11}$  protons per bunch

$$\mathcal{L}_{spec} = 10^{22}(\text{p/bunch})^2 \frac{f_r}{2\pi\Sigma_x\Sigma_y} \quad (24)$$

Because the emittance of Scan I was different from that of Scans II and III, the specific luminosity of that scan is not expected to be the same as for the later scans. The agreement between algorithms within one scan is excellent. This agreement demonstrates that the variation in the measured value of

$\sigma_{vis}$  with scan number for a given algorithm is due to variations in the fitted value of  $R^{MAX}$  rather than in the values obtained for  $\Sigma$ .

## 4.5 Systematic Uncertainties

Systematic uncertainties affecting the luminosity and visible cross section measurements arise from the following effects.

### 1. Beam intensities

A systematic error in the measurement of the absolute bunch charge translates directly into an uncertainty on the luminosity calibration. The accuracy of the bunch intensity measurement depends on that of the DCCT calibration. While laboratory measurements indicate an rms absolute scale uncertainty of better than 1.2%, the DCCT suffers from slow baseline drifts that are beam-, time- and temperature-dependent. These baseline offsets can only be determined with no beam in the LHC.

For the fills under consideration, the DCCT baseline was measured before injection, and then again after dumping the beam. The DCCT-baseline determination is subject to magnetic and electronic drifts that translate into an rms uncertainty on the total circulating charge of  $\sim 1.15 \times 10^9$  protons. Conservatively combining the uncertainty on the absolute scale and on the baseline subtraction linearly yields a fractional uncertainty on the total charge  $n_{1(2)}$  in beam 1 (2) of

$$\frac{\sigma(n_{1(2)})}{n_{1(2)}} = \frac{1.15 \times 10^9}{n_b n_{1(2)}} + 0.012 \quad (25)$$

Treating the current-scale uncertainty as fully correlated between the two beams results in a total systematic error

Source	Uncertainty on $\sigma_{vis}$ (%)
Beam Intensities	10
Length-Scale Calibration	2
Imperfect Beam Centring	2
Transverse Emittance Growth & Other Sources of Non-Reproducibility	3
$\mu$ Dependence	2
Fit Model	1
Total	11

**Table 3.** Summary of systematic uncertainties on the visible cross sections obtained from beam scans. Because  $\sigma_{vis}$  is used to determine the absolute luminosity (see Equation 3), these results are also the systematic uncertainty on the beam-scan based luminosity calibrations.

of  $\pm 10\%$  on the product of bunch currents for the running conditions summarized in Table 2. Because the baseline correction dominates the overall bunch-charge uncertainty, and because it drifts on the time scale of a few hours, these uncertainties are largely uncorrelated between the first (scan I) and the second (scans II+III) luminosity-calibration sessions.

## 2. Length-Scale Calibration

Fits to the beam size depend on knowledge of the relative displacement between the beams at each scan step. Thus, any miscalibration of the beam separation length-scale will result in a mismeasurement of the luminosity. The desired nominal beam separation during beam scans determines the magnet settings of the closed orbit bumps that generate the beam separation. The only accelerator instrumentation available for calibrating the length-scale of the beam separation is the beam position monitor system. Unfortunately, the short-term stability and reliability of this system are not adequate to perform such a calibration. In contrast, the

vertex resolution of the ATLAS Inner Detector provides a stable and precise method of calibration. These calibrations were done in dedicated scans where both beams were moved in the same direction first by  $+100\ \mu\text{m}$  and then by  $-100\ \mu\text{m}$  from the nominal beam position, first in the horizontal and then in the vertical direction. The luminous beam centroid was determined using reconstructed primary vertices. In addition, the primary vertex event rate was monitored to ensure that the two beams remained centred with respect to each other. The calibration constants derived for the length-scale were  $(1.001 \pm 0.003)$  and  $(1.001 \pm 0.004)$  in the horizontal and vertical directions respectively, indicating that the scale associated with the magnet settings and that obtained from the ATLAS Inner Detector agree to better than 0.5%. The dominant source of uncertainty is the precision with which the two beams could be kept transversely aligned during the length-scale calibration scans. In addition, these scans consisted of only three points and extended to only  $\pm 100\ \mu\text{m}$ ; therefore these data do not

allow for studies of non-linearities, nor for checks of the calibration at the larger beam displacements used during the luminosity-calibration scans. Finally, if the transverse widths of the two beams happened to be significantly different, the measured displacements of the luminous centroid at each scan point would not exactly reflect the average displacement of the two beams. The combination of these effects results in an estimated systematic uncertainty of 2% on the length-scale calibration, in spite of the high precision of the calibration-scan data.

### 3. Imperfect Beam Centring

If the beams are slightly offset with respect to each other in the scan direction, there is no impact on the results of the luminosity scan. However, a deviation from zero separation in the transverse direction orthogonal to that of the scan reduces the rate observed for all the data points of that scan. The systematic uncertainty associated with imperfect beam centring has been estimated by considering the maximum deviation of the peak position (measured in terms of the nominal beam separation) from the nominal null separation that was calibrated through the re-alignment of the beams at the beginning of that scan. This deviation is translated into an expected decrease in rate and therefore in a systematic uncertainty affecting the measurement of the visible cross section. A systematic uncertainty of 2% is assigned.

### 4. Transverse Emittance Growth and Other Sources of Non-reproducibility

Wire-scanner measurements of the transverse emittances of the LHC beams were performed at regular intervals during the luminosity-scan sessions, yielding measured emittance

degradations of roughly 5-10% per beam and per plane between the beginning and the end of the luminosity-calibration sessions [22]. This emittance growth causes a progressive increase of the transverse beam sizes (and therefore of  $\Sigma_x$  and  $\Sigma_y$ ), leading to a  $\sim 2\%$  degradation of the specific luminosity between the first and the last scan within one session. This luminosity degradation, in turn, should be reflected in a variation over time of the specific rates  $R_x^{MAX}$  and  $R_y^{MAX}$  (Eq. 23). A first potential bias arises because if the time dependence of  $\Sigma_x$  and  $\Sigma_y$  during a scan is not taken into account, the emittance growth may effectively distort the luminosity-scan curve. Next, and because the horizontal and vertical scans were separated in time, uncorrected emittance growth may induce inconsistencies in computing the luminosity from accelerator parameters using Eq. 22. The emittance growth was estimated independently from the wire-scanner data, and by a technique that relies on the relationship, for Gaussian beams, between  $\Sigma$ , the single-beam sizes  $\sigma_1$  and  $\sigma_2$  and the transverse luminous size  $\sigma_L$  (which is measured using the spatial distribution of primary vertices) [23]:

$$\begin{aligned}\Sigma &= \sqrt{\sigma_1^2 + \sigma_2^2} \\ \frac{1}{\sigma_L} &= \sqrt{\frac{1}{\sigma_1^2} + \frac{1}{\sigma_2^2}}\end{aligned}\quad (26)$$

Here the emittance growth is taken from the measured evolution of the transverse luminous size during the fill. The variations in both  $\Sigma$  and  $R^{MAX}$  (which should in principle cancel each other when calculating the visible cross-section) were then predicted from the two emittance-growth estimates, and compared to the luminosity-scan results. While



the predicted variation of  $\Sigma$  between consecutive scans is very small ( $0.3 - 0.8 \mu\text{m}$ ) and well reproduced by the data, the time evolution of  $R^{MAX}$  displays irregular deviations from the wire-scanner prediction of up to 3%, suggesting that at least one additional source of non-reproducibility is present. Altogether, these estimates suggest that a  $\pm 3\%$  systematic uncertainty on the luminosity calibration be assigned to emittance growth and unidentified causes of non-reproducibility.

### 5. $\mu$ -Dependence of the Counting Rate

All measurements have been corrected for  $\mu$  dependent non-linearities. Systematic uncertainties on the predicted counting rate as a function of  $\mu$  have been studied using Monte Carlo simulations, where the efficiency (or equivalently  $\sigma_{vis}$ ) have been varied. For  $\mu < 2$  the uncertainty is estimated to be  $< 2\%$ , as illustrated in Fig. 2.

### 6. Choice of Fit Model

For all methods, fits of the scan data to the default function (double Gaussian with common mean plus constant background for the online algorithms and double Gaussian for the background-free offline algorithms) have  $\chi^2$  per degree of freedom values close to 1.0, indicating that the fits are good. The systematic uncertainty due to this choice of fit function has been estimated by refitting the offline data using a cubic spline as an alternative model. The value of  $\sigma_{vis}$  changes by approximately 1%.

A summary of the systematic uncertainties is presented in Table 3. The overall uncertainty of 11% is dominated by the measurement of the beam intensities. At least some portion of this uncertainty is common to interactions points 1 (ATLAS) and

5 (CMS); the size of this correlated uncertainty remains under study.

## 5 Internal Consistency of Luminosity Measurements

It is possible to test the consistency of the *vdM* calibrations by comparing the luminosities obtained using different luminosity detectors and/or algorithms. Figure 6 shows the instantaneous luminosities obtained by various algorithms for Run 162882<sup>8</sup>, each normalized using the calibration extracted from its *vdM* scan data. The absolute luminosities agree to better than 2%; the relative luminosities track each other over time to within the statistical fluctuations. Over most of the 2010 *pp* run, LUCID\_Event\_OR was chosen as the preferred offline algorithm because its pile-up correction was well-understood, its statistical power was adequate and backgrounds for this algorithm were low.

Comparing the residual  $\mu$ -dependence (if any) of the measured luminosity across multiple detectors and algorithms probes the consistency of the pile-up correction procedures described in Section 3.4. Figure 7 shows, for some of the LUCID and MBTS algorithms, the raw counting rate as a function of the average number of inelastic interactions per BC measured by LUCID\_Event\_OR using the prescription of Section 3.4.1. Non-linearities are apparent (as expected) for the LUCID\_Event\_AND, LUCID\_Event\_OR and MBTS\_Event\_AND algorithms. If the parametrizations of Section 3.4 are correct, however, then the ratio

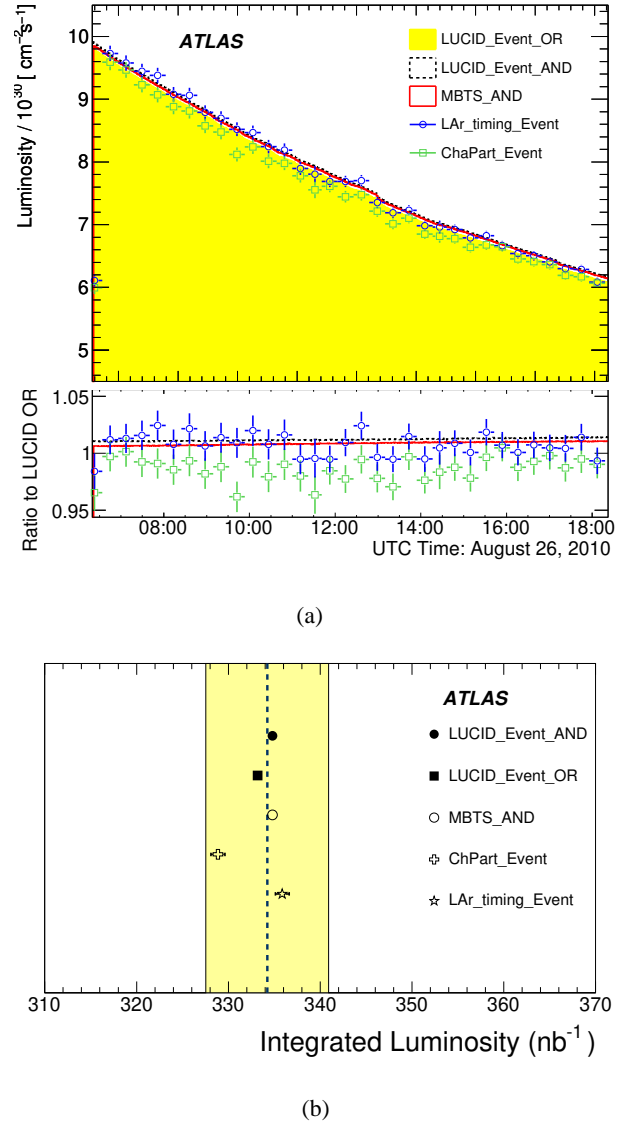
---

<sup>8</sup> The bunch-by-bunch luminosity for LUCID\_Event\_OR averaged over the full run is shown in Fig. 1.

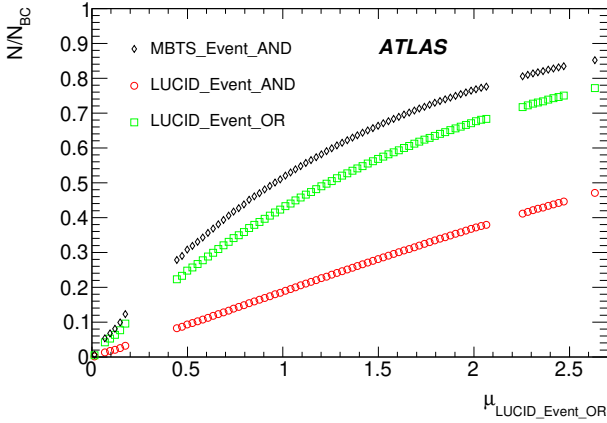
of the luminosities determined using the different algorithms should be independent of  $\mu$ . Figure 8 shows that the values of  $\mu$  obtained with the LUCID\_Event\_AND and MBTS\_Event\_AND algorithms remain within  $\pm 1\%$  of that measured using the LUCID\_Event\_OR algorithm over the range  $0 < \mu < 2.5$ . Comparisons of the LUCID\_Event\_OR and LUCID\_Event\_AND algorithms demonstrate agreement up to  $\mu = 5$ , the highest value of  $\mu$  obtained during the 2010 LHC run. No results are presented beyond  $\mu = 2.5$  for the MBTS because during the corresponding data-taking period the short spacing between consecutive LHC bunches made the MBTS luminosity measurement unreliable. Possible causes include the long duration of the analog pulse, saturation effects following large energy deposits, time jitter introduced by the electronics used at the time, and afterglow background.

## 6 Comparison with Monte Carlo Generators

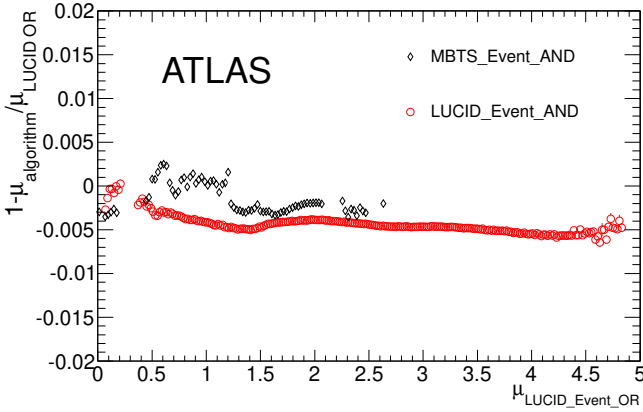
Because the  $vdM$  method does not require knowledge of the inelastic cross section nor of the detector acceptance, the values of  $\sigma_{vis}$  obtained from the beam scans can be used to test the accuracy of the predictions of Monte Carlo event generators. Such predictions suffer from several theoretical uncertainties. First, because the  $pp$  inelastic cross section has not been measured at 7 TeV, the generators obtain  $\sigma_{inel}$  by extrapolating from lower energy. Results of this extrapolation depend on the functional form used. The PYTHIA and PHOJET generators, for example, predict values for  $\sigma_{inel}$  that differ by 6.6%. Second, the generators must separately model the non-diffractive (ND), single-diffractive (SD) and double-diffractive (DD) components of the cross section. There exists no unique prescrip-



**Fig. 6.** (a) ATLAS instantaneous luminosity for Run 162882, as measured using several algorithms. Each curve is independently normalized using the  $vdM$  calibration obtained for that algorithm. The inset at the bottom shows the ratio of the luminosity obtained with each algorithm to that obtained with LUCID\_Event\_OR. The statistical uncertainties for the online algorithms (LUCID\_Event\_OR, LUCID\_Event\_AND and MBTS\_Event\_AND) are negligible. Statistical uncertainties for the offline algorithms (LAr\_Timing and ChPart) are displayed. (b) Comparison of the integrated luminosity obtained for Run 162882 for each of the algorithms shown above, together with the statistical uncertainties on the measurements. The dotted line shows the weighted mean of all the algorithms. The shaded band indicates a  $\pm 2\%$  deviation from that mean.



**Fig. 7.** Fraction of bunch crossings containing a detected event ( $N/N_{BC}$ ) for several algorithms, as a function of  $\mu_{\text{LUCID\_Event\_OR}}$ .



**Fig. 8.** Fractional deviation of the average value of  $\mu$  obtained with the MBTS\_Event\_AND and LUCID\_Event\_AND algorithms with respect to the LUCID\_Event\_OR algorithm as a function of  $\mu$  obtained with LUCID\_Event\_OR.

tion for classifying events as diffractive or non-diffractive and no calculation of the cross sections from first principles. Typical uncertainties associated with such classifications are illustrated in Table 4. The fraction of  $\sigma_{\text{inel}}$  corresponding to ND events is 68% in PYTHIA and 81% in PHOJET, while the DD fractions are 13% and 5% respectively. Finally, there are significant uncertainties on the modeling of the predicted

multiplicity-,  $p_T$ - and  $\eta$ - distributions for particles produced in soft  $pp$  interactions, particularly for the poorly constrained diffractive components. Differences in these distributions will affect the efficiencies for events to pass the selection criteria of a specific luminosity algorithm.

Within the framework of Monte Carlo generators,  $\sigma_{\text{vis}}$  is calculated using the expression

$$\sigma_{\text{vis}} = \epsilon_{\text{ND}} \sigma_{\text{ND}} + \epsilon_{\text{SD}} \sigma_{\text{SD}} + \epsilon_{\text{DD}} \sigma_{\text{DD}} \quad (27)$$

where  $\epsilon_{\text{process}}$  are the efficiencies and  $\sigma_{\text{process}}$  the cross sections for the individual inelastic processes (ND, SD and DD). Table 5 shows the predicted efficiencies for observing ND, SD and DD events using either PYTHIA (with the default ATLAS MC09 tune [24]) or PHOJET, for some of the algorithms described in Section 3. In general, the PHOJET predictions are about 15% to 20% higher than those obtained with PYTHIA. One exception is LUCID\_Event\_AND which is less sensitive to the diffractive processes: here the two generators agree to within 5% overall. Additional systematic uncertainties on these predictions, associated with the modeling of the detector response in the simulation, are algorithm- and trigger-dependent and vary from 2.2% for MBTS\_Event\_OR to 6% for LUCID\_Event\_AND.

As noted in Section 4.4, there is a systematic difference between the values of  $\sigma_{\text{vis}}$  obtained from the first scan and those based on the second and third scans. In reporting our best estimate of the measured visible cross sections, we chose to average the results of the first scan with the average of the second and third scans. Comparisons of the  $\sqrt{s}$  scan measurements with the Monte Carlo predictions are presented in Table 6 and Fig. 9. For a given event generator, the compar-

Cross Section at $\sqrt{s} = 7$ TeV		
Process	PYTHIA (mb)	PHOJET (mb)
non-diffractive (ND)	48.5	61.6
single-diffractive (SD)	13.7	10.7
double-diffractive (DD)	9.3	3.9
Total:	71.5	76.2

**Table 4.** Predicted inelastic  $pp$  cross sections at  $\sqrt{s} = 7$  TeV for PYTHIA and for PHOJET. A small ( $\sim 1$  mb) contribution from double-pomeron processes (“central diffraction”) was not included in the PHOJET cross section.

isons exhibit an RMS spread of 4 to 5%; on the average, the PYTHIA (PHOJET) predictions are 15% (33%) higher than the data. Given the 11% systematic uncertainty on the  $\nu dM$  calibration, which is correlated across all algorithms, PYTHIA agrees with the data at the level of  $1.5\sigma$ , while PHOJET and the data deviate at the  $3\sigma$  level.

## 7 Conclusions

Measurements of the LHC luminosity have been performed by ATLAS in proton-proton collisions at  $\sqrt{s} = 7$  TeV using multiple detectors and algorithms. The absolute luminosity calibrations obtained using beam-separation scans suffer from a  $\pm 11\%$  systematic uncertainty, that is dominated by the uncertainty in the bunch intensities and is therefore highly correlated across all methods. For a given bunch luminosity, i.e. for a fixed value of  $\mu$  (the average number of inelastic  $pp$  interactions per crossing), the absolute luminosities obtained using different detectors and algorithms agree to within  $\pm 2\%$ . In addition, the

luminosities from these methods track each other within better than 2% over the range  $0 < \mu < 2.5$ . The visible cross sections obtained from the beam scan calibrations also have a systematic uncertainty of 11% and are lower than those predicted by PYTHIA (PHOJET) by about 15 % (33%).

## 8 Acknowledgements

We wish to thank CERN for the efficient commissioning and operation of the LHC during this initial high-energy data-taking period as well as the support staff from our institutions without whom ATLAS could not be operated efficiently. We would like, in addition, to extend special thanks to our LHC colleagues H. Burkhardt, M. Ferro-Luzzi, S. M. White, as well as to the LHC beam-instrumentation team, for their crucial contributions to the absolute-luminosity calibration reported in this paper.

We acknowledge the support of ANPCyT, Argentina; YerPhI, Armenia; ARC, Australia; BMWF, Austria; ANAS, Azerbaijan; SSTC, Belarus; CNPq and FAPESP, Brazil; NSERC, NRC and CFI, Canada; CERN; CONICYT, Chile; CAS, MOST and NSFC, China; COLCIENCIAS, Colombia; MSMT CR, MPO CR and VSC CR, Czech Republic; DNRF, DNSRC and Lundbeck Foundation, Denmark; ARTEMIS, European Union; IN2P3-CNRS, CEA-DSM/IRFU, France; GNAS, Georgia; BMBF, DFG, HGF, MPG and AvH Foundation, Germany; GSRT, Greece; ISF, MINERVA, GIF, DIP and Benoziyo Center, Israel; INFN, Italy; MEXT and JSPS, Japan; CNRST, Morocco; FOM and NWO, Netherlands; RCN, Norway; MNiSW, Poland; GRICES and FCT, Portugal; MERYS (MECTS), Romania; MES of Russia and ROSATOM, Russian Federation; JINR; MSTB, Serbia; MSSR, Slovakia; ARRS and MVZT, Slovenia; DST/NRF,

	LUCID_Event_OR		LUCID_Event_AND	
Process	Efficiency ( % )		Efficiency ( % )	
	PYTHIA MC09	PHOJET	PYTHIA MC09	PHOJET
ND	79.7	73.7	30.8	24.9
SD	28.7	44.3	1.3	2.4
DD	39.9	62.0	4.3	14.6
$\sigma_{vis}$ (mb)	46.4	53.1	16.0	17.0

	MBTS_Timing		LAr_Timing	
Process	Efficiency ( % )		Efficiency ( % )	
	PYTHIA MC09	PHOJET	PYTHIA MC09	PHOJET
ND	97.4	97.9	96.0	94.3
SD	41.3	44.3	21.4	27.9
DD	50.8	68.1	25.9	53.6
$\sigma_{vis}$ (mb)	57.6	67.8	51.9	63.2

	ChPart		PrimVtx	
Process	Efficiency ( % )		Efficiency ( % )	
	PYTHIA MC09	PHOJET	PYTHIA MC09	PHOJET
ND	85	80	97.8	99.2
SD	36	36	43.9	56.9
DD	36	41	47.8	70.7
$\sigma_{vis}$ (mb)	45.7	54.7	57.9	70.0

**Table 5.** Efficiencies at  $\sqrt{s} = 7$  TeV for several of the luminosity methods described in Section 3. The predicted visible cross sections  $\sigma_{vis}$  are obtained using Equation 27, the efficiencies in the present table and the cross sections in Table 4.

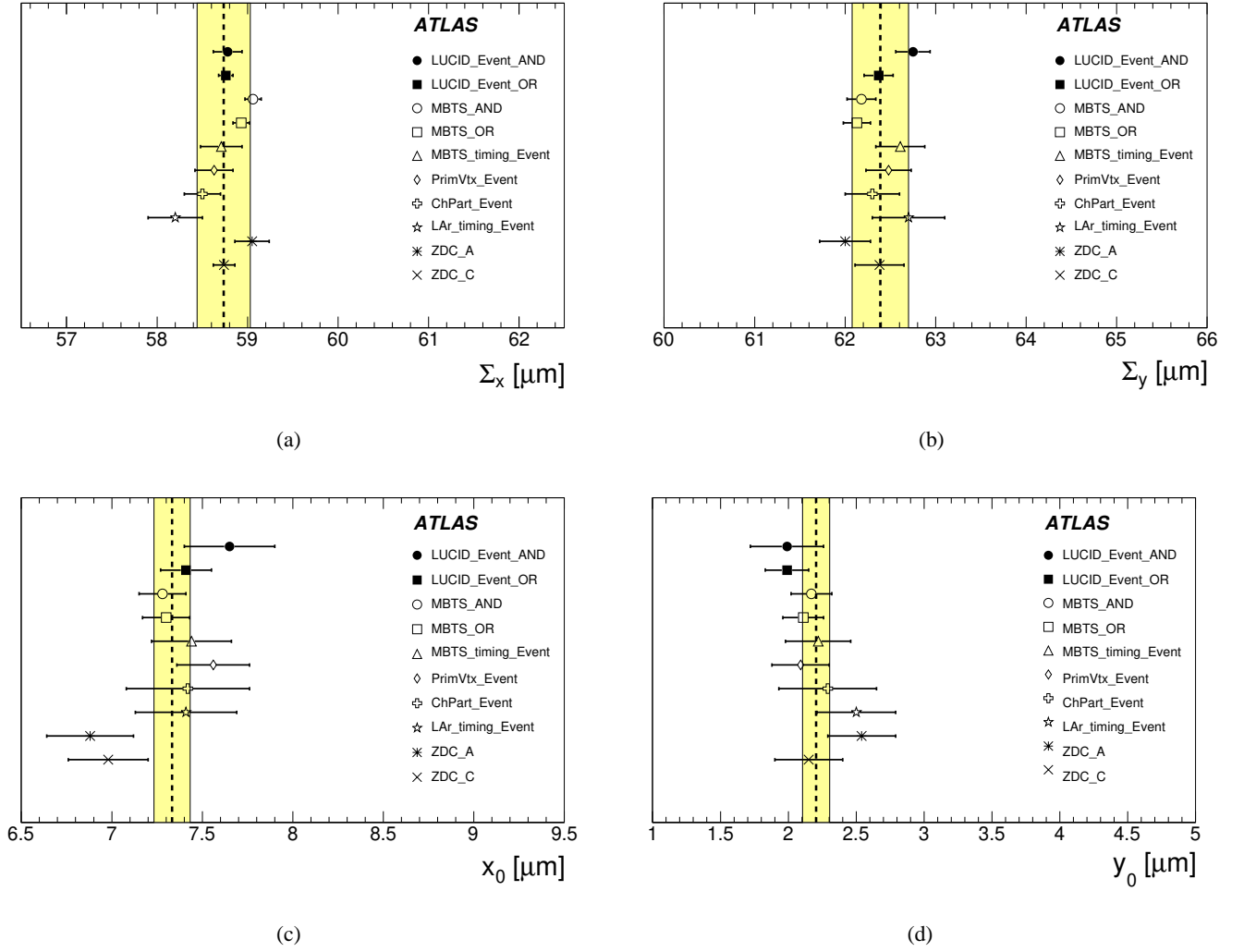
South Africa; MICINN, Spain; SRC and Wallenberg Foundation, Sweden; SER, SNSF and Cantons of Bern and Geneva, Switzerland; NSC, Taiwan; TAEK, Turkey; STFC, the Royal Society and Leverhulme Trust, United Kingdom; DOE and NSF, United States of America.

The crucial computing support from all WLCG partners is acknowledged gratefully, in particular from CERN and the AT-

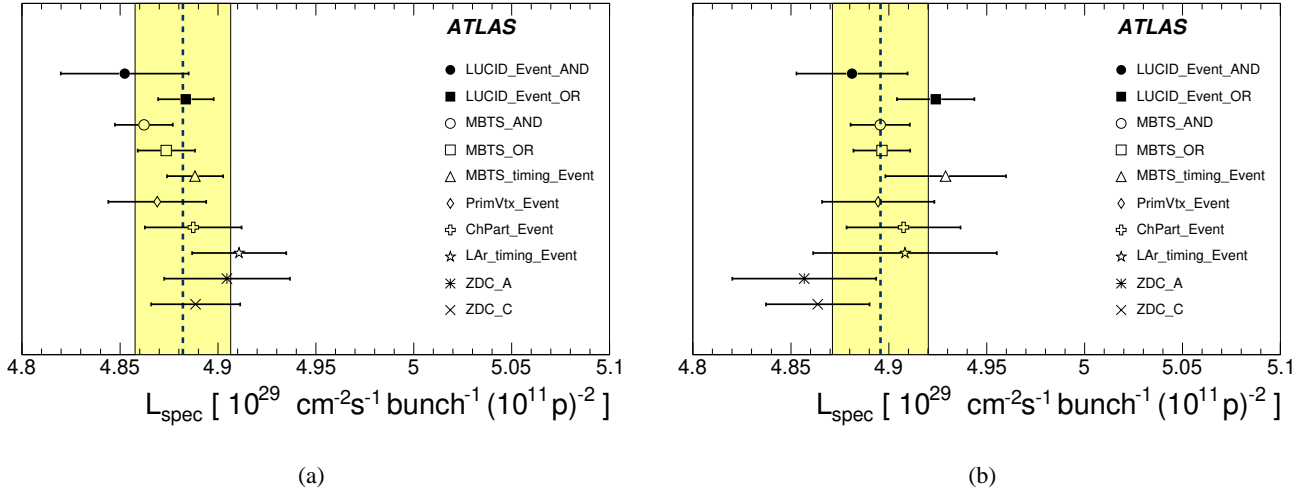
Algorithm	$\sigma_{vis}$ (mb)	$\sigma_{vis}^{PYTHIA}$ (mb)	$\frac{\sigma_{vis}^{PYTHIA}}{\sigma_{vis}}$	$\sigma_{vis}^{PHOJET}$ (mb)	$\frac{\sigma_{vis}^{PHOJET}}{\sigma_{vis}}$
LUCID_Event_AND	$12.4 \pm 0.1$	$16.0 \pm 0.8$	$1.29 \pm 0.07$	$17.0 \pm 0.9$	$1.37 \pm 0.07$
LUCID_Event_OR	$40.2 \pm 0.1$	$46.4 \pm 2.8$	$1.15 \pm 0.07$	$53.1 \pm 3.2$	$1.32 \pm 0.08$
MBTS_Event_AND	$51.9 \pm 0.2$	$58.4 \pm 1.5$	$1.13 \pm 0.03$	$68.7 \pm 1.8$	$1.32 \pm 0.03$
MBTS_Event_OR	$58.7 \pm 0.2$	$66.6 \pm 1.5$	$1.13 \pm 0.03$	$73.7 \pm 1.6$	$1.26 \pm 0.03$
MBTS_Timing	$50.4 \pm 0.2$	$57.6 \pm 1.3$	$1.14 \pm 0.03$	$67.8 \pm 1.8$	$1.35 \pm 0.04$
PrimVtx	$53.6 \pm 0.2$	$57.9 \pm 1.3$	$1.08 \pm 0.03$	$70.0 \pm 1.6$	$1.31 \pm 0.03$
ChPart	$42.7 \pm 0.2$	$45.7 \pm 1.7$	$1.07 \pm 0.04$	$54.7 \pm 2.0$	$1.28 \pm 0.05$
LAr_Timing	$46.6 \pm 0.2$	$51.9 \pm 2.3$	$1.11 \pm 0.05$	$63.2 \pm 2.9$	$1.36 \pm 0.06$

**Table 6.** Comparison of the visible cross sections determined from beam scans ( $\sigma_{vis}$ ) to the predictions of the PYTHIA and PHOJET Monte Carlo generators. The ratio of prediction to measurement is also shown. The errors affecting the measured visible cross sections are statistical only. The errors on the PYTHIA and PHOJET visible cross sections are obtained from the systematic uncertainty associated with modeling the detector response. These uncertainties are fully correlated, row by row, between PYTHIA and PHOJET; they are fully correlated between the two LUCID algorithms, and highly correlated for the five MBTS-triggered algorithms (MBTS\_AND, MBTS\_OR, MBTS\_timing\_Event, PrimVtx\_Event and ChPart\_Event). The fully correlated 11% systematic uncertainty on visible cross sections, that arises from the  $\nu dM$  calibration, is not included in the errors listed in this table.

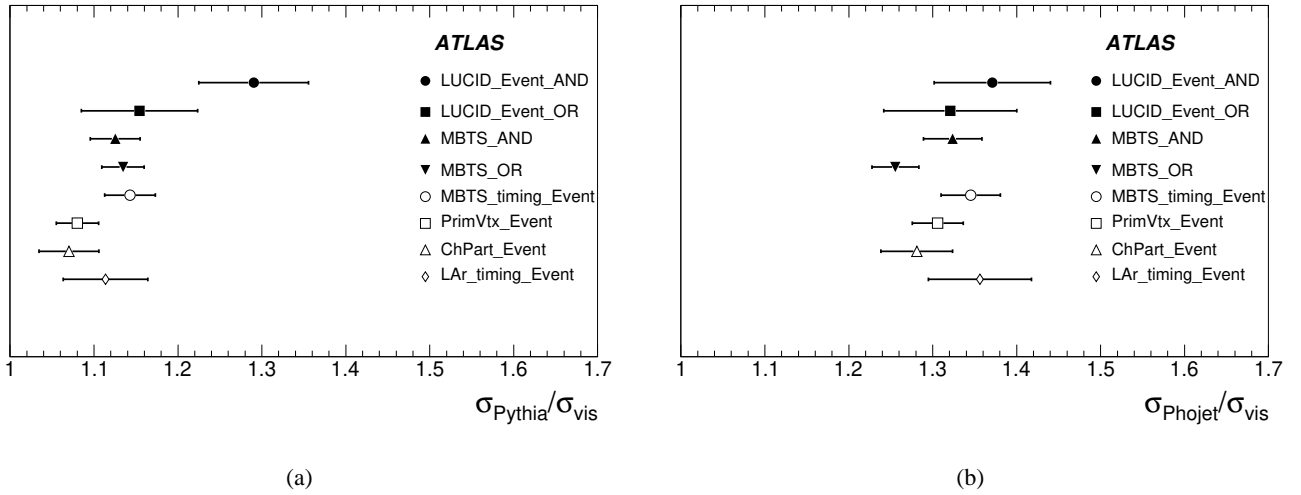
LAS Tier-1 facilities at TRIUMF (Canada), NDGF (Denmark, Norway, Sweden), CC-IN2P3 (France), KIT/GridKA (Germany), INFN-CNAF (Italy), NL-T1 (Netherlands), PIC (Spain), ASGC (Taiwan), RAL (UK) and BNL (USA) and in the Tier-2 facilities worldwide.



**Fig. 4.** Fit results for the values of (a)  $\Sigma_x$ , (b)  $\Sigma_y$ , (c)  $x_0$  and (d)  $y_0$  obtained using different luminosity algorithms during Scan II. The dashed vertical line shows the unweighted average of all the algorithms. The shaded bands indicate  $\pm 0.5\%$  deviations from the mean for (a) and (b) and  $\pm 0.1 \mu\text{m}$  deviations from the mean for (c) and (d). In all cases, the uncertainties on the points are the statistical errors reported by the *vdM* fit. Uncertainties for different algorithms using the same detector are correlated.



**Fig. 5.** Comparison of the specific luminosities obtained using various luminosity algorithms for (a) Scan II and (b) Scan III. The dashed lines show the unweighted average of all algorithms; the shaded band indicates a  $\pm 0.5\%$  variation from that mean. The uncertainties on the points are the statistical errors reported by the  $vdM$  fit. Uncertainties for different algorithms using the same detector are correlated.



**Fig. 9.** Comparison of the measured values of  $\sigma_{\text{vis}}$  for several algorithms to the (a) PYTHIA and (b) PHOJET predictions. The errors on the points are the systematic uncertainties due to possible inaccuracies in modeling the detector response. The uncertainties for different algorithms using the same detector are correlated. The 11% uncertainty on the  $vdM$  calibration of the luminosity, which is 100% correlated among algorithms, is *not* included in the error bars.



## A Fits to Beam Scan Data

This appendix presents results of the fits to vdM scan data for all scans and all algorithms.

Algorithm	Mean Position ( $\mu m$ )	$\Sigma$ ( $\mu m$ )	Background (Hz)	$R^{MAX}$ (Hz)	$\chi^2/DOF$
Horizontal Scan I					
LUCID_Event_AND	$-1.12 \pm 0.46$	$47.40 \pm 0.56$	$0.01 \pm 0.04$	$75.6 \pm 1.1$	0.9
LUCID_Event_OR	$-1.58 \pm 0.25$	$47.27 \pm 0.29$	$0.06 \pm 0.04$	$247.8 \pm 2.0$	0.5
MBTS_AND	$-1.85 \pm 0.25$	$47.33 \pm 0.25$	$0.03 \pm 0.04$	$319.0 \pm 2.3$	0.8
MBTS_OR	$-2.05 \pm 0.24$	$47.30 \pm 0.26$	$1.01 \pm 0.11$	$361.7 \pm 2.6$	1.0
MBTS_timing_Event	$-1.66 \pm 0.26$	$47.05 \pm 0.26$	N/A	$306.8 \pm 1.6$	1.0
PrimVtx_Event	$-1.7 \pm 0.2$	$47.26 \pm 0.25$	N/A	$329.7 \pm 1.6$	0.8
ChPart_Event	$-1.67 \pm 0.3$	$47.3 \pm 0.3$	N/A	$253.2 \pm 1.6$	0.8
LAr_timing_Event	$-1.44 \pm 0.27$	$47.0 \pm 0.3$	N/A	$290.6 \pm 1.9$	0.5
BCM_Event_OR	$-2.33 \pm 1.42$	47.27 (fixed)	$7.5 \pm 0.20$	$26.98 \pm 0.89$	0.6
Vertical Scan I					
LUCID_Event_AND	$-5.04 \pm 0.50$	$55.52 \pm 0.59$	$0.05 \pm 0.03$	$75.8 \pm 1.0$	0.8
LUCID_Event_OR	$-5.23 \pm 0.28$	$55.28 \pm 0.33$	$0.16 \pm 0.06$	$246.2 \pm 1.9$	1.1
MBTS_AND	$-5.24 \pm 0.28$	$55.73 \pm 0.30$	$0.10 \pm 0.06$	$318.5 \pm 2.3$	1.2
MBTS_OR	$-5.25 \pm 0.26$	$55.82 \pm 0.28$	$1.08 \pm 0.12$	$359.2 \pm 2.5$	1.2
MBTS_timing_Event	$-5.53 \pm 0.30$	$56.32 \pm 0.29$	N/A	$297.8 \pm 1.4$	2.1
PrimVtx_Event	$-5.17 \pm 0.26$	$56.28 \pm 0.30$	N/A	$323.0 \pm 1.5$	1.1
ChPart_Event	$-5.61 \pm 0.35$	$56.1 \pm 0.4$	N/A	$249.3 \pm 1.6$	1.4
LAr_timing_Event	$-5.11 \pm 0.31$	$56.2 \pm 0.4$	N/A	$280.6 \pm 1.8$	2.1
BCM_Event_OR	$-3.63 \pm 1.51$	55.28 (fixed)	$7.5 \pm 0.20$	$27.3 \pm 0.8$	0.7

**Table 7.** Summary of the relevant fit parameters for the Beam Scan I. For offline algorithms, the rates have been corrected for trigger prescales.

Because the rates in the BCM were low, the value of  $\Sigma$  used for the BCM was fixed to that obtained from the LUCID\_Event\_OR. No results are presented for the ZDC, since the constant fraction discriminators used for the ZDC measurements were installed later in the run.

Algorithm	Mean Position ( $\mu m$ )	$\Sigma$ ( $\mu m$ )	Background (Hz)	$R^{MAX}$ (Hz)	$\chi^2/DOF$
Horizontal Scan II					
LUCID_Event_AND	$7.65 \pm 0.25$	$58.78 \pm 0.16$	$-0.02 \pm 0.06$	$265.4 \pm 3.0$	1.8
LUCID_Event_OR	$7.41 \pm 0.14$	$58.76 \pm 0.08$	$0.07 \pm 0.12$	$858.9 \pm 2.5$	2.0
MBTS_AND	$7.28 \pm 0.13$	$59.06 \pm 0.09$	$-0.28 \pm 0.16$	$1107.3 \pm 3.1$	0.9
MBTS_OR	$7.30 \pm 0.13$	$58.93 \pm 0.09$	$1.04 \pm 0.25$	$1253.1 \pm 3.6$	1.2
MBTS_timing_Event	$7.44 \pm 0.22$	$58.71 \pm 0.23$	N/A	$1087.0 \pm 4.1$	1.3
PrimVtx_Event	$7.56 \pm 0.20$	$58.63 \pm 0.21$	N/A	$1133.0 \pm 4.0$	1.1
ChPart_Event	$7.42 \pm 0.34$	$58.5 \pm 0.2$	N/A	$869.1 \pm 4.2$	1.1
LAr_timing_Event	$7.41 \pm 0.28$	$58.2 \pm 0.3$	N/A	$997.5 \pm 5.6$	1.6
BCM_Event_OR	$6.54 \pm 0.59$	58.76 (fixed)	$0.313 \pm 0.083$	$89.00 \pm 0.95$	0.9
ZDC_A	$6.98 \pm 0.22$	$59.05 \pm 0.12$	$0.09 \pm 0.14$	$380.7 \pm 1.8$	1.1
ZDC_C	$6.88 \pm 0.24$	$58.74 \pm 0.19$	$0.32 \pm 0.10$	$370.57 \pm 2.0$	0.8
Vertical Scan II					
LUCID_Event_AND	$1.99 \pm 0.27$	$62.75 \pm 0.19$	$-0.21 \pm 0.14$	$253.8 \pm 2.9$	1.6
LUCID_Event_OR	$1.99 \pm 0.16$	$62.37 \pm 0.16$	$0.13 \pm 0.13$	$825.3 \pm 3.1$	0.8
MBTS_AND	$2.17 \pm 0.15$	$62.18 \pm 0.16$	$0.30 \pm 0.15$	$1068.9 \pm 3.9$	0.9
MBTS_OR	$2.11 \pm 0.15$	$62.13 \pm 0.15$	$1.70 \pm 0.20$	$1207.6 \pm 4.2$	1.0
MBTS_timing_Event	$2.22 \pm 0.24$	$62.61 \pm 0.27$	N/A	$1038.0 \pm 3.8$	1.5
PrimVtx_Event	$2.09 \pm 0.21$	$62.48 \pm 0.25$	N/A	$1081.0 \pm 3.6$	0.9
ChPart_Event	$2.27 \pm 0.36$	$62.3 \pm 0.3$	N/A	$841.2 \pm 4.1$	1.1
LAr_timing_Event	$2.50 \pm 0.29$	$62.7 \pm 0.4$	N/A	$950.6 \pm 5.4$	3.0
BCM_Event_OR	$1.85 \pm 0.63$	62.37 (fixed)	$0.429 \pm 0.079$	$85.53 \pm 0.89$	1.2
ZDC_A	$2.54 \pm 0.25$	$62.00 \pm 0.27$	$0.45 \pm 0.12$	$368.9 \pm 2.3$	1.1
ZDC_C	$2.15 \pm 0.25$	$62.38 \pm 0.28$	$0.34 \pm 0.12$	$355.9 \pm 2.3$	0.8

**Table 8.** Summary of the relevant fit parameters for the Beam Scan II. For offline algorithms, the rates have been corrected for trigger prescales.

Because the rates in the BCM were low, the value of  $\Sigma$  used for the BCM was fixed to that obtained from the LUCID\_Event\_OR.

Algorithm	Mean Position ( $\mu m$ )	$\Sigma$ ( $\mu m$ )	Background (Hz)	$R^{MAX}$ (Hz)	$\chi^2/DOF$
Horizontal Scan III					
LUCID_Event_AND	$5.48 \pm 0.26$	$58.94 \pm 0.19$	$0.04 \pm 0.13$	$266.8 \pm 3.0$	1.2
LUCID_Event_OR	$5.66 \pm 0.15$	$58.57 \pm 0.18$	$0.42 \pm 0.10$	$856.8 \pm 3.3$	2.1
MBTS_AND	$5.59 \pm 0.14$	$58.88 \pm 0.10$	$0.15 \pm 0.14$	$1102.5 \pm 3.2$	2.3
MBTS_OR	$5.59 \pm 0.14$	$58.87 \pm 0.10$	$1.20 \pm 0.30$	$1244.4 \pm 3.9$	2.5
MBTS_timing_Event	$6.02 \pm 0.22$	$59.05 \pm 0.23$	N/A	$1074.0 \pm 4.0$	0.95
PrimVtx_Event	$5.95 \pm 0.20$	$59.14 \pm 0.23$	N/A	$1120.0 \pm 3.8$	1.4
ChPart_Event	$6.03 \pm 0.33$	$59.3 \pm 0.2$	N/A	$869.6 \pm 4.2$	1.1
LAr_timing_Event	$6.15 \pm 0.28$	$59.1 \pm 0.3$	N/A	$981.7 \pm 6.6$	1.4
BCM_Event_OR	$6.36 \pm 0.60$	58.57 (fixed)	$0.23 \pm 0.11$	$89 \pm 1$	1.25
ZDC_A	$5.38 \pm 0.22$	$59.15 \pm 0.36$	$0.28 \pm 0.18$	$373.6 \pm 3.1$	1.3
ZDC_C	$5.67 \pm 0.23$	$59.01 \pm 0.15$	$0.13 \pm 0.10$	$366.7 \pm 1.8$	1.7
Vertical Scan III					
LUCID_Event_AND	$-0.01 \pm 0.27$	$62.21 \pm 0.30$	$-0.03 \pm 0.08$	$259.9 \pm 2.9$	0.9
LUCID_Event_OR	$0.08 \pm 0.16$	$62.06 \pm 0.16$	$0.23 \pm 0.12$	$830.2 \pm 3.1$	0.8
MBTS_AND	$0.04 \pm 0.15$	$62.09 \pm 0.16$	$0.15 \pm 0.15$	$1075.6 \pm 3.9$	1.2
MBTS_OR	$0.06 \pm 0.15$	$62.09 \pm 0.15$	$1.65 \pm 0.22$	$1214.5 \pm 4.2$	1.1
MBTS_timing_Event	$-0.16 \pm 0.24$	$61.45 \pm 0.30$	N/A	$1056.0 \pm 4.0$	1.4
PrimVtx_Event	$-0.06 \pm 0.21$	$61.83 \pm 0.27$	N/A	$1102.0 \pm 3.7$	1.4
ChPart_Event	$-0.32 \pm 0.36$	$61.5 \pm 0.3$	N/A	$840.6 \pm 4.1$	0.9
LAr_timing_Event	$-0.53 \pm 0.30$	$61.7 \pm 0.5$	N/A	$951.1 \pm 6.2$	3.6
BCM_Event_OR	$0.3 \pm 0.64$	62.06 (fixed)	$0.17 \pm 0.08$	$86.2 \pm 1$	1.56
ZDC_A	$-0.04 \pm 0.25$	$62.36 \pm 0.28$	$0.17 \pm 0.10$	$367.9 \pm 2.3$	1.2
ZDC_C	$-0.03 \pm 0.25$	$62.26 \pm 0.30$	$0.42 \pm 0.10$	$358.3 \pm 2.3$	0.8

**Table 9.** Summary of the relevant fit parameters for the Beam Scan III. For offline algorithms, the rates have been corrected for trigger prescales.

Because the rates in the BCM were low, the value of  $\Sigma$  used for the BCM was fixed to that obtained from the LUCID\_Event\_OR.

Method	Scan Number	$\sigma_{vis}$ mb	$\mathcal{L}_{spec}$ ( $10^{29} \text{ cm}^{-2}\text{s}^{-1}$ )
LUCID_Event_AND	1	$12.15 \pm 0.14$	$6.80 \pm 0.08$
	2	$12.55 \pm 0.10$	$4.85 \pm 0.03$
	3	$12.73 \pm 0.10$	$4.88 \pm 0.03$
LUCID_Event_OR	1	$39.63 \pm 0.32$	$6.85 \pm 0.06$
	2	$40.70 \pm 0.13$	$4.88 \pm 0.01$
	3	$40.77 \pm 0.14$	$4.92 \pm 0.02$
MBTS_Event_AND	1	$51.14 \pm 0.39$	$6.78 \pm 0.05$
	2	$52.59 \pm 0.16$	$4.87 \pm 0.01$
	3	$52.64 \pm 0.16$	$4.90 \pm 0.02$
MBTS_Event_OR	1	$57.83 \pm 0.43$	$6.79 \pm 0.05$
	2	$59.47 \pm 0.18$	$4.89 \pm 0.01$
	3	$59.43 \pm 0.25$	$4.90 \pm 0.02$
MBTS_Timing	1	$49.28 \pm 0.31$	$6.76 \pm 0.05$
	2	$51.64 \pm 0.23$	$4.87 \pm 0.03$
	3	$51.29 \pm 0.24$	$4.93 \pm 0.03$
PrimVtx	1	$53.48 \pm 0.29$	$6.73 \pm 0.05$
	2	$53.64 \pm 0.22$	$4.89 \pm 0.03$
	3	$53.78 \pm 0.23$	$4.89 \pm 0.02$
ChPart	1	$42.61 \pm 0.26$	$6.74 \pm 0.05$
	2	$42.84 \pm 0.21$	$4.91 \pm 0.02$
	3	$42.93 \pm 0.21$	$4.91 \pm 0.03$
LAr_Timing	1	$46.43 \pm 0.31$	$6.78 \pm 0.05$
	2	$46.98 \pm 0.27$	$4.91 \pm 0.02$
	3	$46.63 \pm 0.30$	$4.91 \pm 0.03$
ZDC_A	2	$18.12 \pm 0.09$	$4.89 \pm 0.02$
	3	$17.78 \pm 0.13$	$4.85 \pm 0.04$
ZDC_C	2	$17.56 \pm 0.09$	$4.88 \pm 0.02$
	3	$17.39 \pm 0.11$	$4.86 \pm 0.03$

**Table 10.** Measurements of the visible cross section and peak specific luminosity for all algorithms that have been calibrated using the  $vdM$  scan data for each of the three beam scans. The uncertainties reported here are statistical only. The emittance during Scan I was different from that during Scans II and III, so the specific luminosity in that first scan is not expected to be the same. No results for Scan I are presented for the ZDC, since the constant fraction discriminators used for the ZDC measurements were installed later in the run. Because the rates in the BCM were low, the value of  $\Sigma$  used for the BCM was fixed to that obtained from the LUCID\_Event\_OR, so no measurement of the specific

## References

1. G. Aad et al., ATLAS Collaboration, JINST **3** (2008) S08003
2. L. Evans, (ed.), P. Bryant, (ed.), JINST **3** (2008) S08001
3. T. Sjostrand, S. Mrenna, P. Skands, JHEP **05** (2006) 026
4. R. Engel, Z. Phys. **C66** (1995) 203–214
5. S. Agostinelli, et al., GEANT4 Collaboration, Nucl. Instr. Meth. **A506** (2003) 250–303
6. G. Aad et al., ATLAS Collaboration, Eur. Phys. J. C **70** (2010) 787–821
7. Vaia Papadimitriou, NIM **598** (2008) 14–18
8. S. Klimenko, J. Konigsberg, T. Liss, Averaging of the inelastic cross sections measured by the CDF and the E811 experiments, Fermilab-FN-0741 and references therein, 2003
9. ATLAS Collaboration, ATLAS Forward Detectors for Measurement of Elastic Scattering and Luminosity, CERN, LHCC/2008-004
10. C. Anastasiou, L. Dixon, K. Melnikov, and F. Petriello, Phys. Rev. **D69** (2004) 94008
11. G. Aad et al., ATLAS Collaboration, Measurement of the  $W \rightarrow \ell \nu$  and  $Z/\gamma^* \rightarrow \ell \ell$  production cross sections in proton-proton collisions at  $\sqrt{s} = 7$  TeV with the ATLAS detector, arXiv:1010.2130, Accepted by JHEP
12. H. Burkhardt and P. Grafstrom, Absolute Luminosity From Machine Parameters, LHC-PROJECT-Report-1019, 2007
13. W. Kozanecki et. al., Nucl. Instrum. Meth. **A607** (2009) 293–321
14. S. van der Meer, CERN-ISR-PO-68-31, 1968
15. ATLAS Collaboration, Charged particle multiplicities in pp interactions for track  $p_T > 100$  MeV at  $\sqrt{s} = 0.9$  and 7 TeV measured with the ATLAS detector at the LHC, ATLAS-CONF-2010-046, <http://cdsweb.cern.ch/record/1281296/files/ATLAS-CONF-2010-046.pdf>
16. V. Cindro et al., JINST **3** (2008) P02004
17. O. Adriani et al., JINST **3** (2008) S08006
18. ATLAS Collaboration, Charged particle multiplicities in pp interactions at  $\sqrt{s} = 7$  TeV measured with the ATLAS detector at the LHC, ATLAS-CONF-2010-024, <http://cdsweb.cern.ch/record/1277665/files/ATLAS-CONF-2010-031.pdf>
19. S.M. White, R. Alemany-Fernandez, H. Burkhardt, M. Lamont, First Luminosity Scans in the LHC, <http://accelconf.web.cern.ch/AccelConf/IPAC10/papers/mopec014.pdf>, 2010
20. D. Belohrad, J-J. Gras, L. K. Jensen, O. R. Jones, M. Ludwig, P. Odier, J. J. Savioz, S. Thoulet, Commissioning and First Performance of the LHC Beam Current Measurement Systems, <http://accelconf.web.cern.ch/AccelConf/IPAC10/papers/mope059.pdf>
21. LHC Bunch-Current Normalization for the April-May 2010 Luminosity-Calibration Measurements, CERN-PH preprint (in preparation)
22. S. M. White, CERN-THESIS-2010-139
23. ATLAS Collaboration, Characterization of Interaction-Point Beam Parameters Using the pp Event-Vertex Distribution Reconstructed in the ATLAS Detector at the LHC, ATLAS-CONF-2010-027, <http://cdsweb.cern.ch/record/1277659/files/ATLAS-CONF-2010-027.pdf>
24. ATLAS Collaboration, ATLAS Monte Carlo Tunes for MC09, ATLAS-PHYS-PUB-2010-002, <http://cdsweb.cern.ch/record/1247375>.

## The ATLAS Collaboration

G. Aad<sup>48</sup>, B. Abbott<sup>111</sup>, J. Abdallah<sup>11</sup>, A.A. Abdelalim<sup>49</sup>, A. Abdesselam<sup>118</sup>, O. Abdinov<sup>10</sup>, B. Abi<sup>112</sup>, M. Abolins<sup>88</sup>,  
H. Abramowicz<sup>153</sup>, H. Abreu<sup>115</sup>, E. Acerbi<sup>89a,89b</sup>, B.S. Acharya<sup>164a,164b</sup>, M. Ackers<sup>20</sup>, D.L. Adams<sup>24</sup>, T.N. Addy<sup>56</sup>,  
J. Adelman<sup>175</sup>, M. Aderholz<sup>99</sup>, S. Adomeit<sup>98</sup>, P. Adragna<sup>75</sup>, T. Adye<sup>129</sup>, S. Aefsky<sup>22</sup>, J.A. Aguilar-Saavedra<sup>124b,a</sup>,  
M. Aharrouche<sup>81</sup>, S.P. Ahlen<sup>21</sup>, F. Ahles<sup>48</sup>, A. Ahmad<sup>148</sup>, H. Ahmed<sup>2</sup>, M. Ahsan<sup>40</sup>, G. Aielli<sup>133a,133b</sup>, T. Akdogan<sup>18a</sup>,  
T.P.A. Åkesson<sup>79</sup>, G. Akimoto<sup>155</sup>, A.V. Akimov<sup>94</sup>, M.S. Alam<sup>1</sup>, M.A. Alam<sup>76</sup>, S. Albrand<sup>55</sup>, M. Aleksa<sup>29</sup>, I.N. Aleksandrov<sup>65</sup>,  
M. Aleppo<sup>89a,89b</sup>, F. Alessandria<sup>89a</sup>, C. Alexa<sup>25a</sup>, G. Alexander<sup>153</sup>, G. Alexandre<sup>49</sup>, T. Alexopoulos<sup>9</sup>, M. Alhroob<sup>20</sup>, M. Aliev<sup>15</sup>,  
G. Alimonti<sup>89a</sup>, J. Alison<sup>120</sup>, M. Aliyev<sup>10</sup>, P.P. Allport<sup>73</sup>, S.E. Allwood-Spiers<sup>53</sup>, J. Almond<sup>82</sup>, A. Aloisio<sup>102a,102b</sup>, R. Alon<sup>171</sup>,  
A. Alonso<sup>79</sup>, J. Alonso<sup>14</sup>, M.G. Alviggi<sup>102a,102b</sup>, K. Amako<sup>66</sup>, P. Amaral<sup>29</sup>, C. Amelung<sup>22</sup>, V.V. Ammosov<sup>128</sup>, A. Amorim<sup>124a,b</sup>,  
G. Amorós<sup>167</sup>, N. Amram<sup>153</sup>, C. Anastopoulos<sup>139</sup>, T. Andeen<sup>34</sup>, C.F. Anders<sup>20</sup>, K.J. Anderson<sup>30</sup>, A. Andreazza<sup>89a,89b</sup>,  
V. Andrei<sup>58a</sup>, M-L. Andrieux<sup>55</sup>, X.S. Anduaga<sup>70</sup>, A. Angerami<sup>34</sup>, F. Anghinolfi<sup>29</sup>, N. Anjos<sup>124a</sup>, A. Annovi<sup>47</sup>, A. Antonaki<sup>8</sup>,  
M. Antonelli<sup>47</sup>, S. Antonelli<sup>19a,19b</sup>, J. Antos<sup>144b</sup>, F. Anulli<sup>132a</sup>, S. Aoun<sup>83</sup>, L. Aperio Bella<sup>4</sup>, R. Apolle<sup>118</sup>, G. Arabidze<sup>88</sup>,  
I. Aracena<sup>143</sup>, Y. Arai<sup>66</sup>, A.T.H. Arce<sup>44</sup>, J.P. Archambault<sup>28</sup>, S. Arfaoui<sup>29,c</sup>, J-F. Arguin<sup>14</sup>, E. Arik<sup>18a,\*</sup>, M. Arik<sup>18a</sup>,  
A.J. Armbruster<sup>87</sup>, K.E. Arms<sup>109</sup>, S.R. Armstrong<sup>24</sup>, O. Arnaez<sup>4</sup>, C. Arnault<sup>115</sup>, A. Artamonov<sup>95</sup>, G. Artoni<sup>132a,132b</sup>,  
D. Arutinov<sup>20</sup>, S. Asai<sup>155</sup>, J. Silva<sup>124a,d</sup>, R. Asfandiyarov<sup>172</sup>, S. Ask<sup>27</sup>, B. Åsman<sup>146a,146b</sup>, L. Asquith<sup>5</sup>, K. Assamagan<sup>24</sup>,  
A. Astbury<sup>169</sup>, A. Astvatsatourov<sup>52</sup>, G. Atoian<sup>175</sup>, B. Aubert<sup>4</sup>, B. Auerbach<sup>175</sup>, E. Auge<sup>115</sup>, K. Augsten<sup>127</sup>, M. Auresseu<sup>4</sup>,  
N. Austin<sup>73</sup>, R. Avramidou<sup>9</sup>, D. Axen<sup>168</sup>, C. Ay<sup>54</sup>, G. Azuelos<sup>93,e</sup>, Y. Azuma<sup>155</sup>, M.A. Baak<sup>29</sup>, G. Baccaglioni<sup>89a</sup>,  
C. Bacci<sup>134a,134b</sup>, A.M. Bach<sup>14</sup>, H. Bachacou<sup>136</sup>, K. Bachas<sup>29</sup>, G. Bachy<sup>29</sup>, M. Backes<sup>49</sup>, E. Badescu<sup>25a</sup>, P. Bagnaia<sup>132a,132b</sup>,  
S. Bahinipati<sup>2</sup>, Y. Bai<sup>32a</sup>, D.C. Bailey<sup>158</sup>, T. Bain<sup>158</sup>, J.T. Baines<sup>129</sup>, O.K. Baker<sup>175</sup>, S. Baker<sup>77</sup>,  
F. Baltasar Dos Santos Pedrosa<sup>29</sup>, E. Banas<sup>38</sup>, P. Banerjee<sup>93</sup>, Sw. Banerjee<sup>169</sup>, D. Banfi<sup>89a,89b</sup>, A. Bangert<sup>137</sup>, V. Bansal<sup>169</sup>,  
H.S. Bansil<sup>17</sup>, L. Barak<sup>171</sup>, S.P. Baranov<sup>94</sup>, A. Barashkou<sup>65</sup>, A. Barbaro Galtieri<sup>14</sup>, T. Barber<sup>27</sup>, E.L. Barberio<sup>86</sup>,  
D. Barberis<sup>50a,50b</sup>, M. Barbero<sup>20</sup>, D.Y. Bardin<sup>65</sup>, T. Barillari<sup>99</sup>, M. Barisonzi<sup>174</sup>, T. Barklow<sup>143</sup>, N. Barlow<sup>27</sup>, B.M. Barnett<sup>129</sup>,  
R.M. Barnett<sup>14</sup>, A. Baroncelli<sup>134a</sup>, A.J. Barr<sup>118</sup>, F. Barreiro<sup>80</sup>, J. Barreiro Guimarães da Costa<sup>57</sup>, P. Barrillon<sup>115</sup>, R. Bartoldus<sup>143</sup>,  
A.E. Barton<sup>71</sup>, D. Bartsch<sup>20</sup>, R.L. Bates<sup>53</sup>, L. Batkova<sup>144a</sup>, J.R. Batley<sup>27</sup>, A. Battaglia<sup>16</sup>, M. Battistin<sup>29</sup>, G. Battistoni<sup>89a</sup>,  
F. Bauer<sup>136</sup>, H.S. Bawa<sup>143</sup>, B. Beare<sup>158</sup>, T. Beau<sup>78</sup>, P.H. Beauchemin<sup>118</sup>, R. Beccherle<sup>50a</sup>, P. Bechtel<sup>41</sup>, H.P. Beck<sup>16</sup>,  
M. Beckingham<sup>48</sup>, K.H. Becks<sup>174</sup>, A.J. Beddall<sup>18c</sup>, A. Beddall<sup>18c</sup>, V.A. Bednyakov<sup>65</sup>, C. Bee<sup>83</sup>, M. Begel<sup>24</sup>,  
S. Behar Harpaz<sup>152</sup>, P.K. Behera<sup>63</sup>, M. Beimforde<sup>99</sup>, C. Belanger-Champagne<sup>166</sup>, B. Belhorma<sup>55</sup>, P.J. Bell<sup>49</sup>, W.H. Bell<sup>49</sup>,  
G. Bella<sup>153</sup>, L. Bellagamba<sup>19a</sup>, F. Bellina<sup>29</sup>, G. Bellomo<sup>89a,89b</sup>, M. Bellomo<sup>119a</sup>, A. Belloni<sup>57</sup>, K. Belotskiy<sup>96</sup>, O. Beltramello<sup>29</sup>,  
S. Ben Ami<sup>152</sup>, O. Benary<sup>153</sup>, D. Benchekroun<sup>135a</sup>, C. Benchouk<sup>83</sup>, M. Bendel<sup>81</sup>, B.H. Benedict<sup>163</sup>, N. Benekos<sup>165</sup>,  
Y. Benhammou<sup>153</sup>, D.P. Benjamin<sup>44</sup>, M. Benoit<sup>115</sup>, J.R. Bensinger<sup>22</sup>, K. Benslama<sup>130</sup>, S. Bentvelsen<sup>105</sup>, D. Berge<sup>29</sup>,

E. Bergeaas Kuutmann<sup>41</sup>, N. Berger<sup>4</sup>, F. Berghaus<sup>169</sup>, E. Berglund<sup>49</sup>, J. Beringer<sup>14</sup>, K. Bernardet<sup>83</sup>, P. Bernat<sup>115</sup>, R. Bernhard<sup>48</sup>, C. Bernius<sup>24</sup>, T. Berry<sup>76</sup>, A. Bertin<sup>19a,19b</sup>, F. Bertinelli<sup>29</sup>, F. Bertolucci<sup>122a,122b</sup>, M.I. Besana<sup>89a,89b</sup>, N. Besson<sup>136</sup>, S. Bethke<sup>99</sup>, W. Bhimji<sup>45</sup>, R.M. Bianchi<sup>29</sup>, M. Bianco<sup>72a,72b</sup>, O. Biebel<sup>98</sup>, J. Biesiada<sup>14</sup>, M. Biglietti<sup>132a,132b</sup>, H. Bilokon<sup>47</sup>, M. Bindi<sup>19a,19b</sup>, A. Bingul<sup>18c</sup>, C. Bini<sup>132a,132b</sup>, C. Biscarat<sup>177</sup>, R. Bischof<sup>62</sup>, U. Bitenc<sup>48</sup>, K.M. Black<sup>21</sup>, R.E. Blair<sup>5</sup>, J-B Blanchard<sup>115</sup>, G. Blanchot<sup>29</sup>, C. Blocker<sup>22</sup>, J. Blocki<sup>38</sup>, A. Blondel<sup>49</sup>, W. Blum<sup>81</sup>, U. Blumenschein<sup>54</sup>, C. Boaretto<sup>132a,132b</sup>, G.J. Bobbink<sup>105</sup>, V.B. Bobrovnikov<sup>107</sup>, A. Bocci<sup>44</sup>, R. Bock<sup>29</sup>, C.R. Boddy<sup>118</sup>, M. Boehler<sup>41</sup>, J. Boek<sup>174</sup>, N. Boelaert<sup>35</sup>, S. Böser<sup>77</sup>, J.A. Bogaerts<sup>29</sup>, A. Bogdanchikov<sup>107</sup>, A. Bogouch<sup>90,\*</sup>, C. Bohm<sup>146a</sup>, V. Boisvert<sup>76</sup>, T. Bold<sup>163,f</sup>, V. Boldea<sup>25a</sup>, M. Boonekamp<sup>136</sup>, G. Boorman<sup>76</sup>, C.N. Booth<sup>139</sup>, P. Booth<sup>139</sup>, J.R.A. Booth<sup>17</sup>, S. Bordini<sup>78</sup>, C. Borer<sup>16</sup>, A. Borisov<sup>128</sup>, G. Borissov<sup>71</sup>, I. Borjanovic<sup>12a</sup>, S. Borroni<sup>132a,132b</sup>, K. Bos<sup>105</sup>, D. Boscherini<sup>19a</sup>, M. Bosman<sup>11</sup>, H. Boterenbrood<sup>105</sup>, D. Botterill<sup>129</sup>, J. Bouchami<sup>93</sup>, J. Boudreau<sup>123</sup>, E.V. Bouhova-Thacker<sup>71</sup>, C. Boulahouache<sup>123</sup>, C. Bourdarios<sup>115</sup>, N. Bousson<sup>83</sup>, A. Boveia<sup>30</sup>, J. Boyd<sup>29</sup>, I.R. Boyko<sup>65</sup>, N.I. Bozhko<sup>128</sup>, I. Bozovic-Jelisavcic<sup>12b</sup>, S. Braccini<sup>47</sup>, J. Bracinik<sup>17</sup>, A. Braem<sup>29</sup>, E. Brambilla<sup>72a,72b</sup>, P. Branchini<sup>134a</sup>, G.W. Brandenburg<sup>57</sup>, A. Brandt<sup>7</sup>, G. Brandt<sup>41</sup>, O. Brandt<sup>54</sup>, U. Bratzler<sup>156</sup>, B. Brau<sup>84</sup>, J.E. Brau<sup>114</sup>, H.M. Braun<sup>174</sup>, B. Brelrier<sup>158</sup>, J. Bremer<sup>29</sup>, R. Brenner<sup>166</sup>, S. Bressler<sup>152</sup>, D. Breton<sup>115</sup>, N.D. Brett<sup>118</sup>, P.G. Bright-Thomas<sup>17</sup>, D. Britton<sup>53</sup>, F.M. Brochu<sup>27</sup>, I. Brock<sup>20</sup>, R. Brock<sup>88</sup>, T.J. Brodbeck<sup>71</sup>, E. Brodet<sup>153</sup>, F. Broggi<sup>89a</sup>, C. Bromberg<sup>88</sup>, G. Brooijmans<sup>34</sup>, W.K. Brooks<sup>31b</sup>, G. Brown<sup>82</sup>, E. Brubaker<sup>30</sup>, P.A. Bruckman de Renstrom<sup>38</sup>, D. Bruncko<sup>144b</sup>, R. Brunelieri<sup>48</sup>, S. Brunet<sup>61</sup>, A. Bruni<sup>19a</sup>, G. Bruni<sup>19a</sup>, M. Bruschi<sup>19a</sup>, T. Buanes<sup>13</sup>, F. Bucci<sup>49</sup>, J. Buchanan<sup>118</sup>, N.J. Buchanan<sup>2</sup>, P. Buchholz<sup>141</sup>, R.M. Buckingham<sup>118</sup>, A.G. Buckley<sup>45</sup>, S.I. Buda<sup>25a</sup>, I.A. Budagov<sup>65</sup>, B. Budick<sup>108</sup>, V. Büscher<sup>81</sup>, L. Bugge<sup>117</sup>, D. Buira-Clark<sup>118</sup>, E.J. Buis<sup>105</sup>, O. Bulekov<sup>96</sup>, M. Bunse<sup>42</sup>, T. Buran<sup>117</sup>, H. Burckhart<sup>29</sup>, S. Burdin<sup>73</sup>, T. Burgess<sup>13</sup>, S. Burke<sup>129</sup>, E. Busato<sup>33</sup>, P. Bussey<sup>53</sup>, C.P. Buszello<sup>166</sup>, F. Butin<sup>29</sup>, B. Butler<sup>143</sup>, J.M. Butler<sup>21</sup>, C.M. Buttar<sup>53</sup>, J.M. Butterworth<sup>77</sup>, W. Buttinger<sup>27</sup>, T. Byatt<sup>77</sup>, S. Cabrera Urbán<sup>167</sup>, M. Caccia<sup>89a,89b,g</sup>, D. Caforio<sup>19a,19b</sup>, O. Cakir<sup>3a</sup>, P. Calafiura<sup>14</sup>, G. Calderini<sup>78</sup>, P. Calfayan<sup>98</sup>, R. Calkins<sup>106</sup>, L.P. Caloba<sup>23a</sup>, R. Caloi<sup>132a,132b</sup>, D. Calvet<sup>33</sup>, S. Calvet<sup>33</sup>, A. Camard<sup>78</sup>, P. Camarri<sup>133a,133b</sup>, M. Cambiaghi<sup>119a,119b</sup>, D. Cameron<sup>117</sup>, J. Cammin<sup>20</sup>, S. Campana<sup>29</sup>, M. Campanelli<sup>77</sup>, V. Canale<sup>102a,102b</sup>, F. Canelli<sup>30</sup>, A. Canepa<sup>159a</sup>, J. Cantero<sup>80</sup>, L. Capasso<sup>102a,102b</sup>, M.D.M. Capeans Garrido<sup>29</sup>, I. Caprini<sup>25a</sup>, M. Caprini<sup>25a</sup>, M. Caprio<sup>102a,102b</sup>, D. Capriotti<sup>99</sup>, M. Capua<sup>36a,36b</sup>, R. Caputo<sup>148</sup>, C. Caramarcu<sup>25a</sup>, R. Cardarelli<sup>133a</sup>, T. Carli<sup>29</sup>, G. Carlino<sup>102a</sup>, L. Carminati<sup>89a,89b</sup>, B. Caron<sup>159a</sup>, S. Caron<sup>48</sup>, C. Carpentieri<sup>48</sup>, G.D. Carrillo Montoya<sup>172</sup>, S. Carron Montero<sup>158</sup>, A.A. Carter<sup>75</sup>, J.R. Carter<sup>27</sup>, J. Carvalho<sup>124a,h</sup>, D. Casadei<sup>108</sup>, M.P. Casado<sup>11</sup>, M. Cascella<sup>122a,122b</sup>, C. Caso<sup>50a,50b,\*</sup>, A.M. Castaneda Hernandez<sup>172</sup>, E. Castaneda-Miranda<sup>172</sup>, V. Castillo Gimenez<sup>167</sup>, N.F. Castro<sup>124b,a</sup>, G. Cataldi<sup>72a</sup>, F. Cataneo<sup>29</sup>, A. Catinaccio<sup>29</sup>, J.R. Catmore<sup>71</sup>, A. Cattai<sup>29</sup>, G. Cattani<sup>133a,133b</sup>, S. Caughron<sup>88</sup>, A. Cavallari<sup>132a,132b</sup>, P. Cavalleri<sup>78</sup>, D. Cavalli<sup>89a</sup>, M. Cavalli-Sforza<sup>11</sup>, V. Cavasinni<sup>122a,122b</sup>, A. Cazzato<sup>72a,72b</sup>, F. Ceradini<sup>134a,134b</sup>, C. Cerna<sup>83</sup>, A.S. Cerqueira<sup>23a</sup>, A. Cerri<sup>29</sup>, L. Cerrito<sup>75</sup>, F. Cerutti<sup>47</sup>, M. Cervetto<sup>50a,50b</sup>, S.A. Cetin<sup>18b</sup>, F. Cevenini<sup>102a,102b</sup>, A. Chafaq<sup>135a</sup>, D. Chakraborty<sup>106</sup>, K. Chan<sup>2</sup>,

B. Chapleau<sup>85</sup>, J.D. Chapman<sup>27</sup>, J.W. Chapman<sup>87</sup>, E. Chareyre<sup>78</sup>, D.G. Charlton<sup>17</sup>, V. Chavda<sup>82</sup>, S. Cheatham<sup>71</sup>, S. Chekanov<sup>5</sup>,  
 S.V. Chekulaev<sup>159a</sup>, G.A. Chelkov<sup>65</sup>, H. Chen<sup>24</sup>, L. Chen<sup>2</sup>, S. Chen<sup>32c</sup>, T. Chen<sup>32c</sup>, X. Chen<sup>172</sup>, S. Cheng<sup>32a</sup>, A. Cheplakov<sup>65</sup>,  
 V.F. Chepurinov<sup>65</sup>, R. Cherkaoui El Moursli<sup>135d</sup>, V. Tcherniatine<sup>24</sup>, E. Cheu<sup>6</sup>, S.L. Cheung<sup>158</sup>, L. Chevalier<sup>136</sup>, F. Chevallier<sup>136</sup>,  
 G. Chiefari<sup>102a,102b</sup>, L. Chikovani<sup>51</sup>, J.T. Childers<sup>58a</sup>, A. Chilingarov<sup>71</sup>, G. Chiodini<sup>72a</sup>, M.V. Chizhov<sup>65</sup>, G. Choudalakis<sup>30</sup>,  
 S. Chouridou<sup>137</sup>, I.A. Christidi<sup>77</sup>, A. Christov<sup>48</sup>, D. Chromek-Burckhart<sup>29</sup>, M.L. Chu<sup>151</sup>, J. Chudoba<sup>125</sup>, G. Ciapetti<sup>132a,132b</sup>,  
 A.K. Ciftci<sup>3a</sup>, R. Ciftci<sup>3a</sup>, D. Cinca<sup>33</sup>, V. Cindro<sup>74</sup>, M.D. Ciobotaru<sup>163</sup>, C. Ciocca<sup>19a,19b</sup>, A. Ciocio<sup>14</sup>, M. Cirilli<sup>87,i</sup>, A. Clark<sup>49</sup>,  
 P.J. Clark<sup>45</sup>, W. Cleland<sup>123</sup>, J.C. Clemens<sup>83</sup>, B. Clement<sup>55</sup>, C. Clement<sup>146a,146b</sup>, R.W. Clifft<sup>129</sup>, Y. Coadou<sup>83</sup>, M. Cobal<sup>164a,164c</sup>,  
 A. Coccaro<sup>50a,50b</sup>, J. Cochran<sup>64</sup>, P. Coe<sup>118</sup>, J.G. Cogan<sup>143</sup>, J. Coggeshall<sup>165</sup>, E. Cogneras<sup>177</sup>, C.D. Cojocaru<sup>28</sup>, J. Colas<sup>4</sup>,  
 A.P. Colijn<sup>105</sup>, C. Collard<sup>115</sup>, N.J. Collins<sup>17</sup>, C. Collins-Tooth<sup>53</sup>, J. Collot<sup>55</sup>, G. Colon<sup>84</sup>, R. Coluccia<sup>72a,72b</sup>, G. Comune<sup>88</sup>,  
 P. Conde Muiño<sup>124a</sup>, E. Coniavitis<sup>118</sup>, M.C. Conidi<sup>11</sup>, M. Consonni<sup>104</sup>, S. Constantinescu<sup>25a</sup>, C. Conta<sup>119a,119b</sup>,  
 F. Conventi<sup>102a,j</sup>, J. Cook<sup>29</sup>, M. Cooke<sup>14</sup>, B.D. Cooper<sup>75</sup>, A.M. Cooper-Sarkar<sup>118</sup>, N.J. Cooper-Smith<sup>76</sup>, K. Copic<sup>34</sup>,  
 T. Cornelissen<sup>50a,50b</sup>, M. Corradi<sup>19a</sup>, S. Correard<sup>83</sup>, F. Corriveau<sup>85,k</sup>, A. Cortes-Gonzalez<sup>165</sup>, G. Cortiana<sup>99</sup>, G. Costa<sup>89a</sup>,  
 M.J. Costa<sup>167</sup>, D. Costanzo<sup>139</sup>, T. Costin<sup>30</sup>, D. Côté<sup>29</sup>, R. Coura Torres<sup>23a</sup>, L. Courneyea<sup>169</sup>, G. Cowan<sup>76</sup>, C. Cowden<sup>27</sup>,  
 B.E. Cox<sup>82</sup>, K. Cranmer<sup>108</sup>, M. Cristinziani<sup>20</sup>, G. Crosetti<sup>36a,36b</sup>, R. Crupi<sup>72a,72b</sup>, S. Crépe-Renaudin<sup>55</sup>, C. Cuenca Almenar<sup>175</sup>,  
 T. Cuhadar Donszelmann<sup>139</sup>, S. Cuneo<sup>50a,50b</sup>, M. Curatolo<sup>47</sup>, C.J. Curtis<sup>17</sup>, P. Cwetanski<sup>61</sup>, H. Czirr<sup>141</sup>, Z. Czyczula<sup>175</sup>,  
 S. D'Auria<sup>53</sup>, M. D'Onofrio<sup>73</sup>, A. D'Orazio<sup>132a,132b</sup>, A. Da Rocha Gesualdi Mello<sup>23a</sup>, P.V.M. Da Silva<sup>23a</sup>, C. Da Via<sup>82</sup>,  
 W. Dabrowski<sup>37</sup>, A. Dahlhoff<sup>48</sup>, T. Dai<sup>87</sup>, C. Dallapiccola<sup>84</sup>, S.J. Dallison<sup>129,\*</sup>, M. Dam<sup>35</sup>, M. Dameri<sup>50a,50b</sup>, D.S. Damiani<sup>137</sup>,  
 H.O. Danielsson<sup>29</sup>, R. Dankers<sup>105</sup>, D. Dannheim<sup>99</sup>, V. Dao<sup>49</sup>, G. Darbo<sup>50a</sup>, G.L. Darlea<sup>25b</sup>, C. Daum<sup>105</sup>, J.P. Dauvergne<sup>29</sup>,  
 W. Davey<sup>86</sup>, T. Davidek<sup>126</sup>, N. Davidson<sup>86</sup>, R. Davidson<sup>71</sup>, M. Davies<sup>93</sup>, A.R. Davison<sup>77</sup>, E. Dawe<sup>142</sup>, I. Dawson<sup>139</sup>,  
 J.W. Dawson<sup>5,\*</sup>, R.K. Daya<sup>39</sup>, K. De<sup>7</sup>, R. de Asmundis<sup>102a</sup>, S. De Castro<sup>19a,19b</sup>, S. De Cecco<sup>78</sup>, J. de Graat<sup>98</sup>, N. De Groot<sup>104</sup>,  
 P. de Jong<sup>105</sup>, E. De La Cruz-Burelo<sup>87</sup>, C. De La Taille<sup>115</sup>, B. De Lotto<sup>164a,164c</sup>, L. De Mora<sup>71</sup>, L. De Nooij<sup>105</sup>,  
 M. De Oliveira Branco<sup>29</sup>, D. De Pedis<sup>132a</sup>, P. de Saintignon<sup>55</sup>, A. De Salvo<sup>132a</sup>, U. De Sanctis<sup>164a,164c</sup>, A. De Santo<sup>149</sup>,  
 J.B. De Vivie De Regie<sup>115</sup>, S. Dean<sup>77</sup>, G. Dedes<sup>99</sup>, D.V. Dedovich<sup>65</sup>, J. Degenhardt<sup>120</sup>, M. Dehchar<sup>118</sup>, M. Deile<sup>98</sup>,  
 C. Del Papa<sup>164a,164c</sup>, J. Del Peso<sup>80</sup>, T. Del Prete<sup>122a,122b</sup>, A. Dell'Acqua<sup>29</sup>, L. Dell'Asta<sup>89a,89b</sup>, M. Della Pietra<sup>102a,l</sup>,  
 D. della Volpe<sup>102a,102b</sup>, M. Delmastro<sup>29</sup>, P. Delpierre<sup>83</sup>, N. Delruelle<sup>29</sup>, P.A. Delsart<sup>55</sup>, C. Deluca<sup>148</sup>, S. Demers<sup>175</sup>,  
 M. Demichev<sup>65</sup>, B. Demirköz<sup>11</sup>, J. Deng<sup>163</sup>, S.P. Denisov<sup>128</sup>, C. Dennis<sup>118</sup>, D. Derendarz<sup>38</sup>, J.E. Derkaoui<sup>135c</sup>, F. Derue<sup>78</sup>,  
 P. Dervan<sup>73</sup>, K. Desch<sup>20</sup>, E. Devetak<sup>148</sup>, P.O. Deviveiros<sup>158</sup>, A. Dewhurst<sup>129</sup>, B. DeWilde<sup>148</sup>, S. Dhaliwal<sup>158</sup>, R. Dhullipudi<sup>24,m</sup>,  
 A. Di Ciaccio<sup>133a,133b</sup>, L. Di Ciaccio<sup>4</sup>, A. Di Girolamo<sup>29</sup>, B. Di Girolamo<sup>29</sup>, S. Di Luise<sup>134a,134b</sup>, A. Di Mattia<sup>88</sup>,  
 R. Di Nardo<sup>133a,133b</sup>, A. Di Simone<sup>133a,133b</sup>, R. Di Sipio<sup>19a,19b</sup>, M.A. Diaz<sup>31a</sup>, M.M. Diaz Gomez<sup>49</sup>, F. Diblen<sup>18c</sup>, E.B. Diehl<sup>87</sup>,  
 H. Dietl<sup>99</sup>, J. Dietrich<sup>48</sup>, T.A. Dietzsch<sup>58a</sup>, S. Diglio<sup>115</sup>, K. Dindar Yagci<sup>39</sup>, J. Dingfelder<sup>20</sup>, C. Dionisi<sup>132a,132b</sup>, P. Dita<sup>25a</sup>,



S. Dita<sup>25a</sup>, F. Dittus<sup>29</sup>, F. Djama<sup>83</sup>, R. Djilkibaev<sup>108</sup>, T. Djobava<sup>51</sup>, M.A.B. do Vale<sup>23a</sup>, A. Do Valle Wemans<sup>124a</sup>, T.K.O. Doan<sup>4</sup>, M. Dobbs<sup>85</sup>, R. Dobinson<sup>29,\*</sup>, D. Dobos<sup>42</sup>, E. Dobson<sup>29</sup>, M. Dobson<sup>163</sup>, J. Dodd<sup>34</sup>, O.B. Dogan<sup>18a,\*</sup>, C. Doglioni<sup>118</sup>, T. Doherty<sup>53</sup>, Y. Doi<sup>66</sup>, J. Dolejsi<sup>126</sup>, I. Dolenc<sup>74</sup>, Z. Dolezal<sup>126</sup>, B.A. Dolgoshein<sup>96</sup>, T. Dohmae<sup>155</sup>, M. Donadelli<sup>23b</sup>, M. Donega<sup>120</sup>, J. Donini<sup>55</sup>, J. Dopke<sup>174</sup>, A. Doria<sup>102a</sup>, A. Dos Anjos<sup>172</sup>, M. Dosil<sup>11</sup>, A. Dotti<sup>122a,122b</sup>, M.T. Dova<sup>70</sup>, J.D. Dowell<sup>17</sup>, A.D. Doxiadis<sup>105</sup>, A.T. Doyle<sup>53</sup>, Z. Drasal<sup>126</sup>, J. Drees<sup>174</sup>, N. Dressnandt<sup>120</sup>, H. Drevermann<sup>29</sup>, C. Driouichi<sup>35</sup>, M. Dris<sup>9</sup>, J.G. Drohan<sup>77</sup>, J. Dubbert<sup>99</sup>, T. Dubbs<sup>137</sup>, S. Dube<sup>14</sup>, E. Duchovni<sup>171</sup>, G. Duckeck<sup>98</sup>, A. Dudarev<sup>29</sup>, F. Dudziak<sup>115</sup>, M. Dührssen<sup>29</sup>, I.P. Duerdoth<sup>82</sup>, L. Duflot<sup>115</sup>, M-A. Dufour<sup>85</sup>, M. Dunford<sup>29</sup>, H. Duran Yildiz<sup>3b</sup>, R. Duxfield<sup>139</sup>, M. Dwuznik<sup>37</sup>, F. Dydak<sup>29</sup>, D. Dzahini<sup>55</sup>, M. Düren<sup>52</sup>, J. Ebke<sup>98</sup>, S. Eckert<sup>48</sup>, S. Eckweiler<sup>81</sup>, K. Edmonds<sup>81</sup>, C.A. Edwards<sup>76</sup>, I. Efthymiopoulos<sup>49</sup>, W. Ehrenfeld<sup>41</sup>, T. Ehrich<sup>99</sup>, T. Eifert<sup>29</sup>, G. Eigen<sup>13</sup>, K. Einsweiler<sup>14</sup>, E. Eisenhandler<sup>75</sup>, T. Ekelof<sup>166</sup>, M. El Kacimi<sup>4</sup>, M. Ellert<sup>166</sup>, S. Elles<sup>4</sup>, F. Ellinghaus<sup>81</sup>, K. Ellis<sup>75</sup>, N. Ellis<sup>29</sup>, J. Elmsheuser<sup>98</sup>, M. Elsing<sup>29</sup>, R. Ely<sup>14</sup>, D. Emelianov<sup>129</sup>, R. Engelmann<sup>148</sup>, A. Engl<sup>98</sup>, B. Epp<sup>62</sup>, A. Eppig<sup>87</sup>, J. Erdmann<sup>54</sup>, A. Ereditato<sup>16</sup>, D. Eriksson<sup>146a</sup>, J. Ernst<sup>1</sup>, M. Ernst<sup>24</sup>, J. Ernwein<sup>136</sup>, D. Errede<sup>165</sup>, S. Errede<sup>165</sup>, E. Ertel<sup>81</sup>, M. Escalier<sup>115</sup>, C. Escobar<sup>167</sup>, X. Espinal Curull<sup>11</sup>, B. Esposito<sup>47</sup>, F. Etienne<sup>83</sup>, A.I. Etievre<sup>136</sup>, E. Etzion<sup>153</sup>, D. Evangelakou<sup>54</sup>, H. Evans<sup>61</sup>, L. Fabbri<sup>19a,19b</sup>, C. Fabre<sup>29</sup>, K. Facius<sup>35</sup>, R.M. Fakhruddinov<sup>128</sup>, S. Falciano<sup>132a</sup>, A.C. Falou<sup>115</sup>, Y. Fang<sup>172</sup>, M. Fanti<sup>89a,89b</sup>, A. Farbin<sup>7</sup>, A. Farilla<sup>134a</sup>, J. Farley<sup>148</sup>, T. Farooque<sup>158</sup>, S.M. Farrington<sup>118</sup>, P. Farthouat<sup>29</sup>, D. Fasching<sup>172</sup>, P. Fassnacht<sup>29</sup>, D. Fassouliotis<sup>8</sup>, B. Fatholahzadeh<sup>158</sup>, L. Fayard<sup>115</sup>, S. Fazio<sup>36a,36b</sup>, R. Febbraro<sup>33</sup>, P. Federic<sup>144a</sup>, O.L. Fedin<sup>121</sup>, I. Fedorko<sup>29</sup>, W. Fedorko<sup>88</sup>, M. Fehling-Kaschek<sup>48</sup>, L. Feligioni<sup>83</sup>, D. Fellmann<sup>5</sup>, C.U. Felzmann<sup>86</sup>, C. Feng<sup>32d</sup>, E.J. Feng<sup>30</sup>, A.B. Fenjuk<sup>128</sup>, J. Ferencei<sup>144b</sup>, D. Ferguson<sup>172</sup>, J. Ferland<sup>93</sup>, B. Fernandes<sup>124a,n</sup>, W. Fernando<sup>109</sup>, S. Ferrag<sup>53</sup>, J. Ferrando<sup>118</sup>, V. Ferrara<sup>41</sup>, A. Ferrari<sup>166</sup>, P. Ferrari<sup>105</sup>, R. Ferrari<sup>119a</sup>, A. Ferrer<sup>167</sup>, M.L. Ferrer<sup>47</sup>, D. Ferrere<sup>49</sup>, C. Ferretti<sup>87</sup>, A. Ferretto Parodi<sup>50a,50b</sup>, F. Ferro<sup>50a,50b</sup>, M. Fiascaris<sup>30</sup>, F. Fiedler<sup>81</sup>, A. Filipčič<sup>74</sup>, A. Filippas<sup>9</sup>, F. Filthaut<sup>104</sup>, M. Fincke-Keeler<sup>169</sup>, M.C.N. Fiolhais<sup>124a,h</sup>, L. Fiorini<sup>11</sup>, A. Firan<sup>39</sup>, G. Fischer<sup>41</sup>, P. Fischer<sup>20</sup>, M.J. Fisher<sup>109</sup>, S.M. Fisher<sup>129</sup>, J. Flammer<sup>29</sup>, M. Flechl<sup>48</sup>, I. Fleck<sup>141</sup>, J. Fleckner<sup>81</sup>, P. Fleischmann<sup>173</sup>, S. Fleischmann<sup>20</sup>, T. Flick<sup>174</sup>, L.R. Flores Castillo<sup>172</sup>, M.J. Flowerdew<sup>99</sup>, F. Föhlich<sup>58a</sup>, M. Fokitis<sup>9</sup>, T. Fonseca Martin<sup>16</sup>, D.A. Forbush<sup>138</sup>, A. Formica<sup>136</sup>, A. Forti<sup>82</sup>, D. Fortin<sup>159a</sup>, J.M. Foster<sup>82</sup>, D. Fournier<sup>115</sup>, A. Foussat<sup>29</sup>, A.J. Fowler<sup>44</sup>, K. Fowler<sup>137</sup>, H. Fox<sup>71</sup>, P. Francavilla<sup>122a,122b</sup>, S. Franchino<sup>119a,119b</sup>, D. Francis<sup>29</sup>, T. Frank<sup>171</sup>, M. Franklin<sup>57</sup>, S. Franz<sup>29</sup>, M. Fraternali<sup>119a,119b</sup>, S. Fratina<sup>120</sup>, S.T. French<sup>27</sup>, R. Froeschl<sup>29</sup>, D. Froidevaux<sup>29</sup>, J.A. Frost<sup>27</sup>, C. Fukunaga<sup>156</sup>, E. Fullana Torregrosa<sup>29</sup>, J. Fuster<sup>167</sup>, C. Gabaldon<sup>29</sup>, O. Gabizon<sup>171</sup>, T. Gadfort<sup>24</sup>, S. Gadomski<sup>49</sup>, G. Gagliardi<sup>50a,50b</sup>, P. Gagnon<sup>61</sup>, C. Galea<sup>98</sup>, E.J. Gallas<sup>118</sup>, M.V. Gallas<sup>29</sup>, V. Gallo<sup>16</sup>, B.J. Gallop<sup>129</sup>, P. Gallus<sup>125</sup>, E. Galyaev<sup>40</sup>, K.K. Gan<sup>109</sup>, Y.S. Gao<sup>143,o</sup>, V.A. Gapienko<sup>128</sup>, A. Gaponenko<sup>14</sup>, F. Garbersen<sup>175</sup>, M. Garcia-Sciveres<sup>14</sup>, C. García<sup>167</sup>, J.E. García Navarro<sup>49</sup>, R.W. Gardner<sup>30</sup>, N. Garelli<sup>29</sup>, H. Garitaonandia<sup>105</sup>, V. Garonne<sup>29</sup>, J. Garvey<sup>17</sup>, C. Gatti<sup>47</sup>, G. Gaudio<sup>119a</sup>, O. Gaumer<sup>49</sup>, B. Gaur<sup>141</sup>, L. Gauthier<sup>136</sup>, I.L. Gavrilenko<sup>94</sup>, C. Gay<sup>168</sup>, G. Gaycken<sup>20</sup>,

J.-C. Gayde<sup>29</sup>, E.N. Gazis<sup>9</sup>, P. Ge<sup>32d</sup>, C.N.P. Gee<sup>129</sup>, Ch. Geich-Gimbel<sup>20</sup>, K. Gellerstedt<sup>146a,146b</sup>, C. Gemme<sup>50a</sup>, M.H. Genest<sup>98</sup>, S. Gentile<sup>132a,132b</sup>, F. Georgatos<sup>9</sup>, S. George<sup>76</sup>, P. Gerlach<sup>174</sup>, A. Gershon<sup>153</sup>, C. Geweniger<sup>58a</sup>, H. Ghazlane<sup>135d</sup>, P. Ghez<sup>4</sup>, N. Ghodbane<sup>33</sup>, B. Giacobbe<sup>19a</sup>, S. Giagu<sup>132a,132b</sup>, V. Giakoumopoulou<sup>8</sup>, V. Giangiobbe<sup>122a,122b</sup>, F. Gianotti<sup>29</sup>, B. Gibbard<sup>24</sup>, A. Gibson<sup>158</sup>, S.M. Gibson<sup>29</sup>, G.F. Gieraltowski<sup>5</sup>, L.M. Gilbert<sup>118</sup>, M. Gilchriese<sup>14</sup>, O. Gildemeister<sup>29</sup>, V. Gilewsky<sup>91</sup>, D. Gillberg<sup>28</sup>, A.R. Gillman<sup>129</sup>, D.M. Gingrich<sup>2,p</sup>, J. Ginzburg<sup>153</sup>, N. Giokaris<sup>8</sup>, R. Giordano<sup>102a,102b</sup>, F.M. Giorgi<sup>15</sup>, P. Giovannini<sup>99</sup>, P.F. Giraud<sup>136</sup>, D. Giugni<sup>89a</sup>, P. Giusti<sup>19a</sup>, B.K. Gjelsten<sup>117</sup>, L.K. Gladilin<sup>97</sup>, C. Glasman<sup>80</sup>, J. Glatzer<sup>48</sup>, A. Glazov<sup>41</sup>, K.W. Glitza<sup>174</sup>, G.L. Glonti<sup>65</sup>, J. Godfrey<sup>142</sup>, J. Godlewski<sup>29</sup>, M. Goebel<sup>41</sup>, T. Göpfert<sup>43</sup>, C. Goeringer<sup>81</sup>, C. Gössling<sup>42</sup>, T. Göttfert<sup>99</sup>, S. Goldfarb<sup>87</sup>, D. Goldin<sup>39</sup>, T. Golling<sup>175</sup>, N.P. Gollub<sup>29</sup>, S.N. Golovnia<sup>128</sup>, A. Gomes<sup>124a,q</sup>, L.S. Gomez Fajardo<sup>41</sup>, R. Gonçalves<sup>76</sup>, L. Gonella<sup>20</sup>, C. Gong<sup>32b</sup>, A. Gonidec<sup>29</sup>, S. Gonzalez<sup>172</sup>, S. González de la Hoz<sup>167</sup>, M.L. Gonzalez Silva<sup>26</sup>, S. Gonzalez-Sevilla<sup>49</sup>, J.J. Goodson<sup>148</sup>, L. Goossens<sup>29</sup>, P.A. Gorbounov<sup>95</sup>, H.A. Gordon<sup>24</sup>, I. Gorelov<sup>103</sup>, G. Gorfine<sup>174</sup>, B. Gorini<sup>29</sup>, E. Gorini<sup>72a,72b</sup>, A. Gorišek<sup>74</sup>, E. Gornicki<sup>38</sup>, S.A. Gorokhov<sup>128</sup>, B.T. Gorski<sup>29</sup>, V.N. Goryachev<sup>128</sup>, B. Gosdzik<sup>41</sup>, M. Gosselink<sup>105</sup>, M.I. Gostkin<sup>65</sup>, M. Gouanère<sup>4</sup>, I. Gough Eschrich<sup>163</sup>, M. Gouighri<sup>135a</sup>, D. Goujdami<sup>135a</sup>, M.P. Goulette<sup>49</sup>, A.G. Goussiou<sup>138</sup>, C. Goy<sup>4</sup>, I. Grabowska-Bold<sup>163,r</sup>, V. Grabski<sup>176</sup>, P. Grafström<sup>29</sup>, C. Grah<sup>174</sup>, K.-J. Grahn<sup>147</sup>, F. Grancagnolo<sup>72a</sup>, S. Grancagnolo<sup>15</sup>, V. Grassi<sup>148</sup>, V. Gratchev<sup>121</sup>, N. Grau<sup>34</sup>, H.M. Gray<sup>34,s</sup>, J.A. Gray<sup>148</sup>, E. Graziani<sup>134a</sup>, O.G. Grebenyuk<sup>121</sup>, D. Greenfield<sup>129</sup>, T. Greenshaw<sup>73</sup>, Z.D. Greenwood<sup>24,t</sup>, I.M. Gregor<sup>41</sup>, P. Grenier<sup>143</sup>, E. Griesmayer<sup>46</sup>, J. Griffiths<sup>138</sup>, N. Grigalashvili<sup>65</sup>, A.A. Grillo<sup>137</sup>, K. Grimm<sup>148</sup>, S. Grinstein<sup>11</sup>, P.L.Y. Gris<sup>33</sup>, Y.V. Grishkevich<sup>97</sup>, J.-F. Grivaz<sup>115</sup>, J. Grognez<sup>29</sup>, M. Groh<sup>99</sup>, E. Gross<sup>171</sup>, J. Grosse-Knetter<sup>54</sup>, J. Groth-Jensen<sup>79</sup>, M. Gruwe<sup>29</sup>, K. Grybel<sup>141</sup>, V.J. Guarino<sup>5</sup>, C. Guicheney<sup>33</sup>, A. Guida<sup>72a,72b</sup>, T. Guillemin<sup>4</sup>, S. Guindon<sup>54</sup>, H. Guler<sup>85,u</sup>, J. Gunther<sup>125</sup>, B. Guo<sup>158</sup>, J. Guo<sup>34</sup>, A. Gupta<sup>30</sup>, Y. Gusakov<sup>65</sup>, V.N. Gushchin<sup>128</sup>, A. Gutierrez<sup>93</sup>, P. Gutierrez<sup>111</sup>, N. Guttman<sup>153</sup>, O. Gutzwiller<sup>172</sup>, C. Guyot<sup>136</sup>, C. Gwenlan<sup>118</sup>, C.B. Gwilliam<sup>73</sup>, A. Haas<sup>143</sup>, S. Haas<sup>29</sup>, C. Haber<sup>14</sup>, R. Hackenburg<sup>24</sup>, H.K. Hadavand<sup>39</sup>, D.R. Hadley<sup>17</sup>, P. Haefner<sup>99</sup>, R. Härtel<sup>99</sup>, F. Hahn<sup>29</sup>, S. Haider<sup>29</sup>, Z. Hajduk<sup>38</sup>, H. Hakobyan<sup>176</sup>, J. Haller<sup>54</sup>, K. Hamacher<sup>174</sup>, A. Hamilton<sup>49</sup>, S. Hamilton<sup>161</sup>, H. Han<sup>32a</sup>, L. Han<sup>32b</sup>, K. Hanagaki<sup>116</sup>, M. Hance<sup>120</sup>, C. Handel<sup>81</sup>, P. Hanke<sup>58a</sup>, C.J. Hansen<sup>166</sup>, J.R. Hansen<sup>35</sup>, J.B. Hansen<sup>35</sup>, J.D. Hansen<sup>35</sup>, P.H. Hansen<sup>35</sup>, P. Hansson<sup>143</sup>, K. Hara<sup>160</sup>, G.A. Hare<sup>137</sup>, T. Harenberg<sup>174</sup>, D. Harper<sup>87</sup>, R. Harper<sup>139</sup>, R.D. Harrington<sup>21</sup>, O.M. Harris<sup>138</sup>, K. Harrison<sup>17</sup>, J.C. Hart<sup>129</sup>, J. Hartert<sup>48</sup>, F. Hartjes<sup>105</sup>, T. Haruyama<sup>66</sup>, A. Harvey<sup>56</sup>, S. Hasegawa<sup>101</sup>, Y. Hasegawa<sup>140</sup>, S. Hassani<sup>136</sup>, M. Hatch<sup>29</sup>, D. Hauff<sup>99</sup>, S. Haug<sup>16</sup>, M. Hauschild<sup>29</sup>, R. Hauser<sup>88</sup>, M. Havranek<sup>125</sup>, B.M. Hawes<sup>118</sup>, C.M. Hawkes<sup>17</sup>, R.J. Hawkins<sup>29</sup>, D. Hawkins<sup>163</sup>, T. Hayakawa<sup>67</sup>, D. Hayden<sup>76</sup>, H.S. Hayward<sup>73</sup>, S.J. Haywood<sup>129</sup>, E. Hazen<sup>21</sup>, M. He<sup>32d</sup>, S.J. Head<sup>17</sup>, V. Hedberg<sup>79</sup>, L. Heelan<sup>28</sup>, S. Heim<sup>88</sup>, B. Heinemann<sup>14</sup>, S. Heisterkamp<sup>35</sup>, L. Helary<sup>4</sup>, M. Heldmann<sup>48</sup>, M. Heller<sup>115</sup>, S. Hellman<sup>146a,146b</sup>, C. Helsens<sup>11</sup>, R.C.W. Henderson<sup>71</sup>, P.J. Hendriks<sup>105</sup>, M. Henke<sup>58a</sup>, A. Henrichs<sup>54</sup>, A.M. Henriques Correia<sup>29</sup>, S. Henrot-Versille<sup>115</sup>, F. Henry-Couannier<sup>83</sup>, C. Hensel<sup>54</sup>, T. Henß<sup>174</sup>, Y. Hernández Jiménez<sup>167</sup>, R. Herrberg<sup>15</sup>, A.D. Hershenhorn<sup>152</sup>, G. Herten<sup>48</sup>,

R. Hertenberger<sup>98</sup>, L. Hervás<sup>29</sup>, N.P. Hessey<sup>105</sup>, A. Hidvegi<sup>146a</sup>, E. Higón-Rodríguez<sup>167</sup>, D. Hill<sup>5,\*</sup>, J.C. Hill<sup>27</sup>, N. Hill<sup>5</sup>, K.H. Hiller<sup>41</sup>, S. Hillert<sup>20</sup>, S.J. Hillier<sup>17</sup>, I. Hinchliffe<sup>14</sup>, D. Hindson<sup>118</sup>, E. Hines<sup>120</sup>, M. Hirose<sup>116</sup>, F. Hirsch<sup>42</sup>, D. Hirschbuehl<sup>174</sup>, J. Hobbs<sup>148</sup>, N. Hod<sup>153</sup>, M.C. Hodgkinson<sup>139</sup>, P. Hodgson<sup>139</sup>, A. Hoecker<sup>29</sup>, M.R. Hoefkamp<sup>103</sup>, J. Hoffman<sup>39</sup>, D. Hoffmann<sup>83</sup>, M. Hohlfield<sup>81</sup>, M. Holder<sup>141</sup>, T.I. Hollins<sup>17</sup>, A. Holmes<sup>118</sup>, S.O. Holmgren<sup>146a</sup>, T. Holy<sup>127</sup>, J.L. Holzbauer<sup>88</sup>, R.J. Homer<sup>17</sup>, Y. Homma<sup>67</sup>, T. Horazdovsky<sup>127</sup>, C. Horn<sup>143</sup>, S. Horner<sup>48</sup>, K. Horton<sup>118</sup>, J.-Y. Hostachy<sup>55</sup>, T. Hott<sup>99</sup>, S. Hou<sup>151</sup>, M.A. Houlden<sup>73</sup>, A. Hoummada<sup>135a</sup>, J. Howarth<sup>82</sup>, D.F. Howell<sup>118</sup>, I. Hristova<sup>41</sup>, J. Hrivnac<sup>115</sup>, I. Hruska<sup>125</sup>, T. Hryn'ova<sup>4</sup>, P.J. Hsu<sup>175</sup>, S.-C. Hsu<sup>14</sup>, G.S. Huang<sup>111</sup>, Z. Hubacek<sup>127</sup>, F. Hubaut<sup>83</sup>, F. Huegging<sup>20</sup>, T.B. Huffman<sup>118</sup>, E.W. Hughes<sup>34</sup>, G. Hughes<sup>71</sup>, R.E. Hughes-Jones<sup>82</sup>, M. Huhtinen<sup>29</sup>, P. Hurst<sup>57</sup>, M. Hurwitz<sup>14</sup>, U. Husemann<sup>41</sup>, N. Huseynov<sup>10</sup>, J. Huston<sup>88</sup>, J. Huth<sup>57</sup>, G. Iacobucci<sup>102a</sup>, G. Iakovidis<sup>9</sup>, M. Ibbotson<sup>82</sup>, I. Ibragimov<sup>141</sup>, R. Ichimiya<sup>67</sup>, L. Iconomidou-Fayard<sup>115</sup>, J. Idarraga<sup>115</sup>, M. Idzik<sup>37</sup>, P. Iengo<sup>4</sup>, O. Igonkina<sup>105</sup>, Y. Ikegami<sup>66</sup>, M. Ikeno<sup>66</sup>, Y. Ilchenko<sup>39</sup>, D. Iliadis<sup>154</sup>, D. Imbault<sup>78</sup>, M. Imhaeuser<sup>174</sup>, M. Imori<sup>155</sup>, T. Ince<sup>20</sup>, J. Inigo-Golfín<sup>29</sup>, P. Ioannou<sup>8</sup>, M. Iodice<sup>134a</sup>, G. Ionescu<sup>4</sup>, A. Irlés Quiles<sup>167</sup>, K. Ishii<sup>66</sup>, A. Ishikawa<sup>67</sup>, M. Ishino<sup>66</sup>, R. Ishmukhametov<sup>39</sup>, T. Isobe<sup>155</sup>, C. Issever<sup>118</sup>, S. Istin<sup>18a</sup>, Y. Itoh<sup>101</sup>, A.V. Ivashin<sup>128</sup>, W. Iwanski<sup>38</sup>, H. Iwasaki<sup>66</sup>, J.M. Izen<sup>40</sup>, V. Izzo<sup>102a</sup>, B. Jackson<sup>120</sup>, J.N. Jackson<sup>73</sup>, P. Jackson<sup>143</sup>, M.R. Jaekel<sup>29</sup>, V. Jain<sup>61</sup>, K. Jakobs<sup>48</sup>, S. Jakobsen<sup>35</sup>, J. Jakubek<sup>127</sup>, D.K. Jana<sup>111</sup>, E. Jankowski<sup>158</sup>, E. Jansen<sup>77</sup>, A. Jantsch<sup>99</sup>, M. Janus<sup>20</sup>, G. Jarlskog<sup>79</sup>, L. Jeanty<sup>57</sup>, K. Jelen<sup>37</sup>, I. Jen-La Plante<sup>30</sup>, P. Jenni<sup>29</sup>, A. Jeremie<sup>4</sup>, P. Jez<sup>35</sup>, S. Jézéquel<sup>4</sup>, H. Ji<sup>172</sup>, W. Ji<sup>81</sup>, Y. Jiang<sup>32b</sup>, M. Jimenez Belenguer<sup>29</sup>, G. Jin<sup>32b</sup>, S. Jin<sup>32a</sup>, O. Jinnouchi<sup>157</sup>, M.D. Joergensen<sup>35</sup>, D. Joffe<sup>39</sup>, L.G. Johansen<sup>13</sup>, M. Johansen<sup>146a,146b</sup>, K.E. Johansson<sup>146a</sup>, P. Johansson<sup>139</sup>, S. Johnert<sup>41</sup>, K.A. Johns<sup>6</sup>, K. Jon-And<sup>146a,146b</sup>, G. Jones<sup>82</sup>, M. Jones<sup>118</sup>, R.W.L. Jones<sup>71</sup>, T.W. Jones<sup>77</sup>, T.J. Jones<sup>73</sup>, O. Jonsson<sup>29</sup>, K.K. Joo<sup>158,v</sup>, C. Joram<sup>29</sup>, P.M. Jorge<sup>124a,b</sup>, S. Jorgensen<sup>11</sup>, J. Joseph<sup>14</sup>, X. Ju<sup>130</sup>, V. Juranek<sup>125</sup>, P. Jussel<sup>62</sup>, V.V. Kabachenko<sup>128</sup>, S. Kabana<sup>16</sup>, M. Kaci<sup>167</sup>, A. Kaczmarska<sup>38</sup>, P. Kadlecik<sup>35</sup>, M. Kado<sup>115</sup>, H. Kagan<sup>109</sup>, M. Kagan<sup>57</sup>, S. Kaiser<sup>99</sup>, E. Kajomovitz<sup>152</sup>, S. Kalinin<sup>174</sup>, L.V. Kalinovskaya<sup>65</sup>, S. Kama<sup>39</sup>, N. Kanaya<sup>155</sup>, M. Kaneda<sup>155</sup>, T. Kanno<sup>157</sup>, V.A. Kantserov<sup>96</sup>, J. Kanzaki<sup>66</sup>, B. Kaplan<sup>175</sup>, A. Kapliy<sup>30</sup>, J. Kaplon<sup>29</sup>, D. Kar<sup>43</sup>, M. Karagoz<sup>118</sup>, M. Karnevskiy<sup>41</sup>, K. Karr<sup>5</sup>, V. Kartvelishvili<sup>71</sup>, A.N. Karyukhin<sup>128</sup>, L. Kashif<sup>57</sup>, A. Kasmi<sup>39</sup>, R.D. Kass<sup>109</sup>, A. Kastanas<sup>13</sup>, M. Kataoka<sup>4</sup>, Y. Kataoka<sup>155</sup>, E. Katsoufis<sup>9</sup>, J. Katzy<sup>41</sup>, V. Kaushik<sup>6</sup>, K. Kawagoe<sup>67</sup>, T. Kawamoto<sup>155</sup>, G. Kawamura<sup>81</sup>, M.S. Kayl<sup>105</sup>, V.A. Kazanin<sup>107</sup>, M.Y. Kazarinov<sup>65</sup>, S.I. Kazi<sup>86</sup>, J.R. Keates<sup>82</sup>, R. Keeler<sup>169</sup>, R. Kehoe<sup>39</sup>, M. Keil<sup>54</sup>, G.D. Kekelidze<sup>65</sup>, M. Kelly<sup>82</sup>, J. Kennedy<sup>98</sup>, C.J. Kenney<sup>143</sup>, M. Kenyon<sup>53</sup>, O. Kepka<sup>125</sup>, N. Kerschen<sup>29</sup>, B.P. Kerševan<sup>74</sup>, S. Kersten<sup>174</sup>, K. Kessoku<sup>155</sup>, C. Ketterer<sup>48</sup>, M. Khakzad<sup>28</sup>, F. Khalil-zada<sup>10</sup>, H. Khandanyan<sup>165</sup>, A. Khanov<sup>112</sup>, D. Kharchenko<sup>65</sup>, A. Khodinov<sup>148</sup>, A.G. Kholodenko<sup>128</sup>, A. Khomich<sup>58a</sup>, T.J. Khoo<sup>27</sup>, G. Khoraiuli<sup>20</sup>, N. Khovanskiy<sup>65</sup>, V. Khovanskiy<sup>95</sup>, E. Khramov<sup>65</sup>, J. Khubua<sup>51</sup>, G. Kilvington<sup>76</sup>, H. Kim<sup>7</sup>, M.S. Kim<sup>2</sup>, P.C. Kim<sup>143</sup>, S.H. Kim<sup>160</sup>, N. Kimura<sup>170</sup>, O. Kind<sup>15</sup>, B.T. King<sup>73</sup>, M. King<sup>67</sup>, R.S.B. King<sup>118</sup>, J. Kirk<sup>129</sup>, G.P. Kirsch<sup>118</sup>, L.E. Kirsch<sup>22</sup>, A.E. Kiryunin<sup>99</sup>, D. Kisieleska<sup>37</sup>, T. Kittelmann<sup>123</sup>, A.M. Kiver<sup>128</sup>, H. Kiyamura<sup>67</sup>,

E. Kladiva<sup>144b</sup>, J. Klaiber-Lodewigs<sup>42</sup>, M. Klein<sup>73</sup>, U. Klein<sup>73</sup>, K. Kleinknecht<sup>81</sup>, M. Klemetti<sup>85</sup>, A. Klier<sup>171</sup>, A. Klimentov<sup>24</sup>, R. Klingenberg<sup>42</sup>, E.B. Klinkby<sup>35</sup>, T. Klioutchnikova<sup>29</sup>, P.F. Klok<sup>104</sup>, S. Klous<sup>105</sup>, E.-E. Kluge<sup>58a</sup>, T. Kluge<sup>73</sup>, P. Kluit<sup>105</sup>, S. Kluth<sup>99</sup>, E. Kneringer<sup>62</sup>, J. Knobloch<sup>29</sup>, A. Knue<sup>54</sup>, B.R. Ko<sup>44</sup>, T. Kobayashi<sup>155</sup>, M. Kobel<sup>43</sup>, B. Koblitz<sup>29</sup>, M. Kocian<sup>143</sup>, A. Kocnar<sup>113</sup>, P. Kodys<sup>126</sup>, K. Köneke<sup>29</sup>, A.C. König<sup>104</sup>, S. Koenig<sup>81</sup>, S. König<sup>48</sup>, L. Köpke<sup>81</sup>, F. Koetsveld<sup>104</sup>, P. Koevesarki<sup>20</sup>, T. Koffas<sup>29</sup>, E. Koffeman<sup>105</sup>, F. Kohn<sup>54</sup>, Z. Kohout<sup>127</sup>, T. Kohriki<sup>66</sup>, T. Koi<sup>143</sup>, T. Kokott<sup>20</sup>, G.M. Kolachev<sup>107</sup>, H. Kolanoski<sup>15</sup>, V. Kolesnikov<sup>65</sup>, I. Koletsou<sup>89a,89b</sup>, J. Koll<sup>88</sup>, D. Kollar<sup>29</sup>, M. Kollefrath<sup>48</sup>, S.D. Kolya<sup>82</sup>, A.A. Komar<sup>94</sup>, J.R. Komaragiri<sup>142</sup>, T. Kondo<sup>66</sup>, T. Kono<sup>41,w</sup>, A.I. Kononov<sup>48</sup>, R. Konoplich<sup>108,x</sup>, N. Konstantinidis<sup>77</sup>, A. Kootz<sup>174</sup>, S. Koperny<sup>37</sup>, S.V. Kopikov<sup>128</sup>, K. Korcyl<sup>38</sup>, K. Kordas<sup>154</sup>, V. Koreshev<sup>128</sup>, A. Korn<sup>14</sup>, A. Korol<sup>107</sup>, I. Korolkov<sup>11</sup>, E.V. Korolkova<sup>139</sup>, V.A. Korotkov<sup>128</sup>, O. Kortner<sup>99</sup>, S. Kortner<sup>99</sup>, V.V. Kostyukhin<sup>20</sup>, M.J. Kotamäki<sup>29</sup>, S. Kotov<sup>99</sup>, V.M. Kotov<sup>65</sup>, C. Kourkoumelis<sup>8</sup>, A. Koutsman<sup>105</sup>, R. Kowalewski<sup>169</sup>, T.Z. Kowalski<sup>37</sup>, W. Kozanecki<sup>136</sup>, A.S. Kozhin<sup>128</sup>, V. Kral<sup>127</sup>, V.A. Kramarenko<sup>97</sup>, G. Kramberger<sup>74</sup>, O. Krasel<sup>42</sup>, M.W. Krasny<sup>78</sup>, A. Krasznahorkay<sup>108</sup>, J. Kraus<sup>88</sup>, A. Kreisel<sup>153</sup>, F. Krejci<sup>127</sup>, J. Kretzschmar<sup>73</sup>, N. Krieger<sup>54</sup>, P. Krieger<sup>158</sup>, G. Krobath<sup>98</sup>, K. Kroeninger<sup>54</sup>, H. Kroha<sup>99</sup>, J. Kroll<sup>120</sup>, J. Kroseberg<sup>20</sup>, J. Krstic<sup>12a</sup>, U. Kruchonak<sup>65</sup>, H. Krüger<sup>20</sup>, Z.V. Krumshteyn<sup>65</sup>, A. Kruth<sup>20</sup>, T. Kubota<sup>155</sup>, S. Kuehn<sup>48</sup>, A. Kugel<sup>58c</sup>, T. Kuhl<sup>174</sup>, D. Kuhn<sup>62</sup>, V. Kukhtin<sup>65</sup>, Y. Kulchitsky<sup>90</sup>, S. Kuleshov<sup>31b</sup>, C. Kummer<sup>98</sup>, M. Kuna<sup>83</sup>, N. Kundu<sup>118</sup>, J. Kunkle<sup>120</sup>, A. Kupco<sup>125</sup>, H. Kurashige<sup>67</sup>, M. Kurata<sup>160</sup>, Y.A. Kurochkin<sup>90</sup>, V. Kus<sup>125</sup>, W. Kuykendall<sup>138</sup>, M. Kuze<sup>157</sup>, P. Kuzhir<sup>91</sup>, O. Kvasnicka<sup>125</sup>, R. Kwee<sup>15</sup>, A. La Rosa<sup>29</sup>, L. La Rotonda<sup>36a,36b</sup>, L. Labarga<sup>80</sup>, J. Labbe<sup>4</sup>, C. Lacasta<sup>167</sup>, F. Lacava<sup>132a,132b</sup>, H. Lacker<sup>15</sup>, D. Lacour<sup>78</sup>, V.R. Lacuesta<sup>167</sup>, E. Ladygin<sup>65</sup>, R. Lafaye<sup>4</sup>, B. Laforge<sup>78</sup>, T. Lagouri<sup>80</sup>, S. Lai<sup>48</sup>, E. Laisne<sup>55</sup>, M. Lamanna<sup>29</sup>, M. Lambacher<sup>98</sup>, C.L. Lampen<sup>6</sup>, W. Lampl<sup>6</sup>, E. Lancon<sup>136</sup>, U. Landgraf<sup>48</sup>, M.P.J. Landon<sup>75</sup>, H. Landsman<sup>152</sup>, J.L. Lane<sup>82</sup>, C. Lange<sup>41</sup>, A.J. Lankford<sup>163</sup>, F. Lanni<sup>24</sup>, K. Lantzsich<sup>29</sup>, V.V. Lapin<sup>128,\*</sup>, S. Laplace<sup>4</sup>, C. Lapoire<sup>20</sup>, J.F. Laporte<sup>136</sup>, T. Lari<sup>89a</sup>, A.V. Larionov<sup>128</sup>, A. Larner<sup>118</sup>, C. Lasseur<sup>29</sup>, M. Lassnig<sup>29</sup>, W. Lau<sup>118</sup>, P. Laurelli<sup>47</sup>, A. Lavorato<sup>118</sup>, W. Lavrijsen<sup>14</sup>, P. Laycock<sup>73</sup>, A.B. Lazarev<sup>65</sup>, A. Lazzaro<sup>89a,89b</sup>, O. Le Dortz<sup>78</sup>, E. Le Guirriec<sup>83</sup>, C. Le Maner<sup>158</sup>, E. Le Menedeu<sup>136</sup>, M. Leahu<sup>29</sup>, A. Lebedev<sup>64</sup>, C. Lebel<sup>93</sup>, M. Lechowski<sup>115</sup>, T. LeCompte<sup>5</sup>, F. Ledroit-Guillon<sup>55</sup>, H. Lee<sup>105</sup>, J.S.H. Lee<sup>150</sup>, S.C. Lee<sup>151</sup>, L. Lee JR<sup>175</sup>, M. Lefebvre<sup>169</sup>, M. Legendre<sup>136</sup>, A. Leger<sup>49</sup>, B.C. LeGeyt<sup>120</sup>, F. Legger<sup>98</sup>, C. Leggett<sup>14</sup>, M. Lehmacher<sup>20</sup>, G. Lehmann Miotto<sup>29</sup>, M. Lehto<sup>139</sup>, X. Lei<sup>6</sup>, M.A.L. Leite<sup>23b</sup>, R. Leitner<sup>126</sup>, D. Lellouch<sup>171</sup>, J. Lellouch<sup>78</sup>, M. Leltchouk<sup>34</sup>, V. Lendermann<sup>58a</sup>, K.J.C. Leney<sup>145b</sup>, T. Lenz<sup>174</sup>, G. Lenzen<sup>174</sup>, B. Lenzi<sup>136</sup>, K. Leonhardt<sup>43</sup>, J. Lepidis<sup>174</sup>, C. Leroy<sup>93</sup>, J-R. Lessard<sup>169</sup>, J. Lesser<sup>146a</sup>, C.G. Lester<sup>27</sup>, A. Leung Fook Cheong<sup>172</sup>, J. Levêque<sup>83</sup>, D. Levin<sup>87</sup>, L.J. Levinson<sup>171</sup>, M.S. Levitski<sup>128</sup>, M. Lewandowska<sup>21</sup>, M. Leyton<sup>15</sup>, B. Li<sup>83</sup>, H. Li<sup>172</sup>, S. Li<sup>32b</sup>, X. Li<sup>87</sup>, Z. Liang<sup>39</sup>, Z. Liang<sup>118,y</sup>, B. Liberti<sup>133a</sup>, P. Lichard<sup>29</sup>, M. Lichtnecker<sup>98</sup>, K. Lie<sup>165</sup>, W. Liebig<sup>13</sup>, R. Lifshitz<sup>152</sup>, J.N. Lilley<sup>17</sup>, H. Lim<sup>5</sup>, A. Limosani<sup>86</sup>, M. Limper<sup>63</sup>, S.C. Lin<sup>151,z</sup>, F. Linde<sup>105</sup>, J.T. Linnemann<sup>88</sup>, E. Lipeles<sup>120</sup>, L. Lipinsky<sup>125</sup>, A. Lipniacka<sup>13</sup>, T.M. Liss<sup>165</sup>, A. Lister<sup>49</sup>, A.M. Litke<sup>137</sup>, C. Liu<sup>28</sup>, D. Liu<sup>151,aa</sup>, H. Liu<sup>87</sup>, J.B. Liu<sup>87</sup>, M. Liu<sup>32b</sup>, S. Liu<sup>2</sup>, Y. Liu<sup>32b</sup>, M. Livan<sup>119a,119b</sup>, S.S.A. Livermore<sup>118</sup>,

A. Lleres<sup>55</sup>, S.L. Lloyd<sup>75</sup>, E. Lobodzinska<sup>41</sup>, P. Loch<sup>6</sup>, W.S. Lockman<sup>137</sup>, S. Lockwitz<sup>175</sup>, T. Loddenkoetter<sup>20</sup>, F.K. Loebinger<sup>82</sup>,  
 A. Loginov<sup>175</sup>, C.W. Loh<sup>168</sup>, T. Lohse<sup>15</sup>, K. Lohwasser<sup>48</sup>, M. Lokajicek<sup>125</sup>, J. Loken<sup>118</sup>, V.P. Lombardo<sup>89a,89b</sup>, R.E. Long<sup>71</sup>,  
 L. Lopes<sup>124a,b</sup>, D. Lopez Mateos<sup>34,ab</sup>, M. Losada<sup>162</sup>, P. Loscutoff<sup>14</sup>, F. Lo Sterzo<sup>132a,132b</sup>, M.J. Losty<sup>159a</sup>, X. Lou<sup>40</sup>,  
 A. Lounis<sup>115</sup>, K.F. Loureiro<sup>162</sup>, J. Love<sup>21</sup>, P.A. Love<sup>71</sup>, A.J. Lowe<sup>143</sup>, F. Lu<sup>32a</sup>, J. Lu<sup>2</sup>, L. Lu<sup>39</sup>, H.J. Lubatti<sup>138</sup>, C. Luci<sup>132a,132b</sup>,  
 A. Lucotte<sup>55</sup>, A. Ludwig<sup>43</sup>, D. Ludwig<sup>41</sup>, I. Ludwig<sup>48</sup>, J. Ludwig<sup>48</sup>, F. Luehring<sup>61</sup>, G. Luijckx<sup>105</sup>, D. Lumb<sup>48</sup>, L. Luminari<sup>132a</sup>,  
 E. Lund<sup>117</sup>, B. Lund-Jensen<sup>147</sup>, B. Lundberg<sup>79</sup>, J. Lundberg<sup>29</sup>, J. Lundquist<sup>35</sup>, M. Lungwitz<sup>81</sup>, A. Lupi<sup>122a,122b</sup>, G. Lutz<sup>99</sup>,  
 D. Lynn<sup>24</sup>, J. Lynn<sup>118</sup>, J. Lys<sup>14</sup>, E. Lytken<sup>79</sup>, H. Ma<sup>24</sup>, L.L. Ma<sup>172</sup>, M. Maaßen<sup>48</sup>, J.A. Macana Goia<sup>93</sup>, G. Maccarrone<sup>47</sup>,  
 A. Macchiolo<sup>99</sup>, B. Maček<sup>74</sup>, J. Machado Miguens<sup>124a,b</sup>, D. Macina<sup>49</sup>, R. Mackeprang<sup>35</sup>, R.J. Madaras<sup>14</sup>, W.F. Mader<sup>43</sup>,  
 R. Maenner<sup>58c</sup>, T. Maeno<sup>24</sup>, P. Mättig<sup>174</sup>, S. Mättig<sup>41</sup>, P.J. Magalhaes Martins<sup>124a,h</sup>, L. Magnoni<sup>29</sup>, E. Magradze<sup>51</sup>,  
 C.A. Magrath<sup>104</sup>, Y. Mahalalel<sup>153</sup>, K. Mahboubi<sup>48</sup>, G. Mahout<sup>17</sup>, C. Maiani<sup>132a,132b</sup>, C. Maidantchik<sup>23a</sup>, A. Maio<sup>124a,q</sup>,  
 S. Majewski<sup>24</sup>, Y. Makida<sup>66</sup>, N. Makovec<sup>115</sup>, P. Mal<sup>6</sup>, Pa. Malecki<sup>38</sup>, P. Malecki<sup>38</sup>, V.P. Maleev<sup>121</sup>, F. Malek<sup>55</sup>, U. Mallik<sup>63</sup>,  
 D. Malon<sup>5</sup>, S. Maltezos<sup>9</sup>, V. Malyshev<sup>107</sup>, S. Malyukov<sup>65</sup>, R. Mameghani<sup>98</sup>, J. Mamuzic<sup>12b</sup>, A. Manabe<sup>66</sup>, L. Mandelli<sup>89a</sup>,  
 I. Mandić<sup>74</sup>, R. Mandrysch<sup>15</sup>, J. Maneira<sup>124a</sup>, P.S. Mangeard<sup>88</sup>, M. Mangin-Brinet<sup>49</sup>, I.D. Manjavidze<sup>65</sup>, A. Mann<sup>54</sup>,  
 W.A. Mann<sup>161</sup>, P.M. Manning<sup>137</sup>, A. Manousakis-Katsikakis<sup>8</sup>, B. Mansoulie<sup>136</sup>, A. Manz<sup>99</sup>, A. Mapelli<sup>29</sup>, L. Mapelli<sup>29</sup>,  
 L. March<sup>80</sup>, J.F. Marchand<sup>29</sup>, F. Marchese<sup>133a,133b</sup>, M. Marchesotti<sup>29</sup>, G. Marchiori<sup>78</sup>, M. Marcisovsky<sup>125</sup>, A. Marin<sup>21,\*</sup>,  
 C.P. Marino<sup>61</sup>, F. Marroquim<sup>23a</sup>, R. Marshall<sup>82</sup>, Z. Marshall<sup>34,ab</sup>, F.K. Martens<sup>158</sup>, S. Marti-Garcia<sup>167</sup>, A.J. Martin<sup>175</sup>,  
 B. Martin<sup>29</sup>, B. Martin<sup>88</sup>, F.F. Martin<sup>120</sup>, J.P. Martin<sup>93</sup>, Ph. Martin<sup>55</sup>, T.A. Martin<sup>17</sup>, B. Martin dit Latour<sup>49</sup>, M. Martinez<sup>11</sup>,  
 V. Martinez Outschoorn<sup>57</sup>, A.C. Martyniuk<sup>82</sup>, M. Marx<sup>82</sup>, F. Marzano<sup>132a</sup>, A. Marzin<sup>111</sup>, L. Masetti<sup>81</sup>, T. Mashimo<sup>155</sup>,  
 R. Mashinistov<sup>94</sup>, J. Masik<sup>82</sup>, A.L. Maslennikov<sup>107</sup>, M. Maß<sup>42</sup>, I. Massa<sup>19a,19b</sup>, G. Massaro<sup>105</sup>, N. Massol<sup>4</sup>,  
 A. Mastroberardino<sup>36a,36b</sup>, T. Masubuchi<sup>155</sup>, M. Mathes<sup>20</sup>, P. Matricon<sup>115</sup>, H. Matsumoto<sup>155</sup>, H. Matsunaga<sup>155</sup>, T. Matsushita<sup>67</sup>,  
 C. Mattravers<sup>118,ac</sup>, J.M. Maugain<sup>29</sup>, S.J. Maxfield<sup>73</sup>, E.N. May<sup>5</sup>, A. Mayne<sup>139</sup>, R. Mazini<sup>151</sup>, M. Mazur<sup>20</sup>, M. Mazzanti<sup>89a</sup>,  
 E. Mazzoni<sup>122a,122b</sup>, S.P. Mc Kee<sup>87</sup>, A. McCam<sup>165</sup>, R.L. McCarthy<sup>148</sup>, T.G. McCarthy<sup>28</sup>, N.A. McCubbin<sup>129</sup>,  
 K.W. McFarlane<sup>56</sup>, J.A. Mcfayden<sup>139</sup>, S. McGarvie<sup>76</sup>, H. McGlone<sup>53</sup>, G. Mchedlidze<sup>51</sup>, R.A. McLaren<sup>29</sup>, T. Mclaughlan<sup>17</sup>,  
 S.J. McMahon<sup>129</sup>, T.R. McMahon<sup>76</sup>, T.J. McMahon<sup>17</sup>, R.A. McPherson<sup>169,k</sup>, A. Meade<sup>84</sup>, J. Mechnich<sup>105</sup>, M. Mechtel<sup>174</sup>,  
 M. Medinnis<sup>41</sup>, R. Meera-Lebbai<sup>111</sup>, T. Meguro<sup>116</sup>, R. Mehdiyev<sup>93</sup>, S. Mehlhase<sup>41</sup>, A. Mehta<sup>73</sup>, K. Meier<sup>58a</sup>, J. Meinhardt<sup>48</sup>,  
 B. Meirose<sup>79</sup>, C. Melachrinou<sup>30</sup>, B.R. Mellado Garcia<sup>172</sup>, L. Mendoza Navas<sup>162</sup>, Z. Meng<sup>151,ad</sup>, A. Mengarelli<sup>19a,19b</sup>,  
 S. Menke<sup>99</sup>, C. Menot<sup>29</sup>, E. Meoni<sup>11</sup>, D. Merkl<sup>98</sup>, P. Mermod<sup>118</sup>, L. Merola<sup>102a,102b</sup>, C. Meroni<sup>89a</sup>, F.S. Merritt<sup>30</sup>, A. Messina<sup>29</sup>,  
 J. Metcalfe<sup>103</sup>, A.S. Mete<sup>64</sup>, S. Meuser<sup>20</sup>, C. Meyer<sup>81</sup>, J-P. Meyer<sup>136</sup>, J. Meyer<sup>173</sup>, J. Meyer<sup>54</sup>, T.C. Meyer<sup>29</sup>, W.T. Meyer<sup>64</sup>,  
 J. Miao<sup>32d</sup>, S. Michal<sup>29</sup>, L. Micu<sup>25a</sup>, R.P. Middleton<sup>129</sup>, P. Miele<sup>29</sup>, S. Migas<sup>73</sup>, A. Migliaccio<sup>102a,102b</sup>, L. Mijović<sup>41</sup>,  
 G. Mikenberg<sup>171</sup>, M. Mikestikova<sup>125</sup>, B. Mikulec<sup>49</sup>, M. Mikuž<sup>74</sup>, D.W. Miller<sup>143</sup>, R.J. Miller<sup>88</sup>, W.J. Mills<sup>168</sup>, C. Mills<sup>57</sup>,

A. Milov<sup>171</sup>, D.A. Milstead<sup>146a,146b</sup>, D. Milstein<sup>171</sup>, A.A. Minaenko<sup>128</sup>, M. Miñano<sup>167</sup>, I.A. Minashvili<sup>65</sup>, A.I. Mincer<sup>108</sup>, B. Mindur<sup>37</sup>, M. Mineev<sup>65</sup>, Y. Ming<sup>130</sup>, L.M. Mir<sup>11</sup>, G. Mirabelli<sup>132a</sup>, L. Miralles Verge<sup>11</sup>, S. Miscetti<sup>47</sup>, A. Misiejuk<sup>76</sup>, A. Mitra<sup>118</sup>, J. Mitrevski<sup>137</sup>, G.Y. Mitrofanov<sup>128</sup>, V.A. Mitsou<sup>167</sup>, S. Mitsui<sup>66</sup>, P.S. Miyagawa<sup>82</sup>, K. Miyazaki<sup>67</sup>, J.U. Mjörnmark<sup>79</sup>, T. Moa<sup>146a,146b</sup>, P. Mockett<sup>138</sup>, S. Moed<sup>57</sup>, V. Moeller<sup>27</sup>, K. Mönig<sup>41</sup>, N. Möser<sup>20</sup>, S. Mohapatra<sup>148</sup>, B. Mohn<sup>13</sup>, W. Mohr<sup>48</sup>, S. Mohrdieck-Möck<sup>99</sup>, A.M. Moisseev<sup>128,\*</sup>, R. Moles-Valls<sup>167</sup>, J. Molina-Perez<sup>29</sup>, L. Moneta<sup>49</sup>, J. Monk<sup>77</sup>, E. Monnier<sup>83</sup>, S. Montesano<sup>89a,89b</sup>, F. Monticelli<sup>70</sup>, S. Monzani<sup>19a,19b</sup>, R.W. Moore<sup>2</sup>, G.F. Moorhead<sup>86</sup>, C. Mora Herrera<sup>49</sup>, A. Moraes<sup>53</sup>, A. Morais<sup>124a,b</sup>, N. Morange<sup>136</sup>, J. Morel<sup>54</sup>, G. Morello<sup>36a,36b</sup>, D. Moreno<sup>81</sup>, M. Moreno Llácer<sup>167</sup>, P. Morettini<sup>50a</sup>, M. Morii<sup>57</sup>, J. Morin<sup>75</sup>, Y. Morita<sup>66</sup>, A.K. Morley<sup>29</sup>, G. Mornacchi<sup>29</sup>, M-C. Morone<sup>49</sup>, J.D. Morris<sup>75</sup>, H.G. Moser<sup>99</sup>, M. Mosidze<sup>51</sup>, J. Moss<sup>109</sup>, R. Mount<sup>143</sup>, E. Mountricha<sup>9</sup>, S.V. Mouraviev<sup>94</sup>, T.H. Moye<sup>17</sup>, E.J.W. Moyse<sup>84</sup>, M. Mudrinic<sup>12b</sup>, F. Mueller<sup>58a</sup>, J. Mueller<sup>123</sup>, K. Mueller<sup>20</sup>, T.A. Müller<sup>98</sup>, D. Muenstermann<sup>42</sup>, A. Muijs<sup>105</sup>, A. Muir<sup>168</sup>, Y. Munwes<sup>153</sup>, K. Murakami<sup>66</sup>, W.J. Murray<sup>129</sup>, I. Mussche<sup>105</sup>, E. Musto<sup>102a,102b</sup>, A.G. Myagkov<sup>128</sup>, M. Myska<sup>125</sup>, J. Nadal<sup>11</sup>, K. Nagai<sup>160</sup>, K. Nagano<sup>66</sup>, Y. Nagasaka<sup>60</sup>, A.M. Nairz<sup>29</sup>, Y. Nakahama<sup>115</sup>, K. Nakamura<sup>155</sup>, I. Nakano<sup>110</sup>, G. Nanava<sup>20</sup>, A. Napier<sup>161</sup>, M. Nash<sup>77,ae</sup>, I. Nasteva<sup>82</sup>, N.R. Nation<sup>21</sup>, T. Nattermann<sup>20</sup>, T. Naumann<sup>41</sup>, F. Nauyock<sup>82</sup>, G. Navarro<sup>162</sup>, H.A. Neal<sup>87</sup>, E. Nebot<sup>80</sup>, P. Nechaeva<sup>94</sup>, A. Negri<sup>119a,119b</sup>, G. Negri<sup>29</sup>, S. Nektarijevic<sup>49</sup>, A. Nelson<sup>64</sup>, S. Nelson<sup>143</sup>, T.K. Nelson<sup>143</sup>, S. Nemecek<sup>125</sup>, P. Nemethy<sup>108</sup>, A.A. Nepomuceno<sup>23a</sup>, M. Nessi<sup>29</sup>, S.Y. Nesterov<sup>121</sup>, M.S. Neubauer<sup>165</sup>, L. Neukermans<sup>4</sup>, A. Neusiedl<sup>81</sup>, R.M. Neves<sup>108</sup>, P. Nevski<sup>24</sup>, P.R. Newman<sup>17</sup>, C. Nicholson<sup>53</sup>, R.B. Nickerson<sup>118</sup>, R. Nicolaidou<sup>136</sup>, L. Nicolas<sup>139</sup>, B. Nicquevert<sup>29</sup>, F. Niedercorn<sup>115</sup>, J. Nielsen<sup>137</sup>, T. Niinikoski<sup>29</sup>, A. Nikiforov<sup>15</sup>, V. Nikolaenko<sup>128</sup>, K. Nikolaev<sup>65</sup>, I. Nikolic-Audit<sup>78</sup>, K. Nikolopoulos<sup>24</sup>, H. Nilsen<sup>48</sup>, P. Nilsson<sup>7</sup>, Y. Ninomiya<sup>155</sup>, A. Nisati<sup>132a</sup>, T. Nishiyama<sup>67</sup>, R. Nisius<sup>99</sup>, L. Nodulman<sup>5</sup>, M. Nomachi<sup>116</sup>, I. Nomidis<sup>154</sup>, H. Nomoto<sup>155</sup>, M. Nordberg<sup>29</sup>, B. Nordkvist<sup>146a,146b</sup>, O. Norriella Francisco<sup>11</sup>, P.R. Norton<sup>129</sup>, J. Novakova<sup>126</sup>, M. Nozaki<sup>66</sup>, M. Nožička<sup>41</sup>, I.M. Nugent<sup>159a</sup>, A.-E. Nuncio-Quiroz<sup>20</sup>, G. Nunes Hanninger<sup>20</sup>, T. Nunnemann<sup>98</sup>, E. Nurse<sup>77</sup>, T. Nyman<sup>29</sup>, B.J. O'Brien<sup>45</sup>, S.W. O'Neale<sup>17,\*</sup>, D.C. O'Neil<sup>142</sup>, V. O'Shea<sup>53</sup>, F.G. Oakham<sup>28,af</sup>, H. Oberlack<sup>99</sup>, J. Ocariz<sup>78</sup>, A. Ochi<sup>67</sup>, S. Oda<sup>155</sup>, S. Odaka<sup>66</sup>, J. Odier<sup>83</sup>, G.A. Odino<sup>50a,50b</sup>, H. Ogren<sup>61</sup>, A. Oh<sup>82</sup>, S.H. Oh<sup>44</sup>, C.C. Ohm<sup>146a,146b</sup>, T. Ohshima<sup>101</sup>, H. Ohshita<sup>140</sup>, T.K. Ohska<sup>66</sup>, T. Ohsugi<sup>59</sup>, S. Okada<sup>67</sup>, H. Okawa<sup>163</sup>, Y. Okumura<sup>101</sup>, T. Okuyama<sup>155</sup>, M. Olcese<sup>50a</sup>, A.G. Olchevski<sup>65</sup>, M. Oliveira<sup>124a,h</sup>, D. Oliveira Damazio<sup>24</sup>, C. Oliver<sup>80</sup>, E. Oliver Garcia<sup>167</sup>, D. Olivito<sup>120</sup>, A. Olszewski<sup>38</sup>, J. Olszowska<sup>38</sup>, C. Omachi<sup>67,ag</sup>, A. Onofre<sup>124a,ah</sup>, P.U.E. Onyisi<sup>30</sup>, C.J. Oram<sup>159a</sup>, G. Ordonez<sup>104</sup>, M.J. Oreglia<sup>30</sup>, F. Orellana<sup>49</sup>, Y. Oren<sup>153</sup>, D. Orestano<sup>134a,134b</sup>, I. Orlov<sup>107</sup>, C. Oropeza Barrera<sup>53</sup>, R.S. Orr<sup>158</sup>, E.O. Ortega<sup>130</sup>, B. Osculati<sup>50a,50b</sup>, R. Ospanov<sup>120</sup>, C. Osuna<sup>11</sup>, G. Otero y Garzon<sup>26</sup>, J.P. Ottersbach<sup>105</sup>, B. Ottewell<sup>118</sup>, M. Ouchrif<sup>135c</sup>, F. Ould-Saada<sup>117</sup>, A. Ouraou<sup>136</sup>, Q. Ouyang<sup>32a</sup>, M. Owen<sup>82</sup>, S. Owen<sup>139</sup>, A. Oyarzun<sup>31b</sup>, O.K. Øye<sup>13</sup>, V.E. Ozcan<sup>77</sup>, N. Ozturk<sup>7</sup>, A. Pacheco Pages<sup>11</sup>, C. Padilla Aranda<sup>11</sup>, E. Paganis<sup>139</sup>, F. Paige<sup>24</sup>, K. Pajchel<sup>117</sup>, S. Palestini<sup>29</sup>, D. Pallin<sup>33</sup>, A. Palma<sup>124a,b</sup>, J.D. Palmer<sup>17</sup>, M.J. Palmer<sup>27</sup>, Y.B. Pan<sup>172</sup>,

E. Panagiotopoulou<sup>9</sup>, B. Panes<sup>31a</sup>, N. Panikashvili<sup>87</sup>, S. Panitkin<sup>24</sup>, D. Pantea<sup>25a</sup>, M. Panuskova<sup>125</sup>, V. Paolone<sup>123</sup>, A. Paoloni<sup>133a,133b</sup>, Th.D. Papadopoulou<sup>9</sup>, A. Paramonov<sup>5</sup>, S.J. Park<sup>54</sup>, W. Park<sup>24,ai</sup>, M.A. Parker<sup>27</sup>, F. Parodi<sup>50a,50b</sup>, J.A. Parsons<sup>34</sup>, U. Parzefall<sup>48</sup>, E. Pasqualucci<sup>132a</sup>, A. Passeri<sup>134a</sup>, F. Pastore<sup>134a,134b</sup>, Fr. Pastore<sup>29</sup>, G. Pásztor<sup>49,aj</sup>, S. Patarai<sup>172</sup>, N. Patel<sup>150</sup>, J.R. Pater<sup>82</sup>, S. Patricelli<sup>102a,102b</sup>, T. Pauly<sup>29</sup>, M. Pecsý<sup>144a</sup>, M.I. Pedraza Morales<sup>172</sup>, S.J.M. Peeters<sup>105</sup>, S.V. Peleganchuk<sup>107</sup>, H. Peng<sup>172</sup>, R. Pengo<sup>29</sup>, A. Penson<sup>34</sup>, J. Penwell<sup>61</sup>, M. Perantoni<sup>23a</sup>, K. Perez<sup>34,ab</sup>, T. Perez Cavalcanti<sup>41</sup>, E. Perez Codina<sup>11</sup>, M.T. Pérez García-Estañ<sup>167</sup>, V. Perez Reale<sup>34</sup>, I. Peric<sup>20</sup>, L. Perini<sup>89a,89b</sup>, H. Pernegger<sup>29</sup>, R. Perrino<sup>72a</sup>, P. Perrodo<sup>4</sup>, S. Perseme<sup>3a</sup>, P. Perus<sup>115</sup>, V.D. Peshekhonov<sup>65</sup>, E. Petereit<sup>5</sup>, O. Peters<sup>105</sup>, B.A. Petersen<sup>29</sup>, J. Petersen<sup>29</sup>, T.C. Petersen<sup>35</sup>, E. Petit<sup>83</sup>, A. Petridis<sup>154</sup>, C. Petridou<sup>154</sup>, E. Petrolo<sup>132a</sup>, F. Petrucci<sup>134a,134b</sup>, D. Petschull<sup>41</sup>, M. Petteni<sup>142</sup>, R. Pezoa<sup>31b</sup>, A. Phan<sup>86</sup>, A.W. Phillips<sup>27</sup>, P.W. Phillips<sup>129</sup>, G. Piacquadio<sup>29</sup>, E. Piccaro<sup>75</sup>, M. Piccinini<sup>19a,19b</sup>, A. Pickford<sup>53</sup>, R. Piegaia<sup>26</sup>, J.E. Pilcher<sup>30</sup>, A.D. Pilkington<sup>82</sup>, J. Pina<sup>124a,q</sup>, M. Pinamonti<sup>164a,164c</sup>, J.L. Pinfold<sup>2</sup>, J. Ping<sup>32c</sup>, B. Pinto<sup>124a,b</sup>, O. Pirotte<sup>29</sup>, C. Pizio<sup>89a,89b</sup>, R. Placakyte<sup>41</sup>, M. Plamondon<sup>169</sup>, W.G. Plano<sup>82</sup>, M.-A. Pleier<sup>24</sup>, A.V. Pleskach<sup>128</sup>, A. Poblaguev<sup>24</sup>, S. Poddar<sup>58a</sup>, F. Podlyski<sup>33</sup>, L. Poggioli<sup>115</sup>, T. Poghosyan<sup>20</sup>, M. Pohl<sup>49</sup>, F. Polci<sup>55</sup>, G. Polesello<sup>119a</sup>, A. Policicchio<sup>138</sup>, A. Polini<sup>19a</sup>, J. Poll<sup>75</sup>, V. Polychronakos<sup>24</sup>, D.M. Pomarede<sup>136</sup>, D. Pomeroy<sup>22</sup>, K. Pommès<sup>29</sup>, L. Pontecorvo<sup>132a</sup>, B.G. Pope<sup>88</sup>, G.A. Popeneciu<sup>25a</sup>, D.S. Popovic<sup>12a</sup>, A. Poppleton<sup>29</sup>, X. Portell Bueso<sup>48</sup>, R. Porter<sup>163</sup>, C. Posch<sup>21</sup>, G.E. Pospelov<sup>99</sup>, S. Pospisil<sup>127</sup>, I.N. Potrap<sup>99</sup>, C.J. Potter<sup>149</sup>, C.T. Potter<sup>85</sup>, G. Poulard<sup>29</sup>, J. Poveda<sup>172</sup>, R. Prabhu<sup>77</sup>, P. Pralavorio<sup>83</sup>, S. Prasad<sup>57</sup>, R. Pravahan<sup>7</sup>, S. Prell<sup>64</sup>, K. Pretzl<sup>16</sup>, L. Pribyl<sup>29</sup>, D. Price<sup>61</sup>, L.E. Price<sup>5</sup>, M.J. Price<sup>29</sup>, P.M. Prichard<sup>73</sup>, D. Prieur<sup>123</sup>, M. Primavera<sup>72a</sup>, K. Prokofiev<sup>29</sup>, F. Prokoshin<sup>31b</sup>, S. Protopopescu<sup>24</sup>, J. Proudfoot<sup>5</sup>, X. Prudent<sup>43</sup>, H. Przysieznik<sup>4</sup>, S. Psoroulas<sup>20</sup>, E. Ptacek<sup>114</sup>, J. Purdham<sup>87</sup>, M. Purohit<sup>24,ak</sup>, P. Puzo<sup>115</sup>, Y. Pylypchenko<sup>117</sup>, J. Qian<sup>87</sup>, Z. Qian<sup>83</sup>, Z. Qin<sup>41</sup>, A. Quadri<sup>54</sup>, D.R. Quarrie<sup>14</sup>, W.B. Quayle<sup>172</sup>, F. Quinonez<sup>31a</sup>, M. Raas<sup>104</sup>, V. Radescu<sup>58b</sup>, B. Radics<sup>20</sup>, T. Rador<sup>18a</sup>, F. Ragusa<sup>89a,89b</sup>, G. Rahal<sup>177</sup>, A.M. Rahimi<sup>109</sup>, S. Rajagopalan<sup>24</sup>, S. Rajek<sup>42</sup>, M. Rammensee<sup>48</sup>, M. Rammes<sup>141</sup>, M. Ramstedt<sup>146a,146b</sup>, K. Randrianarivony<sup>28</sup>, P.N. Ratoff<sup>71</sup>, F. Rauscher<sup>98</sup>, E. Rauter<sup>99</sup>, M. Raymond<sup>29</sup>, A.L. Read<sup>117</sup>, D.M. Rebuzzi<sup>119a,119b</sup>, A. Redelbach<sup>173</sup>, G. Redlinger<sup>24</sup>, R. Reece<sup>120</sup>, K. Reeves<sup>40</sup>, A. Reichold<sup>105</sup>, E. Reinherz-Aronis<sup>153</sup>, A. Reinsch<sup>114</sup>, I. Reisinger<sup>42</sup>, D. Reljic<sup>12a</sup>, C. Rembser<sup>29</sup>, Z.L. Ren<sup>151</sup>, A. Renaud<sup>115</sup>, P. Renkel<sup>39</sup>, B. Rensch<sup>35</sup>, M. Rescigno<sup>132a</sup>, S. Resconi<sup>89a</sup>, B. Resende<sup>136</sup>, P. Reznicek<sup>98</sup>, R. Rezvani<sup>158</sup>, A. Richards<sup>77</sup>, R. Richter<sup>99</sup>, E. Richter-Was<sup>38,al</sup>, M. Ridet<sup>78</sup>, S. Rieke<sup>81</sup>, M. Rijpstra<sup>105</sup>, M. Rijssenbeek<sup>148</sup>, A. Rimoldi<sup>119a,119b</sup>, L. Rinaldi<sup>19a</sup>, R.R. Rios<sup>39</sup>, I. Riu<sup>11</sup>, G. Rivoltella<sup>89a,89b</sup>, F. Rizatdinova<sup>112</sup>, E. Rizvi<sup>75</sup>, S.H. Robertson<sup>85,k</sup>, A. Robichaud-Veronneau<sup>49</sup>, D. Robinson<sup>27</sup>, JEM Robinson<sup>77</sup>, M. Robinson<sup>114</sup>, A. Robson<sup>53</sup>, J.G. Rocha de Lima<sup>106</sup>, C. Roda<sup>122a,122b</sup>, D. Roda Dos Santos<sup>29</sup>, S. Rodier<sup>80</sup>, D. Rodriguez<sup>162</sup>, Y. Rodriguez Garcia<sup>15</sup>, A. Roe<sup>54</sup>, S. Roe<sup>29</sup>, O. Røhne<sup>117</sup>, V. Rojo<sup>1</sup>, S. Rolli<sup>161</sup>, A. Romaniouk<sup>96</sup>, V.M. Romanov<sup>65</sup>, G. Romeo<sup>26</sup>, D. Romero Maltrana<sup>31a</sup>, L. Roos<sup>78</sup>, E. Ros<sup>167</sup>, S. Rosati<sup>138</sup>, M. Rose<sup>76</sup>, G.A. Rosenbaum<sup>158</sup>, E.I. Rosenberg<sup>64</sup>, P.L. Rosendahl<sup>13</sup>, L. Rosselet<sup>49</sup>, V. Rossetti<sup>11</sup>, E. Rossi<sup>102a,102b</sup>, L.P. Rossi<sup>50a</sup>, L. Rossi<sup>89a,89b</sup>, M. Rotaru<sup>25a</sup>,

I. Roth<sup>171</sup>, J. Rothberg<sup>138</sup>, I. Rottländer<sup>20</sup>, D. Rousseau<sup>115</sup>, C.R. Royon<sup>136</sup>, A. Rozanov<sup>83</sup>, Y. Rozen<sup>152</sup>, X. Ruan<sup>115</sup>,  
I. Rubinskiy<sup>41</sup>, B. Ruckert<sup>98</sup>, N. Ruckstuhl<sup>105</sup>, V.I. Rud<sup>97</sup>, G. Rudolph<sup>62</sup>, F. Rühr<sup>6</sup>, A. Ruiz-Martinez<sup>64</sup>,  
E. Rulikowska-Zarebska<sup>37</sup>, V. Rumiantsev<sup>91,\*</sup>, L. Romyantsev<sup>65</sup>, K. Runge<sup>48</sup>, O. Runolfsson<sup>20</sup>, Z. Rurikova<sup>48</sup>,  
N.A. Rusakovich<sup>65</sup>, D.R. Rust<sup>61</sup>, J.P. Rutherford<sup>6</sup>, C. Ruwiedel<sup>14</sup>, P. Ruzicka<sup>125</sup>, Y.F. Ryabov<sup>121</sup>, V. Ryadovikov<sup>128</sup>, P. Ryan<sup>88</sup>,  
M. Rybar<sup>126</sup>, G. Rybkin<sup>115</sup>, N.C. Ryder<sup>118</sup>, S. Rzaeva<sup>10</sup>, A.F. Saavedra<sup>150</sup>, I. Sadeh<sup>153</sup>, H.F-W. Sadrozinski<sup>137</sup>, R. Sadykov<sup>65</sup>,  
F. Safai Tehrani<sup>132a,132b</sup>, H. Sakamoto<sup>155</sup>, G. Salamanna<sup>105</sup>, A. Salamon<sup>133a</sup>, M. Saleem<sup>111</sup>, D. Salihagic<sup>99</sup>, A. Salnikov<sup>143</sup>,  
J. Salt<sup>167</sup>, B.M. Salvachua Ferrando<sup>5</sup>, D. Salvatore<sup>36a,36b</sup>, F. Salvatore<sup>149</sup>, A. Salzburger<sup>29</sup>, D. Sampsonidis<sup>154</sup>, B.H. Samset<sup>117</sup>,  
H. Sandaker<sup>13</sup>, H.G. Sander<sup>81</sup>, M.P. Sanders<sup>98</sup>, M. Sandhoff<sup>174</sup>, P. Sandhu<sup>158</sup>, T. Sandoval<sup>27</sup>, R. Sandstroem<sup>105</sup>, S. Sandvoss<sup>174</sup>,  
D.P.C. Sankey<sup>129</sup>, A. Sansoni<sup>47</sup>, C. Santamarina Rios<sup>85</sup>, C. Santoni<sup>33</sup>, R. Santonico<sup>133a,133b</sup>, H. Santos<sup>124a</sup>, J.G. Saraiva<sup>124a,q</sup>,  
T. Sarangi<sup>172</sup>, E. Sarkisyan-Grinbaum<sup>7</sup>, F. Sarri<sup>122a,122b</sup>, G. Sartisoehn<sup>174</sup>, O. Sasaki<sup>66</sup>, T. Sasaki<sup>66</sup>, N. Sasao<sup>68</sup>,  
I. Satsounkevitch<sup>90</sup>, G. Sauvage<sup>4</sup>, J.B. Sauvan<sup>115</sup>, P. Savard<sup>158,af</sup>, V. Savinov<sup>123</sup>, P. Savva<sup>9</sup>, L. Sawyer<sup>24,am</sup>, D.H. Saxon<sup>53</sup>,  
L.P. Says<sup>33</sup>, C. Sbarra<sup>19a,19b</sup>, A. Sbrizzi<sup>19a,19b</sup>, O. Scallan<sup>93</sup>, D.A. Scannicchio<sup>163</sup>, J. Schaarschmidt<sup>43</sup>, P. Schacht<sup>99</sup>,  
U. Schäfer<sup>81</sup>, S. Schaetzel<sup>58b</sup>, A.C. Schaffer<sup>115</sup>, D. Schaile<sup>98</sup>, R.D. Schamberger<sup>148</sup>, A.G. Schamov<sup>107</sup>, V. Scharf<sup>58a</sup>,  
V.A. Schegelsky<sup>121</sup>, D. Scheirich<sup>87</sup>, M.I. Scherzer<sup>14</sup>, C. Schiavi<sup>50a,50b</sup>, J. Schieck<sup>98</sup>, M. Schioppa<sup>36a,36b</sup>, S. Schlenker<sup>29</sup>,  
J.L. Schlereth<sup>5</sup>, E. Schmidt<sup>48</sup>, M.P. Schmidt<sup>175,\*</sup>, K. Schmieden<sup>20</sup>, C. Schmitt<sup>81</sup>, M. Schmitz<sup>20</sup>, A. Schöning<sup>58b</sup>, M. Schott<sup>29</sup>,  
D. Schouten<sup>142</sup>, J. Schovancova<sup>125</sup>, M. Schram<sup>85</sup>, A. Schreiner<sup>63</sup>, C. Schroeder<sup>81</sup>, N. Schroer<sup>58c</sup>, S. Schuh<sup>29</sup>, G. Schuler<sup>29</sup>,  
J. Schultes<sup>174</sup>, H.-C. Schultz-Coulon<sup>58a</sup>, H. Schulz<sup>15</sup>, J.W. Schumacher<sup>20</sup>, M. Schumacher<sup>48</sup>, B.A. Schumm<sup>137</sup>, Ph. Schune<sup>136</sup>,  
C. Schwanenberger<sup>82</sup>, A. Schwartzman<sup>143</sup>, D. Schweiger<sup>29</sup>, Ph. Schwemling<sup>78</sup>, R. Schwienhorst<sup>88</sup>, R. Schwierz<sup>43</sup>,  
J. Schwindling<sup>136</sup>, W.G. Scott<sup>129</sup>, J. Searcy<sup>114</sup>, E. Sedykh<sup>121</sup>, E. Segura<sup>11</sup>, S.C. Seidel<sup>103</sup>, A. Seiden<sup>137</sup>, F. Seifert<sup>43</sup>,  
J.M. Seixas<sup>23a</sup>, G. Sekhniaidze<sup>102a</sup>, D.M. Seliverstov<sup>121</sup>, B. Sellden<sup>146a</sup>, G. Sellers<sup>73</sup>, M. Seman<sup>144b</sup>, N. Semprini-Cesari<sup>19a,19b</sup>,  
C. Serfon<sup>98</sup>, L. Serin<sup>115</sup>, R. Seuster<sup>99</sup>, H. Severini<sup>111</sup>, M.E. Sevier<sup>86</sup>, A. Sfyrila<sup>29</sup>, E. Shabalina<sup>54</sup>, M. Shamim<sup>114</sup>, L.Y. Shan<sup>32a</sup>,  
J.T. Shank<sup>21</sup>, Q.T. Shao<sup>86</sup>, M. Shapiro<sup>14</sup>, P.B. Shatalov<sup>95</sup>, L. Shaver<sup>6</sup>, C. Shaw<sup>53</sup>, K. Shaw<sup>164a,164c</sup>, D. Sherman<sup>175</sup>,  
P. Sherwood<sup>77</sup>, A. Shibata<sup>108</sup>, S. Shimizu<sup>29</sup>, M. Shimojima<sup>100</sup>, T. Shin<sup>56</sup>, A. Shmeleva<sup>94</sup>, M.J. Shochet<sup>30</sup>, D. Short<sup>118</sup>,  
M.A. Shupe<sup>6</sup>, P. Sicho<sup>125</sup>, A. Sidoti<sup>15</sup>, A. Siebel<sup>174</sup>, F. Siegert<sup>48</sup>, J. Siegrist<sup>14</sup>, Dj. Sijacki<sup>12a</sup>, O. Silbert<sup>171</sup>, Y. Silver<sup>153</sup>,  
D. Silverstein<sup>143</sup>, S.B. Silverstein<sup>146a</sup>, V. Simak<sup>127</sup>, Lj. Simic<sup>12a</sup>, S. Simion<sup>115</sup>, B. Simmons<sup>77</sup>, M. Simonyan<sup>35</sup>, P. Sinervo<sup>158</sup>,  
N.B. Sinev<sup>114</sup>, V. Sipica<sup>141</sup>, G. Siragusa<sup>81</sup>, A.N. Sisakyan<sup>65</sup>, S.Yu. Sivoklov<sup>97</sup>, J. Sjölin<sup>146a,146b</sup>, T.B. Sjørnsen<sup>13</sup>,  
L.A. Skinnari<sup>14</sup>, K. Skovpen<sup>107</sup>, P. Skubic<sup>111</sup>, N. Skvorodnev<sup>22</sup>, M. Slater<sup>17</sup>, T. Slavicek<sup>127</sup>, K. Sliwa<sup>161</sup>, T.J. Sloan<sup>71</sup>,  
J. Sloper<sup>29</sup>, V. Smakhtin<sup>171</sup>, S.Yu. Smirnov<sup>96</sup>, L.N. Smirnova<sup>97</sup>, O. Smirnova<sup>79</sup>, B.C. Smith<sup>57</sup>, D. Smith<sup>143</sup>, K.M. Smith<sup>53</sup>,  
M. Smizanska<sup>71</sup>, K. Smolek<sup>127</sup>, A.A. Snesarev<sup>94</sup>, S.W. Snow<sup>82</sup>, J. Snow<sup>111</sup>, J. Snuverink<sup>105</sup>, S. Snyder<sup>24</sup>, M. Soares<sup>124a</sup>,  
R. Sobie<sup>169,k</sup>, J. Sodomka<sup>127</sup>, A. Soffer<sup>153</sup>, C.A. Solans<sup>167</sup>, M. Solar<sup>127</sup>, J. Solc<sup>127</sup>, U. Soldevila<sup>167</sup>,



E. Solfaroli Camillocci<sup>132a,132b</sup>, A.A. Solodkov<sup>128</sup>, O.V. Solovyanov<sup>128</sup>, J. Sondericker<sup>24</sup>, N. Soni<sup>2</sup>, V. Sopko<sup>127</sup>, B. Sopko<sup>127</sup>, M. Sorbi<sup>89a,89b</sup>, M. Sosebee<sup>7</sup>, A. Soukharev<sup>107</sup>, S. Spagnolo<sup>72a,72b</sup>, F. Spanò<sup>34</sup>, R. Spighi<sup>19a</sup>, G. Spigo<sup>29</sup>, F. Spila<sup>132a,132b</sup>, E. Spiriti<sup>134a</sup>, R. Spiwoks<sup>29</sup>, M. Spousta<sup>126</sup>, T. Spreitzer<sup>158</sup>, B. Spurlock<sup>7</sup>, R.D. St. Denis<sup>53</sup>, T. Stahl<sup>141</sup>, J. Stahlman<sup>120</sup>, R. Stamen<sup>58a</sup>, E. Stanecka<sup>29</sup>, R.W. Stanek<sup>5</sup>, C. Stanescu<sup>134a</sup>, S. Stapnes<sup>117</sup>, E.A. Starchenko<sup>128</sup>, J. Stark<sup>55</sup>, P. Staroba<sup>125</sup>, P. Starovoitov<sup>91</sup>, A. Staude<sup>98</sup>, P. Stavina<sup>144a</sup>, G. Stavropoulos<sup>14</sup>, G. Steele<sup>53</sup>, E. Stefanidis<sup>77</sup>, P. Steinbach<sup>43</sup>, P. Steinberg<sup>24</sup>, I. Stekl<sup>127</sup>, B. Stelzer<sup>142</sup>, H.J. Stelzer<sup>41</sup>, O. Stelzer-Chilton<sup>159a</sup>, H. Stenzel<sup>52</sup>, K. Stevenson<sup>75</sup>, G.A. Stewart<sup>53</sup>, T. Stockmanns<sup>20</sup>, M.C. Stockton<sup>29</sup>, M. Stodulski<sup>38</sup>, K. Stoerig<sup>48</sup>, G. Stoicea<sup>25a</sup>, S. Stonjek<sup>99</sup>, P. Strachota<sup>126</sup>, A.R. Stradling<sup>7</sup>, A. Straessner<sup>43</sup>, J. Strandberg<sup>87</sup>, S. Strandberg<sup>146a,146b</sup>, A. Strandlie<sup>117</sup>, M. Strang<sup>109</sup>, E. Strauss<sup>143</sup>, M. Strauss<sup>111</sup>, P. Strizenec<sup>144b</sup>, R. Ströhmer<sup>173</sup>, D.M. Strom<sup>114</sup>, J.A. Strong<sup>76,\*</sup>, R. Stroynowski<sup>39</sup>, J. Strube<sup>129</sup>, B. Stugu<sup>13</sup>, I. Stumer<sup>24,\*</sup>, J. Stupak<sup>148</sup>, P. Sturm<sup>174</sup>, D.A. Soh<sup>151,y</sup>, D. Su<sup>143</sup>, S. Subramania<sup>2</sup>, Y. Sugaya<sup>116</sup>, T. Sugimoto<sup>101</sup>, C. Suhr<sup>106</sup>, K. Suita<sup>67</sup>, M. Suk<sup>126</sup>, V.V. Sulin<sup>94</sup>, S. Sultansoy<sup>3d</sup>, T. Sumida<sup>29</sup>, X. Sun<sup>55</sup>, J.E. Sundermann<sup>48</sup>, K. Suruliz<sup>164a,164b</sup>, S. Sushkov<sup>11</sup>, G. Susinno<sup>36a,36b</sup>, M.R. Sutton<sup>139</sup>, Y. Suzuki<sup>66</sup>, Yu.M. Sviridov<sup>128</sup>, S. Swedish<sup>168</sup>, I. Sykora<sup>144a</sup>, T. Sykora<sup>126</sup>, B. Szeless<sup>29</sup>, J. Sánchez<sup>167</sup>, D. Ta<sup>105</sup>, K. Tackmann<sup>29</sup>, A. Taffard<sup>163</sup>, R. Tafirout<sup>159a</sup>, A. Taga<sup>117</sup>, N. Taiblum<sup>153</sup>, Y. Takahashi<sup>101</sup>, H. Takai<sup>24</sup>, R. Takashima<sup>69</sup>, H. Takeda<sup>67</sup>, T. Takeshita<sup>140</sup>, M. Talby<sup>83</sup>, A. Talyshev<sup>107</sup>, M.C. Tamsett<sup>24</sup>, J. Tanaka<sup>155</sup>, R. Tanaka<sup>115</sup>, S. Tanaka<sup>131</sup>, S. Tanaka<sup>66</sup>, Y. Tanaka<sup>100</sup>, K. Tani<sup>67</sup>, N. Tannoury<sup>83</sup>, G.P. Tappern<sup>29</sup>, S. Tapprogge<sup>81</sup>, D. Tardif<sup>158</sup>, S. Tarem<sup>152</sup>, F. Tarrade<sup>24</sup>, G.F. Tartarelli<sup>89a</sup>, P. Tas<sup>126</sup>, M. Tasevsky<sup>125</sup>, E. Tassi<sup>36a,36b</sup>, M. Tatarkhanov<sup>14</sup>, C. Taylor<sup>77</sup>, F.E. Taylor<sup>92</sup>, G. Taylor<sup>137</sup>, G.N. Taylor<sup>86</sup>, W. Taylor<sup>159b</sup>, M. Teixeira Dias Castanheira<sup>75</sup>, P. Teixeira-Dias<sup>76</sup>, K.K. Temming<sup>48</sup>, H. Ten Kate<sup>29</sup>, P.K. Teng<sup>151</sup>, Y.D. Tennenbaum-Katan<sup>152</sup>, S. Terada<sup>66</sup>, K. Terashi<sup>155</sup>, J. Terron<sup>80</sup>, M. Terwort<sup>41,an</sup>, M. Testa<sup>47</sup>, R.J. Teuscher<sup>158,k</sup>, C.M. Tevlin<sup>82</sup>, J. Thadome<sup>174</sup>, J. Therhaag<sup>20</sup>, T. Theveneaux-Pelzer<sup>78</sup>, M. Thioye<sup>175</sup>, S. Thoma<sup>48</sup>, J.P. Thomas<sup>17</sup>, E.N. Thompson<sup>84</sup>, P.D. Thompson<sup>17</sup>, P.D. Thompson<sup>158</sup>, A.S. Thompson<sup>53</sup>, E. Thomson<sup>120</sup>, M. Thomson<sup>27</sup>, R.P. Thun<sup>87</sup>, T. Tic<sup>125</sup>, V.O. Tikhomirov<sup>94</sup>, Y.A. Tikhonov<sup>107</sup>, C.J.W.P. Timmermans<sup>104</sup>, P. Tipton<sup>175</sup>, F.J. Tique Aires Viegas<sup>29</sup>, S. Tisserant<sup>83</sup>, J. Tobias<sup>48</sup>, B. Toczek<sup>37</sup>, T. Todorov<sup>4</sup>, S. Todorova-Nova<sup>161</sup>, B. Toggerson<sup>163</sup>, J. Tojo<sup>66</sup>, S. Tokár<sup>144a</sup>, K. Tokunaga<sup>67</sup>, K. Tokushuku<sup>66</sup>, K. Tollefson<sup>88</sup>, M. Tomoto<sup>101</sup>, L. Tompkins<sup>14</sup>, K. Toms<sup>103</sup>, A. Tonazzo<sup>134a,134b</sup>, G. Tong<sup>32a</sup>, A. Tonoyan<sup>13</sup>, C. Topfel<sup>16</sup>, N.D. Topilin<sup>65</sup>, I. Torchiani<sup>29</sup>, E. Torrence<sup>114</sup>, E. Torró Pastor<sup>167</sup>, J. Toth<sup>83,aj</sup>, F. Touchard<sup>83</sup>, D.R. Tovey<sup>139</sup>, D. Traynor<sup>75</sup>, T. Trefzger<sup>173</sup>, J. Treis<sup>20</sup>, L. Tremblet<sup>29</sup>, A. Tricoli<sup>29</sup>, I.M. Trigger<sup>159a</sup>, S. Trincaz-Duvold<sup>78</sup>, T.N. Trinh<sup>78</sup>, M.F. Tripana<sup>70</sup>, N. Triplett<sup>64</sup>, W. Trischuk<sup>158</sup>, A. Trivedi<sup>24,ao</sup>, B. Trocme<sup>55</sup>, C. Troncon<sup>89a</sup>, M. Trotter-McDonald<sup>142</sup>, A. Trzupek<sup>38</sup>, C. Tsarouchas<sup>9</sup>, J.C.-L. Tseng<sup>118</sup>, M. Tsiakiris<sup>105</sup>, P.V. Tsiareshka<sup>90</sup>, D. Tsionou<sup>139</sup>, G. Tsipolitis<sup>9</sup>, V. Tsiskaridze<sup>48</sup>, E.G. Tskhadadze<sup>51</sup>, I.I. Tsukerman<sup>95</sup>, V. Tsulaia<sup>123</sup>, J.-W. Tsung<sup>20</sup>, S. Tsuno<sup>66</sup>, D. Tsybychev<sup>148</sup>, A. Tua<sup>139</sup>, J.M. Tuggle<sup>30</sup>, M. Turala<sup>38</sup>, D. Turecek<sup>127</sup>, I. Turk Cakir<sup>3e</sup>, E. Turlay<sup>105</sup>, P.M. Tuts<sup>34</sup>, A. Tykhonov<sup>74</sup>, M. Tylmad<sup>146a,146b</sup>, M. Tyndel<sup>129</sup>, D. Typaldos<sup>17</sup>, H. Tyrvaainen<sup>29</sup>, G. Tzanakos<sup>8</sup>, K. Uchida<sup>20</sup>, I. Ueda<sup>155</sup>,

R. Ueno<sup>28</sup>, M. Ugland<sup>13</sup>, M. Uhlenbrock<sup>20</sup>, M. Uhrmacher<sup>54</sup>, F. Ukegawa<sup>160</sup>, G. Unal<sup>29</sup>, D.G. Underwood<sup>5</sup>, A. Undrus<sup>24</sup>, G. Unel<sup>163</sup>, Y. Unno<sup>66</sup>, D. Urbaniec<sup>34</sup>, E. Urkovsky<sup>153</sup>, P. Urquijo<sup>49,ap</sup>, P. Urrejola<sup>31a</sup>, G. Usai<sup>7</sup>, M. Uslenghi<sup>119a,119b</sup>, L. Vacavant<sup>83</sup>, V. Vacek<sup>127</sup>, B. Vachon<sup>85</sup>, S. Vahsen<sup>14</sup>, C. Valderanis<sup>99</sup>, J. Valenta<sup>125</sup>, P. Valente<sup>132a</sup>, S. Valentinetti<sup>19a,19b</sup>, S. Valkar<sup>126</sup>, E. Valladolid Gallego<sup>167</sup>, S. Vallecorsa<sup>152</sup>, J.A. Valls Ferrer<sup>167</sup>, H. van der Graaf<sup>105</sup>, E. van der Kraaij<sup>105</sup>, E. van der Poel<sup>105</sup>, D. van der Ster<sup>29</sup>, B. Van Eijk<sup>105</sup>, N. van Eldik<sup>84</sup>, P. van Gemmeren<sup>5</sup>, Z. van Kesteren<sup>105</sup>, I. van Vulpen<sup>105</sup>, W. Vandelli<sup>29</sup>, G. Vandoni<sup>29</sup>, A. Vaniachine<sup>5</sup>, P. Vankov<sup>41</sup>, F. Vannucci<sup>78</sup>, F. Varela Rodriguez<sup>29</sup>, R. Vari<sup>132a</sup>, E.W. Varnes<sup>6</sup>, D. Varouchas<sup>14</sup>, A. Vartapetian<sup>7</sup>, K.E. Varvell<sup>150</sup>, V.I. Vassilakopoulos<sup>56</sup>, F. Vazeille<sup>33</sup>, G. Vegni<sup>89a,89b</sup>, J.J. Veillet<sup>115</sup>, C. Vellidis<sup>8</sup>, F. Veloso<sup>124a</sup>, R. Veness<sup>29</sup>, S. Veneziano<sup>132a</sup>, A. Ventura<sup>72a,72b</sup>, D. Ventura<sup>138</sup>, S. Ventura<sup>47</sup>, M. Venturi<sup>48</sup>, N. Venturi<sup>16</sup>, V. Vercesi<sup>119a</sup>, M. Verducci<sup>138</sup>, W. Verkerke<sup>105</sup>, J.C. Vermeulen<sup>105</sup>, L. Vertogradov<sup>118</sup>, A. Vest<sup>43</sup>, M.C. Vetterli<sup>142,af</sup>, I. Vichou<sup>165</sup>, T. Vickey<sup>145b,aq</sup>, G.H.A. Viehhauser<sup>118</sup>, S. Viel<sup>168</sup>, M. Villa<sup>19a,19b</sup>, M. Villaplana Perez<sup>167</sup>, E. Vilucchi<sup>47</sup>, M.G. Vinciter<sup>28</sup>, E. Vinek<sup>29</sup>, V.B. Vinogradov<sup>65</sup>, M. Virchaux<sup>136,\*</sup>, S. Viret<sup>33</sup>, J. Virzi<sup>14</sup>, A. Vitale<sup>19a,19b</sup>, O. Vitells<sup>171</sup>, I. Vivarelli<sup>48</sup>, F. Vives Vaque<sup>11</sup>, S. Vlachos<sup>9</sup>, M. Vlasak<sup>127</sup>, N. Vlasov<sup>20</sup>, A. Vogel<sup>20</sup>, P. Vokac<sup>127</sup>, M. Volpi<sup>11</sup>, G. Volpini<sup>89a</sup>, H. von der Schmitt<sup>99</sup>, J. von Loeben<sup>99</sup>, H. von Radziewski<sup>48</sup>, E. von Toerne<sup>20</sup>, V. Vorobel<sup>126</sup>, A.P. Vorobiev<sup>128</sup>, V. Vorwerk<sup>11</sup>, M. Vos<sup>167</sup>, R. Voss<sup>29</sup>, T.T. Voss<sup>174</sup>, J.H. Vosseveld<sup>73</sup>, A.S. Vovenko<sup>128</sup>, N. Vranjes<sup>12a</sup>, M. Vranjes Milosavljevic<sup>12a</sup>, V. Vrba<sup>125</sup>, M. Vreeswijk<sup>105</sup>, T. Vu Anh<sup>81</sup>, R. Vuillermet<sup>29</sup>, I. Vukotic<sup>115</sup>, W. Wagner<sup>174</sup>, P. Wagner<sup>120</sup>, H. Wahlen<sup>174</sup>, J. Wakabayashi<sup>101</sup>, J. Walbersloh<sup>42</sup>, S. Walch<sup>87</sup>, J. Walder<sup>71</sup>, R. Walker<sup>98</sup>, W. Walkowiak<sup>141</sup>, R. Wall<sup>175</sup>, P. Waller<sup>73</sup>, C. Wang<sup>44</sup>, H. Wang<sup>172</sup>, J. Wang<sup>32d</sup>, J.C. Wang<sup>138</sup>, S.M. Wang<sup>151</sup>, A. Warburton<sup>85</sup>, C.P. Ward<sup>27</sup>, M. Warsinsky<sup>48</sup>, P.M. Watkins<sup>17</sup>, A.T. Watson<sup>17</sup>, M.F. Watson<sup>17</sup>, G. Watts<sup>138</sup>, S. Watts<sup>82</sup>, A.T. Waugh<sup>150</sup>, B.M. Waugh<sup>77</sup>, J. Weber<sup>42</sup>, M. Weber<sup>129</sup>, M.S. Weber<sup>16</sup>, P. Weber<sup>54</sup>, A.R. Weidberg<sup>118</sup>, J. Weingarten<sup>54</sup>, C. Weiser<sup>48</sup>, H. Wellenstein<sup>22</sup>, P.S. Wells<sup>29</sup>, M. Wen<sup>47</sup>, T. Wenaus<sup>24</sup>, S. Wendler<sup>123</sup>, Z. Weng<sup>151,ar</sup>, T. Wengler<sup>29</sup>, S. Wenig<sup>29</sup>, N. Vermes<sup>20</sup>, M. Werner<sup>48</sup>, P. Werner<sup>29</sup>, M. Werth<sup>163</sup>, M. Wessels<sup>58a</sup>, K. Whalen<sup>28</sup>, S.J. Wheeler-Ellis<sup>163</sup>, S.P. Whitaker<sup>21</sup>, A. White<sup>7</sup>, M.J. White<sup>86</sup>, S.R. Whitehead<sup>118</sup>, D. Whiteson<sup>163</sup>, D. Whittington<sup>61</sup>, F. Wicek<sup>115</sup>, D. Wicke<sup>174</sup>, F.J. Wickens<sup>129</sup>, W. Wiedenmann<sup>172</sup>, M. Wielers<sup>129</sup>, P. Wienemann<sup>20</sup>, C. Wiglesworth<sup>73</sup>, L.A.M. Wiik<sup>48</sup>, A. Wildauer<sup>167</sup>, M.A. Wildt<sup>41,an</sup>, I. Wilhelm<sup>126</sup>, H.G. Wilkens<sup>29</sup>, J.Z. Will<sup>98</sup>, E. Williams<sup>34</sup>, H.H. Williams<sup>120</sup>, W. Willis<sup>34</sup>, S. Willocq<sup>84</sup>, J.A. Wilson<sup>17</sup>, M.G. Wilson<sup>143</sup>, A. Wilson<sup>87</sup>, I. Wingerter-Seez<sup>4</sup>, S. Winkelmann<sup>48</sup>, F. Winklmeier<sup>29</sup>, M. Wittgen<sup>143</sup>, M.W. Wolter<sup>38</sup>, H. Wolters<sup>124a,h</sup>, G. Wooden<sup>118</sup>, B.K. Wosiek<sup>38</sup>, J. Wotschack<sup>29</sup>, M.J. Woudstra<sup>84</sup>, K. Wraight<sup>53</sup>, C. Wright<sup>53</sup>, B. Wrona<sup>73</sup>, S.L. Wu<sup>172</sup>, X. Wu<sup>49</sup>, E. Wulf<sup>34</sup>, R. Wunstorf<sup>42</sup>, B.M. Wynne<sup>45</sup>, L. Xaplanteris<sup>9</sup>, S. Xella<sup>35</sup>, S. Xie<sup>48</sup>, Y. Xie<sup>32a</sup>, C. Xu<sup>32b</sup>, D. Xu<sup>139</sup>, G. Xu<sup>32a</sup>, B. Yabsley<sup>150</sup>, M. Yamada<sup>66</sup>, A. Yamamoto<sup>66</sup>, K. Yamamoto<sup>64</sup>, S. Yamamoto<sup>155</sup>, T. Yamamura<sup>155</sup>, J. Yamaoka<sup>44</sup>, T. Yamazaki<sup>155</sup>, Y. Yamazaki<sup>67</sup>, Z. Yan<sup>21</sup>, H. Yang<sup>87</sup>, S. Yang<sup>118</sup>, U.K. Yang<sup>82</sup>, Y. Yang<sup>61</sup>, Y. Yang<sup>32a</sup>, Z. Yang<sup>146a,146b</sup>, S. Yanush<sup>91</sup>, W-M. Yao<sup>14</sup>, Y. Yao<sup>14</sup>, Y. Yasu<sup>66</sup>, J. Ye<sup>39</sup>, S. Ye<sup>24</sup>, M. Yilmaz<sup>3c</sup>, R. Yoosoofmiya<sup>123</sup>, K. Yorita<sup>170</sup>, R. Yoshida<sup>5</sup>,

C. Young<sup>143</sup>, S.P. Youssef<sup>21</sup>, D. Yu<sup>24</sup>, J. Yu<sup>7</sup>, J. Yu<sup>32c,as</sup>, L. Yuan<sup>32a,at</sup>, A. Yurkewicz<sup>148</sup>, V.G. Zaets<sup>128</sup>, R. Zaidan<sup>63</sup>, A.M. Zaitsev<sup>128</sup>, Z. Zájacova<sup>29</sup>, Yo.K. Zalite<sup>121</sup>, L. Zanello<sup>132a,132b</sup>, P. Zarzhitsky<sup>39</sup>, A. Zaytsev<sup>107</sup>, M. Zdrazil<sup>14</sup>, C. Zeitnitz<sup>174</sup>, M. Zeller<sup>175</sup>, P.F. Zema<sup>29</sup>, A. Zemla<sup>38</sup>, C. Zendler<sup>20</sup>, A.V. Zenin<sup>128</sup>, O. Zenin<sup>128</sup>, T. Ženiš<sup>144a</sup>, Z. Zenonos<sup>122a,122b</sup>, S. Zenz<sup>14</sup>, D. Zerwas<sup>115</sup>, G. Zevi della Porta<sup>57</sup>, Z. Zhan<sup>32d</sup>, H. Zhang<sup>88</sup>, J. Zhang<sup>5</sup>, X. Zhang<sup>32d</sup>, Z. Zhang<sup>115</sup>, L. Zhao<sup>108</sup>, T. Zhao<sup>138</sup>, Z. Zhao<sup>32b</sup>, A. Zhemchugov<sup>65</sup>, S. Zheng<sup>32a</sup>, J. Zhong<sup>151,au</sup>, B. Zhou<sup>87</sup>, N. Zhou<sup>163</sup>, Y. Zhou<sup>151</sup>, C.G. Zhu<sup>32d</sup>, H. Zhu<sup>41</sup>, Y. Zhu<sup>172</sup>, X. Zhuang<sup>98</sup>, V. Zhuravlov<sup>99</sup>, D. Zieminska<sup>61</sup>, B. Zilka<sup>144a</sup>, R. Zimmermann<sup>20</sup>, S. Zimmermann<sup>20</sup>, S. Zimmermann<sup>48</sup>, M. Ziolkowski<sup>141</sup>, R. Zitoun<sup>4</sup>, L. Živković<sup>34</sup>, V.V. Zmouchko<sup>128,\*</sup>, G. Zobernig<sup>172</sup>, A. Zoccoli<sup>19a,19b</sup>, Y. Zolnierowski<sup>4</sup>, A. Zsenei<sup>29</sup>, M. zur Nedden<sup>15</sup>, V. Zutshi<sup>106</sup>, L. Zwalinski<sup>29</sup>.

<sup>1</sup> University at Albany, 1400 Washington Ave, Albany, NY 12222, United States of America

<sup>2</sup> University of Alberta, Department of Physics, Centre for Particle Physics, Edmonton, AB T6G 2G7, Canada

<sup>3</sup> Ankara University<sup>(a)</sup>, Faculty of Sciences, Department of Physics, TR 061000 Tandogan, Ankara; Dumlupinar University<sup>(b)</sup>, Faculty of Arts and Sciences, Department of Physics, Kutahya; Gazi University<sup>(c)</sup>, Faculty of Arts and Sciences, Department of Physics, 06500, Teknikokullar, Ankara; TOBB University of Economics and Technology<sup>(d)</sup>, Faculty of Arts and Sciences, Division of Physics, 06560, Sogutozu, Ankara; Turkish Atomic Energy Authority<sup>(e)</sup>, 06530, Lodumlu, Ankara, Turkey

<sup>4</sup> LAPP, Université de Savoie, CNRS/IN2P3, Annecy-le-Vieux, France

<sup>5</sup> Argonne National Laboratory, High Energy Physics Division, 9700 S. Cass Avenue, Argonne IL 60439, United States of America

<sup>6</sup> University of Arizona, Department of Physics, Tucson, AZ 85721, United States of America

<sup>7</sup> The University of Texas at Arlington, Department of Physics, Box 19059, Arlington, TX 76019, United States of America

<sup>8</sup> University of Athens, Nuclear & Particle Physics, Department of Physics, Panepistimiopouli, Zografou, GR 15771 Athens, Greece

<sup>9</sup> National Technical University of Athens, Physics Department, 9-Iroon Polytechniou, GR 15780 Zografou, Greece

<sup>10</sup> Institute of Physics, Azerbaijan Academy of Sciences, H. Javid Avenue 33, AZ 143 Baku, Azerbaijan

<sup>11</sup> Institut de Física d'Altes Energies, IFAE, Edifici Cn, Universitat Autònoma de Barcelona, ES - 08193 Bellaterra (Barcelona), Spain

<sup>12</sup> University of Belgrade<sup>(a)</sup>, Institute of Physics, P.O. Box 57, 11001 Belgrade; Vinca Institute of Nuclear Sciences<sup>(b)</sup>M. Petrovica Alasa 12-14, 11000 Belgrade, Serbia, Serbia

<sup>13</sup> University of Bergen, Department for Physics and Technology, Allegaten 55, NO - 5007 Bergen, Norway

<sup>14</sup> Lawrence Berkeley National Laboratory and University of California, Physics Division, MS50B-6227, 1 Cyclotron Road, Berkeley, CA 94720, United States of America

- <sup>15</sup> Humboldt University, Institute of Physics, Berlin, Newtonstr. 15, D-12489 Berlin, Germany
- <sup>16</sup> University of Bern, Albert Einstein Center for Fundamental Physics, Laboratory for High Energy Physics, Sidlerstrasse 5, CH - 3012 Bern, Switzerland
- <sup>17</sup> University of Birmingham, School of Physics and Astronomy, Edgbaston, Birmingham B15 2TT, United Kingdom
- <sup>18</sup> Bogazici University<sup>(a)</sup>, Faculty of Sciences, Department of Physics, TR - 80815 Bebek-Istanbul; Dogus University<sup>(b)</sup>, Faculty of Arts and Sciences, Department of Physics, 34722, Kadikoy, Istanbul; <sup>(c)</sup>Gaziantep University, Faculty of Engineering, Department of Physics Engineering, 27310, Sehitkamil, Gaziantep, Turkey; Istanbul Technical University<sup>(d)</sup>, Faculty of Arts and Sciences, Department of Physics, 34469, Maslak, Istanbul, Turkey
- <sup>19</sup> INFN Sezione di Bologna<sup>(a)</sup>; Università di Bologna, Dipartimento di Fisica<sup>(b)</sup>, viale C. Berti Pichat, 6/2, IT - 40127 Bologna, Italy
- <sup>20</sup> University of Bonn, Physikalisches Institut, Nussallee 12, D - 53115 Bonn, Germany
- <sup>21</sup> Boston University, Department of Physics, 590 Commonwealth Avenue, Boston, MA 02215, United States of America
- <sup>22</sup> Brandeis University, Department of Physics, MS057, 415 South Street, Waltham, MA 02454, United States of America
- <sup>23</sup> Universidade Federal do Rio De Janeiro, COPPE/EE/IF <sup>(a)</sup>, Caixa Postal 68528, Ilha do Fundao, BR - 21945-970 Rio de Janeiro; <sup>(b)</sup>Universidade de Sao Paulo, Instituto de Fisica, R.do Matao Trav. R.187, Sao Paulo - SP, 05508 - 900, Brazil
- <sup>24</sup> Brookhaven National Laboratory, Physics Department, Bldg. 510A, Upton, NY 11973, United States of America
- <sup>25</sup> National Institute of Physics and Nuclear Engineering<sup>(a)</sup>Bucharest-Magurele, Str. Atomistilor 407, P.O. Box MG-6, R-077125, Romania; University Politehnica Bucharest<sup>(b)</sup>, Rectorat - AN 001, 313 Splaiul Independentei, sector 6, 060042 Bucuresti; West University<sup>(c)</sup> in Timisoara, Bd. Vasile Parvan 4, Timisoara, Romania
- <sup>26</sup> Universidad de Buenos Aires, FCEyN, Dto. Fisica, Pab I - C. Universitaria, 1428 Buenos Aires, Argentina
- <sup>27</sup> University of Cambridge, Cavendish Laboratory, J J Thomson Avenue, Cambridge CB3 0HE, United Kingdom
- <sup>28</sup> Carleton University, Department of Physics, 1125 Colonel By Drive, Ottawa ON K1S 5B6, Canada
- <sup>29</sup> CERN, CH - 1211 Geneva 23, Switzerland
- <sup>30</sup> University of Chicago, Enrico Fermi Institute, 5640 S. Ellis Avenue, Chicago, IL 60637, United States of America
- <sup>31</sup> Pontificia Universidad Católica de Chile, Facultad de Fisica, Departamento de Fisica<sup>(a)</sup>, Avda. Vicuna Mackenna 4860, San Joaquin, Santiago; Universidad Técnica Federico Santa María, Departamento de Física<sup>(b)</sup>, Avda. España 1680, Casilla 110-V, Valparaíso, Chile
- <sup>32</sup> Institute of High Energy Physics, Chinese Academy of Sciences<sup>(a)</sup>, P.O. Box 918, 19 Yuquan Road, Shijing Shan District, CN - Beijing 100049; University of Science & Technology of China (USTC), Department of Modern Physics<sup>(b)</sup>, Hefei, CN -

Anhui 230026; Nanjing University, Department of Physics<sup>(c)</sup>, Nanjing, CN - Jiangsu 210093; Shandong University, High Energy Physics Group<sup>(d)</sup>, Jinan, CN - Shandong 250100, China

<sup>33</sup> Laboratoire de Physique Corpusculaire, Clermont Université, Université Blaise Pascal, CNRS/IN2P3, FR - 63177 Aubiere Cedex, France

<sup>34</sup> Columbia University, Nevis Laboratory, 136 So. Broadway, Irvington, NY 10533, United States of America

<sup>35</sup> University of Copenhagen, Niels Bohr Institute, Blegdamsvej 17, DK - 2100 Kobenhavn 0, Denmark

<sup>36</sup> INFN Gruppo Collegato di Cosenza<sup>(a)</sup>; Università della Calabria, Dipartimento di Fisica<sup>(b)</sup>, IT-87036 Arcavacata di Rende, Italy

<sup>37</sup> Faculty of Physics and Applied Computer Science of the AGH-University of Science and Technology, (FPACS, AGH-UST), al. Mickiewicza 30, PL-30059 Cracow, Poland

<sup>38</sup> The Henryk Niewodniczanski Institute of Nuclear Physics, Polish Academy of Sciences, ul. Radzikowskiego 152, PL - 31342 Krakow, Poland

<sup>39</sup> Southern Methodist University, Physics Department, 106 Fondren Science Building, Dallas, TX 75275-0175, United States of America

<sup>40</sup> University of Texas at Dallas, 800 West Campbell Road, Richardson, TX 75080-3021, United States of America

<sup>41</sup> DESY, Notkestr. 85, D-22603 Hamburg and Platanenallee 6, D-15738 Zeuthen, Germany

<sup>42</sup> TU Dortmund, Experimentelle Physik IV, DE - 44221 Dortmund, Germany

<sup>43</sup> Technical University Dresden, Institut für Kern- und Teilchenphysik, Zellescher Weg 19, D-01069 Dresden, Germany

<sup>44</sup> Duke University, Department of Physics, Durham, NC 27708, United States of America

<sup>45</sup> University of Edinburgh, School of Physics & Astronomy, James Clerk Maxwell Building, The Kings Buildings, Mayfield Road, Edinburgh EH9 3JZ, United Kingdom

<sup>46</sup> Fachhochschule Wiener Neustadt; Johannes Gutenbergstrasse 3 AT - 2700 Wiener Neustadt, Austria

<sup>47</sup> INFN Laboratori Nazionali di Frascati, via Enrico Fermi 40, IT-00044 Frascati, Italy

<sup>48</sup> Albert-Ludwigs-Universität, Fakultät für Mathematik und Physik, Hermann-Herder Str. 3, D - 79104 Freiburg i.Br., Germany

<sup>49</sup> Université de Genève, Section de Physique, 24 rue Ernest Ansermet, CH - 1211 Geneve 4, Switzerland

<sup>50</sup> INFN Sezione di Genova<sup>(a)</sup>; Università di Genova, Dipartimento di Fisica<sup>(b)</sup>, via Dodecaneso 33, IT - 16146 Genova, Italy

<sup>51</sup> Institute of Physics of the Georgian Academy of Sciences, 6 Tamarashvili St., GE - 380077 Tbilisi; Tbilisi State University, HEP Institute, University St. 9, GE - 380086 Tbilisi, Georgia

<sup>52</sup> Justus-Liebig-Universität Giessen, II Physikalisches Institut, Heinrich-Buff Ring 16, D-35392 Giessen, Germany

<sup>53</sup> University of Glasgow, Department of Physics and Astronomy, Glasgow G12 8QQ, United Kingdom

- <sup>54</sup> Georg-August-Universität, II. Physikalisches Institut, Friedrich-Hund Platz 1, D-37077 Göttingen, Germany
- <sup>55</sup> LPSC, CNRS/IN2P3 and Univ. Joseph Fourier Grenoble, 53 avenue des Martyrs, FR-38026 Grenoble Cedex, France
- <sup>56</sup> Hampton University, Department of Physics, Hampton, VA 23668, United States of America
- <sup>57</sup> Harvard University, Laboratory for Particle Physics and Cosmology, 18 Hammond Street, Cambridge, MA 02138, United States of America
- <sup>58</sup> Ruprecht-Karls-Universität Heidelberg: Kirchhoff-Institut für Physik<sup>(a)</sup>, Im Neuenheimer Feld 227, D-69120 Heidelberg; Physikalisches Institut<sup>(b)</sup>, Philosophenweg 12, D-69120 Heidelberg; ZITI Ruprecht-Karls-University Heidelberg<sup>(c)</sup>, Lehrstuhl für Informatik V, B6, 23-29, DE - 68131 Mannheim, Germany
- <sup>59</sup> Hiroshima University, Faculty of Science, 1-3-1 Kagamiyama, Higashihiroshima-shi, JP - Hiroshima 739-8526, Japan
- <sup>60</sup> Hiroshima Institute of Technology, Faculty of Applied Information Science, 2-1-1 Miyake Saeki-ku, Hiroshima-shi, JP - Hiroshima 731-5193, Japan
- <sup>61</sup> Indiana University, Department of Physics, Swain Hall West 117, Bloomington, IN 47405-7105, United States of America
- <sup>62</sup> Institut für Astro- und Teilchenphysik, Technikerstrasse 25, A - 6020 Innsbruck, Austria
- <sup>63</sup> University of Iowa, 203 Van Allen Hall, Iowa City, IA 52242-1479, United States of America
- <sup>64</sup> Iowa State University, Department of Physics and Astronomy, Ames High Energy Physics Group, Ames, IA 50011-3160, United States of America
- <sup>65</sup> Joint Institute for Nuclear Research, JINR Dubna, RU-141980 Moscow Region, Russia, Russia
- <sup>66</sup> KEK, High Energy Accelerator Research Organization, 1-1 Oho, Tsukuba-shi, Ibaraki-ken 305-0801, Japan
- <sup>67</sup> Kobe University, Graduate School of Science, 1-1 Rokkodai-cho, Nada-ku, JP Kobe 657-8501, Japan
- <sup>68</sup> Kyoto University, Faculty of Science, Oiwake-cho, Kitashirakawa, Sakyou-ku, Kyoto-shi, JP - Kyoto 606-8502, Japan
- <sup>69</sup> Kyoto University of Education, 1 Fukakusa, Fujimori, fushimi-ku, Kyoto-shi, JP - Kyoto 612-8522, Japan
- <sup>70</sup> Universidad Nacional de La Plata, FCE, Departamento de Física, IFLP (CONICET-UNLP), C.C. 67, 1900 La Plata, Argentina
- <sup>71</sup> Lancaster University, Physics Department, Lancaster LA1 4YB, United Kingdom
- <sup>72</sup> INFN Sezione di Lecce<sup>(a)</sup>; Università del Salento, Dipartimento di Fisica<sup>(b)</sup> Via Arnesano IT - 73100 Lecce, Italy
- <sup>73</sup> University of Liverpool, Oliver Lodge Laboratory, P.O. Box 147, Oxford Street, Liverpool L69 3BX, United Kingdom
- <sup>74</sup> Jožef Stefan Institute and University of Ljubljana, Department of Physics, SI-1000 Ljubljana, Slovenia
- <sup>75</sup> Queen Mary University of London, Department of Physics, Mile End Road, London E1 4NS, United Kingdom
- <sup>76</sup> Royal Holloway, University of London, Department of Physics, Egham Hill, Egham, Surrey TW20 0EX, United Kingdom
- <sup>77</sup> University College London, Department of Physics and Astronomy, Gower Street, London WC1E 6BT, United Kingdom

- <sup>78</sup> Laboratoire de Physique Nucléaire et de Hautes Energies, Université Pierre et Marie Curie (Paris 6), Université Denis Diderot (Paris-7), CNRS/IN2P3, Tour 33, 4 place Jussieu, FR - 75252 Paris Cedex 05, France
- <sup>79</sup> Fysiska institutionen, Lunds universitet, Box 118, SE - 221 00 Lund, Sweden
- <sup>80</sup> Universidad Autonoma de Madrid, Facultad de Ciencias, Departamento de Fisica Teorica, ES - 28049 Madrid, Spain
- <sup>81</sup> Universität Mainz, Institut für Physik, Staudinger Weg 7, DE - 55099 Mainz, Germany
- <sup>82</sup> University of Manchester, School of Physics and Astronomy, Manchester M13 9PL, United Kingdom
- <sup>83</sup> CPPM, Aix-Marseille Université, CNRS/IN2P3, Marseille, France
- <sup>84</sup> University of Massachusetts, Department of Physics, 710 North Pleasant Street, Amherst, MA 01003, United States of America
- <sup>85</sup> McGill University, High Energy Physics Group, 3600 University Street, Montreal, Quebec H3A 2T8, Canada
- <sup>86</sup> University of Melbourne, School of Physics, AU - Parkville, Victoria 3010, Australia
- <sup>87</sup> The University of Michigan, Department of Physics, 2477 Randall Laboratory, 500 East University, Ann Arbor, MI 48109-1120, United States of America
- <sup>88</sup> Michigan State University, Department of Physics and Astronomy, High Energy Physics Group, East Lansing, MI 48824-2320, United States of America
- <sup>89</sup> INFN Sezione di Milano<sup>(a)</sup>; Università di Milano, Dipartimento di Fisica<sup>(b)</sup>, via Celoria 16, IT - 20133 Milano, Italy
- <sup>90</sup> B.I. Stepanov Institute of Physics, National Academy of Sciences of Belarus, Independence Avenue 68, Minsk 220072, Republic of Belarus
- <sup>91</sup> National Scientific & Educational Centre for Particle & High Energy Physics, NC PHEP BSU, M. Bogdanovich St. 153, Minsk 220040, Republic of Belarus
- <sup>92</sup> Massachusetts Institute of Technology, Department of Physics, Room 24-516, Cambridge, MA 02139, United States of America
- <sup>93</sup> University of Montreal, Group of Particle Physics, C.P. 6128, Succursale Centre-Ville, Montreal, Quebec, H3C 3J7, Canada
- <sup>94</sup> P.N. Lebedev Institute of Physics, Academy of Sciences, Leninsky pr. 53, RU - 117 924 Moscow, Russia
- <sup>95</sup> Institute for Theoretical and Experimental Physics (ITEP), B. Cheremushkinskaya ul. 25, RU 117 218 Moscow, Russia
- <sup>96</sup> Moscow Engineering & Physics Institute (MEPhI), Kashirskoe Shosse 31, RU - 115409 Moscow, Russia
- <sup>97</sup> Lomonosov Moscow State University Skobeltsyn Institute of Nuclear Physics (MSU SINP), 1(2), Leninskie gory, GSP-1, Moscow 119991 Russian Federation, Russia
- <sup>98</sup> Ludwig-Maximilians-Universität München, Fakultät für Physik, Am Coulombwall 1, DE - 85748 Garching, Germany
- <sup>99</sup> Max-Planck-Institut für Physik, (Werner-Heisenberg-Institut), Föhringer Ring 6, 80805 München, Germany

- <sup>100</sup> Nagasaki Institute of Applied Science, 536 Aba-machi, JP Nagasaki 851-0193, Japan
- <sup>101</sup> Nagoya University, Graduate School of Science, Furo-Cho, Chikusa-ku, Nagoya, 464-8602, Japan
- <sup>102</sup> INFN Sezione di Napoli<sup>(a)</sup>; Università di Napoli, Dipartimento di Scienze Fisiche<sup>(b)</sup>, Complesso Universitario di Monte Sant'Angelo, via Cinthia, IT - 80126 Napoli, Italy
- <sup>103</sup> University of New Mexico, Department of Physics and Astronomy, MSC07 4220, Albuquerque, NM 87131 USA, United States of America
- <sup>104</sup> Radboud University Nijmegen/NIKHEF, Department of Experimental High Energy Physics, Heyendaalseweg 135, NL-6525 AJ, Nijmegen, Netherlands
- <sup>105</sup> Nikhef National Institute for Subatomic Physics, and University of Amsterdam, Science Park 105, 1098 XG Amsterdam, Netherlands
- <sup>106</sup> Department of Physics, Northern Illinois University, LaTourette Hall Normal Road, DeKalb, IL 60115, United States of America
- <sup>107</sup> Budker Institute of Nuclear Physics (BINP), RU - Novosibirsk 630 090, Russia
- <sup>108</sup> New York University, Department of Physics, 4 Washington Place, New York NY 10003, USA, United States of America
- <sup>109</sup> Ohio State University, 191 West Woodruff Ave, Columbus, OH 43210-1117, United States of America
- <sup>110</sup> Okayama University, Faculty of Science, Tsushimanaka 3-1-1, Okayama 700-8530, Japan
- <sup>111</sup> University of Oklahoma, Homer L. Dodge Department of Physics and Astronomy, 440 West Brooks, Room 100, Norman, OK 73019-0225, United States of America
- <sup>112</sup> Oklahoma State University, Department of Physics, 145 Physical Sciences Building, Stillwater, OK 74078-3072, United States of America
- <sup>113</sup> Palacký University, 17.listopadu 50a, 772 07 Olomouc, Czech Republic
- <sup>114</sup> University of Oregon, Center for High Energy Physics, Eugene, OR 97403-1274, United States of America
- <sup>115</sup> LAL, Univ. Paris-Sud, IN2P3/CNRS, Orsay, France
- <sup>116</sup> Osaka University, Graduate School of Science, Machikaneyama-machi 1-1, Toyonaka, Osaka 560-0043, Japan
- <sup>117</sup> University of Oslo, Department of Physics, P.O. Box 1048, Blindern, NO - 0316 Oslo 3, Norway
- <sup>118</sup> Oxford University, Department of Physics, Denys Wilkinson Building, Keble Road, Oxford OX1 3RH, United Kingdom
- <sup>119</sup> INFN Sezione di Pavia<sup>(a)</sup>; Università di Pavia, Dipartimento di Fisica Nucleare e Teorica<sup>(b)</sup>, Via Bassi 6, IT-27100 Pavia, Italy
- <sup>120</sup> University of Pennsylvania, Department of Physics, High Energy Physics Group, 209 S. 33rd Street, Philadelphia, PA 19104, United States of America



- <sup>121</sup> Petersburg Nuclear Physics Institute, RU - 188 300 Gatchina, Russia
- <sup>122</sup> INFN Sezione di Pisa<sup>(a)</sup>; Università di Pisa, Dipartimento di Fisica E. Fermi<sup>(b)</sup>, Largo B. Pontecorvo 3, IT - 56127 Pisa, Italy
- <sup>123</sup> University of Pittsburgh, Department of Physics and Astronomy, 3941 O'Hara Street, Pittsburgh, PA 15260, United States of America
- <sup>124</sup> Laboratorio de Instrumentacao e Fisica Experimental de Particulas - LIP<sup>(a)</sup>, Avenida Elias Garcia 14-1, PT - 1000-149 Lisboa, Portugal; Universidad de Granada, Departamento de Fisica Teorica y del Cosmos and CAFPE<sup>(b)</sup>, E-18071 Granada, Spain
- <sup>125</sup> Institute of Physics, Academy of Sciences of the Czech Republic, Na Slovance 2, CZ - 18221 Praha 8, Czech Republic
- <sup>126</sup> Charles University in Prague, Faculty of Mathematics and Physics, Institute of Particle and Nuclear Physics, V Holesovickach 2, CZ - 18000 Praha 8, Czech Republic
- <sup>127</sup> Czech Technical University in Prague, Zikova 4, CZ - 166 35 Praha 6, Czech Republic
- <sup>128</sup> State Research Center Institute for High Energy Physics, Moscow Region, 142281, Protvino, Pobeda street, 1, Russia
- <sup>129</sup> Rutherford Appleton Laboratory, Science and Technology Facilities Council, Harwell Science and Innovation Campus, Didcot OX11 0QX, United Kingdom
- <sup>130</sup> University of Regina, Physics Department, Canada
- <sup>131</sup> Ritsumeikan University, Noji Higashi 1 chome 1-1, JP - Kusatsu, Shiga 525-8577, Japan
- <sup>132</sup> INFN Sezione di Roma I<sup>(a)</sup>; Università La Sapienza, Dipartimento di Fisica<sup>(b)</sup>, Piazzale A. Moro 2, IT- 00185 Roma, Italy
- <sup>133</sup> INFN Sezione di Roma Tor Vergata<sup>(a)</sup>; Università di Roma Tor Vergata, Dipartimento di Fisica<sup>(b)</sup>, via della Ricerca Scientifica, IT-00133 Roma, Italy
- <sup>134</sup> INFN Sezione di Roma Tre<sup>(a)</sup>; Università Roma Tre, Dipartimento di Fisica<sup>(b)</sup>, via della Vasca Navale 84, IT-00146 Roma, Italy
- <sup>135</sup> Réseau Universitaire de Physique des Hautes Energies (RUPHE): Université Hassan II, Faculté des Sciences Ain Chock<sup>(a)</sup>, B.P. 5366, MA - Casablanca; Centre National de l'Energie des Sciences Techniques Nucleaires (CNESTEN)<sup>(b)</sup>, B.P. 1382 R.P. 10001 Rabat 10001; Université Mohamed Premier<sup>(c)</sup>, LPTPM, Faculté des Sciences, B.P.717. Bd. Mohamed VI, 60000, Oujda ; Université Mohammed V, Faculté des Sciences<sup>(d)</sup> 4 Avenue Ibn Battouta, BP 1014 RP, 10000 Rabat, Morocco
- <sup>136</sup> CEA, DSM/IRFU, Centre d'Etudes de Saclay, FR - 91191 Gif-sur-Yvette, France
- <sup>137</sup> University of California Santa Cruz, Santa Cruz Institute for Particle Physics (SCIPP), Santa Cruz, CA 95064, United States of America
- <sup>138</sup> University of Washington, Seattle, Department of Physics, Box 351560, Seattle, WA 98195-1560, United States of America
- <sup>139</sup> University of Sheffield, Department of Physics & Astronomy, Hounsfield Road, Sheffield S3 7RH, United Kingdom

- <sup>140</sup> Shinshu University, Department of Physics, Faculty of Science, 3-1-1 Asahi, Matsumoto-shi, JP - Nagano 390-8621, Japan
- <sup>141</sup> Universität Siegen, Fachbereich Physik, D 57068 Siegen, Germany
- <sup>142</sup> Simon Fraser University, Department of Physics, 8888 University Drive, CA - Burnaby, BC V5A 1S6, Canada
- <sup>143</sup> SLAC National Accelerator Laboratory, Stanford, California 94309, United States of America
- <sup>144</sup> Comenius University, Faculty of Mathematics, Physics & Informatics<sup>(a)</sup>, Mlynska dolina F2, SK - 84248 Bratislava;  
Institute of Experimental Physics of the Slovak Academy of Sciences, Dept. of Subnuclear Physics<sup>(b)</sup>, Watsonova 47, SK -  
04353 Kosice, Slovak Republic
- <sup>145</sup> <sup>(a)</sup>University of Johannesburg, Department of Physics, PO Box 524, Auckland Park, Johannesburg 2006; <sup>(b)</sup>School of  
Physics, University of the Witwatersrand, Private Bag 3, Wits 2050, Johannesburg, South Africa, South Africa
- <sup>146</sup> Stockholm University: Department of Physics<sup>(a)</sup>; The Oskar Klein Centre<sup>(b)</sup>, AlbaNova, SE - 106 91 Stockholm, Sweden
- <sup>147</sup> Royal Institute of Technology (KTH), Physics Department, SE - 106 91 Stockholm, Sweden
- <sup>148</sup> Stony Brook University, Department of Physics and Astronomy, Nicolls Road, Stony Brook, NY 11794-3800, United States  
of America
- <sup>149</sup> University of Sussex, Department of Physics and Astronomy Pevensey 2 Building, Falmer, Brighton BN1 9QH, United  
Kingdom
- <sup>150</sup> University of Sydney, School of Physics, AU - Sydney NSW 2006, Australia
- <sup>151</sup> Insitute of Physics, Academia Sinica, TW - Taipei 11529, Taiwan
- <sup>152</sup> Technion, Israel Inst. of Technology, Department of Physics, Technion City, IL - Haifa 32000, Israel
- <sup>153</sup> Tel Aviv University, Raymond and Beverly Sackler School of Physics and Astronomy, Ramat Aviv, IL - Tel Aviv 69978,  
Israel
- <sup>154</sup> Aristotle University of Thessaloniki, Faculty of Science, Department of Physics, Division of Nuclear & Particle Physics,  
University Campus, GR - 54124, Thessaloniki, Greece
- <sup>155</sup> The University of Tokyo, International Center for Elementary Particle Physics and Department of Physics, 7-3-1 Hongo,  
Bunkyo-ku, JP - Tokyo 113-0033, Japan
- <sup>156</sup> Tokyo Metropolitan University, Graduate School of Science and Technology, 1-1 Minami-Osawa, Hachioji, Tokyo  
192-0397, Japan
- <sup>157</sup> Tokyo Institute of Technology, Department of Physics, 2-12-1 O-Okayama, Meguro, Tokyo 152-8551, Japan
- <sup>158</sup> University of Toronto, Department of Physics, 60 Saint George Street, Toronto M5S 1A7, Ontario, Canada
- <sup>159</sup> TRIUMF<sup>(a)</sup>, 4004 Wesbrook Mall, Vancouver, B.C. V6T 2A3; <sup>(b)</sup>York University, Department of Physics and Astronomy,  
4700 Keele St., Toronto, Ontario, M3J 1P3, Canada

<sup>160</sup> University of Tsukuba, Institute of Pure and Applied Sciences, 1-1-1 Tennoudai, Tsukuba-shi, JP - Ibaraki 305-8571, Japan

<sup>161</sup> Tufts University, Science & Technology Center, 4 Colby Street, Medford, MA 02155, United States of America

<sup>162</sup> Universidad Antonio Narino, Centro de Investigaciones, Cra 3 Este No.47A-15, Bogota, Colombia

<sup>163</sup> University of California, Irvine, Department of Physics & Astronomy, CA 92697-4575, United States of America

<sup>164</sup> INFN Gruppo Collegato di Udine<sup>(a)</sup>; ICTP<sup>(b)</sup>, Strada Costiera 11, IT-34014, Trieste; Università di Udine, Dipartimento di Fisica<sup>(c)</sup>, via delle Scienze 208, IT - 33100 Udine, Italy

<sup>165</sup> University of Illinois, Department of Physics, 1110 West Green Street, Urbana, Illinois 61801, United States of America

<sup>166</sup> University of Uppsala, Department of Physics and Astronomy, P.O. Box 516, SE -751 20 Uppsala, Sweden

<sup>167</sup> Instituto de Física Corpuscular (IFIC) Centro Mixto UVEG-CSIC, Apdo. 22085 ES-46071 Valencia, Dept. Física At. Mol. y Nuclear; Dept. Ing. Electrónica; Univ. of Valencia, and Inst. de Microelectrónica de Barcelona (IMB-CNM-CSIC) 08193 Bellaterra, Spain

<sup>168</sup> University of British Columbia, Department of Physics, 6224 Agricultural Road, CA - Vancouver, B.C. V6T 1Z1, Canada

<sup>169</sup> University of Victoria, Department of Physics and Astronomy, P.O. Box 3055, Victoria B.C., V8W 3P6, Canada

<sup>170</sup> Waseda University, WISE, 3-4-1 Okubo, Shinjuku-ku, Tokyo, 169-8555, Japan

<sup>171</sup> The Weizmann Institute of Science, Department of Particle Physics, P.O. Box 26, IL - 76100 Rehovot, Israel

<sup>172</sup> University of Wisconsin, Department of Physics, 1150 University Avenue, WI 53706 Madison, Wisconsin, United States of America

<sup>173</sup> Julius-Maximilians-University of Würzburg, Physikalisches Institute, Am Hubland, 97074 Würzburg, Germany

<sup>174</sup> Bergische Universität, Fachbereich C, Physik, Postfach 100127, Gauss-Strasse 20, D- 42097 Wuppertal, Germany

<sup>175</sup> Yale University, Department of Physics, PO Box 208121, New Haven CT, 06520-8121, United States of America

<sup>176</sup> Yerevan Physics Institute, Alikhanian Brothers Street 2, AM - 375036 Yerevan, Armenia

<sup>177</sup> Centre de Calcul CNRS/IN2P3, Domaine scientifique de la Doua, 27 bd du 11 Novembre 1918, 69622 Villeurbanne Cedex, France

<sup>a</sup> Also at LIP, Portugal

<sup>b</sup> Also at Faculdade de Ciencias, Universidade de Lisboa, Portugal

<sup>c</sup> Also at CPPM, Marseille, France.

<sup>d</sup> Also at Centro de Física Nuclear da Universidade de Lisboa, Portugal

<sup>e</sup> Also at TRIUMF, Vancouver, Canada

<sup>f</sup> Also at FPACS, AGH-UST, Cracow, Poland

<sup>g</sup> Now at Università dell'Insubria, Dipartimento di Fisica e Matematica

- <sup>h</sup> Also at Department of Physics, University of Coimbra, Portugal
- <sup>i</sup> Now at CERN
- <sup>j</sup> Also at Università di Napoli Parthenope, Napoli, Italy
- <sup>k</sup> Also at Institute of Particle Physics (IPP), Canada
- <sup>l</sup> Also at Università di Napoli Parthenope, via A. Acton 38, IT - 80133 Napoli, Italy
- <sup>m</sup> Louisiana Tech University, 305 Wisteria Street, P.O. Box 3178, Ruston, LA 71272, United States of America
- <sup>n</sup> Also at Universidade de Lisboa, Portugal
- <sup>o</sup> At California State University, Fresno, USA
- <sup>p</sup> Also at TRIUMF, 4004 Wesbrook Mall, Vancouver, B.C. V6T 2A3, Canada
- <sup>q</sup> Also at Faculdade de Ciencias, Universidade de Lisboa, Portugal and at Centro de Fisica Nuclear da Universidade de Lisboa, Portugal
- <sup>r</sup> Also at FPACS, AGH-UST, Cracow, Poland
- <sup>s</sup> Also at California Institute of Technology, Pasadena, USA
- <sup>t</sup> Louisiana Tech University, Ruston, USA
- <sup>u</sup> Also at University of Montreal, Montreal, Canada
- <sup>v</sup> Now at Chonnam National University, Chonnam, Korea 500-757
- <sup>w</sup> Also at Institut für Experimentalphysik, Universität Hamburg, Luruper Chaussee 149, 22761 Hamburg, Germany
- <sup>x</sup> Also at Manhattan College, NY, USA
- <sup>y</sup> Also at School of Physics and Engineering, Sun Yat-sen University, China
- <sup>z</sup> Also at Taiwan Tier-1, ASGC, Academia Sinica, Taipei, Taiwan
- <sup>aa</sup> Also at School of Physics, Shandong University, Jinan, China
- <sup>ab</sup> Also at California Institute of Technology, Pasadena, USA
- <sup>ac</sup> Also at Rutherford Appleton Laboratory, Didcot, UK
- <sup>ad</sup> Also at school of physics, Shandong University, Jinan
- <sup>ae</sup> Also at Rutherford Appleton Laboratory, Didcot , UK
- <sup>af</sup> Also at TRIUMF, Vancouver, Canada
- <sup>ag</sup> Now at KEK
- <sup>ah</sup> Also at Departamento de Fisica, Universidade de Minho, Portugal
- <sup>ai</sup> University of South Carolina, Columbia, USA
- <sup>aj</sup> Also at KFKI Research Institute for Particle and Nuclear Physics, Budapest, Hungary

<sup>ak</sup> University of South Carolina, Dept. of Physics and Astronomy, 700 S. Main St, Columbia, SC 29208, United States of America

<sup>al</sup> Also at Institute of Physics, Jagiellonian University, Cracow, Poland

<sup>am</sup> Louisiana Tech University, Ruston, USA

<sup>an</sup> Also at Institut für Experimentalphysik, Universität Hamburg, Hamburg, Germany

<sup>ao</sup> University of South Carolina, Columbia, USA

<sup>ap</sup> Transfer to LHCb 31.01.2010

<sup>aq</sup> Also at Oxford University, Department of Physics, Denys Wilkinson Building, Keble Road, Oxford OX1 3RH, United Kingdom

<sup>ar</sup> Also at school of physics and engineering, Sun Yat-sen University, China

<sup>as</sup> Also at CEA

<sup>at</sup> Also at LPNHE, Paris, France

<sup>au</sup> Also at Nanjing University, China

\* Deceased