

AXPs and SGRs in the outer gap model: confronting Fermi observations

H. Tong¹

haotong@ihep.ac.cn

L. M. Song¹ and R. X. Xu²

ABSTRACT

Anomalous X-ray pulsars (AXPs) and soft gamma-ray repeaters (SGRs) are magnetar candidates, i.e., neutron stars powered by strong magnetic field. If they are indeed magnetars, they will emit high-energy gamma-rays which are detectable by Fermi-LAT according to the outer gap model. However, no significant detection is reported in recent Fermi-LAT observations of all known AXPs and SGRs. Considering the discrepancy between theory and observations, we calculate the theoretical spectra for all AXPs and SGRs with sufficient observational parameters. Our results show that most AXPs and SGRs are high-energy gamma-ray emitters if they are really magnetars. The four AXPs 1E 1547.0-5408, XTE J1810-197, 1E 1048.1-5937, and 4U 0142+61 should have been detected by Fermi-LAT. Then there is conflict between out gap model in the case of magnetars and Fermi observations. Possible explanations in the magnetar model are discussed. On the other hand, if AXPs and SGRs are fallback disk systems, i.e., accretion-powered for the persistent emissions, most of them are not high-energy gamma-ray emitters. Future deep Fermi-LAT observations of AXPs and SGRs will help us make clear whether they are magnetars or fallback disk systems.

Subject headings: gamma-rays: stars—pulsars: general—radiation mechanisms: non-thermal —stars: magnetars—stars: neutron

¹Institute of High Energy Physics, Chinese Academy of Sciences, Beijing, China

²School of Physics and State Key Laboratory of Nuclear Physics and Technology, Peking University, Beijing, China

1. Introduction

Anomalous X-ray pulsars (AXPs) and soft gamma-ray repeaters (SGRs) are two peculiar kinds of pulsar-like objects. Their persistent X-ray luminosities are in excess of their rotational energy loss rates, while at the same time they show no binary signature (review Mereghetti 2008). They also show recurrent SGR-type bursts (review Hurley 2009). Therefore, the energy budget of AXPs and SGRs is a fundamental problem in their studies. They are supposed to be magnetic field powered, i.e., magnetars (Thompson & Duncan 1995, 1996). Another possibility is that they are accretion powered systems, i.e., accretion from supernova fallback disks (Alpar 2001; Chatterjee et al. 2000; Xu et al. 2006). Then, it is of fundamental importance to determine whether they are magnetars or fallback disk systems. Solving this problem is also helpful to other high-energy astrophysical phenomena and related pulsar-like objects (Xu 2007; Tong et al. 2010a)

Cheng & Zhang (2001) proposed that although AXPs are slowly rotating neutron stars, if their surface dipole magnetic field is strong enough (i.e., if they are really magnetars) then they can accelerate particles and emit high-energy gamma-rays which are detectable by Fermi-LAT according to the outer gap model (Zhang & Cheng 1997). However, Sasmaz Mus & Gogus (2010) reported a non-detection in a Fermi-LAT observation of AXP 4U 0142+61. This observation is in conflict with the outer gap model. Tong et al. (2010b) proposed that Fermi-LAT observations can help us distinguish between the magnetar model and the fallback disk model. Recently, the Fermi-LAT collaboration have published their observations for all known AXPs and SGRs (five SGRs and eight AXPs), where still no significant detection is reported (Abdo et al. 2010b). Considering this discrepancy between theory and observations, it is then very necessary to do a comprehensive study of this issue.

In Cheng & Zhang (2001), only five AXPs are considered and the parameters they used are very uncertain, e.g., the surface temperatures are estimated from the X-ray luminosities, etc. Now, we have very good observational data for more sources (see the McGill AXP/SGR online catalog). On the other hand, there are also developments of the outer gap model (e.g., Takata et al. 2010). In this paper, with up-to-date observational parameters of AXPs and SGRs, we consider the high-energy gamma-ray radiation properties of AXPs and SGRs in the outer gap model (Zhang & Cheng 1997; Takata et al. 2010) and compare them with Fermi-LAT observations.

Section 2 is application of self-consistent outer gaps to AXPs and SGRs. We consider both the magnetar model and fallback disk model. Discussions and conclusions are presented in Section 3 and Section 4, respectively.

2. Application of self-consistent outer gaps to AXPs and SGRs

The outer gap is very successful in explaining pulsar high-energy emissions (Cheng et al. 1986; review Cheng 2009). Zhang & Cheng (1997) developed the self-consistent outer gap model where the longitudinal extension of outer gap is determined self-consistently by the $\gamma - \gamma$ pair production process. If the X-ray photons are provided by neutron star surface thermal emission, the size of outer gap is (Zhang & Cheng 1997)

$$f_{\gamma\gamma} = 4.5P^{7/6}B_{12}^{-1/2}T_6^{-2/3}R_6^{-3/2}, \quad (1)$$

where P is the neutron star rotation period, B_{12} is the surface magnetic field in units of 10^{12} G, T_6 is the surface temperature in units of 10^6 K, and R_6 is the neutron star radius in units of 10^6 cm. Here, f should be less than one for outer gap to exist. Takata et al. (2010) further considered the γ -B pair production process as a gap closure mechanism. The size of outer gap at half the light cylinder radius is (Takata et al. 2010)

$$f_m = 2^{-3/2} \times 0.25K(\chi, B_m, s)P_{-1}^{1/2}, \quad (2)$$

where P_{-1} is the rotation period in units of 0.1 seconds, K depends on the local geometry of magnetic fields at which the γ -B process takes place (Takata et al. 2010).

$$K = \chi_{-1}^2 B_{m,12}^{-2} s_7 (R/R_i)^{3/2}, \quad (3)$$

where χ_{-1} is a dimensionless parameter in units of 0.1, which depends on the angle between photon propagation direction and magnetic field, $B_{m,12}$ is the multipole field in units of 10^{12} G, s_7 is the local curvature radius in units 10^7 cm, R is the neutron star radius, and R_i is the radial distance at which the γ -B process takes place.

2.1. Calculations in the case of magnetars

With up-to-date observational parameters of AXPs and SGRs, we have calculated the gamma-ray radiation properties of all AXPs and SGRs which have period, period derivative, surface temperature, and distance measurement (except one source in SMC). Three SGRs and ten AXPs (including two candidates) are selected. The results are summarized in Table 1. The period, period derivative, surface temperature, and distance data are all from the McGill AXP/SGR catalog¹ (except the distance data of SGR 0501+4516 which is from Abdo et al. (2010b) and reference therein). The magnetic field is calculated from $B =$

¹<http://www.physics.mcgill.ca/~pulsar/magnetar/main.html>, up to February 9, 2011

$6.4 \times 10^{19} \sqrt{P\dot{P}}$, which is 2 times larger than usually reported since polar magnetic field is more important in the case of pulsar radiation (Shapiro & Teukolsky 1983). We consider the typical case with inclination angle equals 60° (Cheng & Zhang 2001). The solid angle is chosen as $\Delta\Omega = 1$. A star radius $R = 12$ km is employed, which corresponds to medium to stiff equation of state. A medium to stiff equation of state is favored by the recently measured 2 solar-mass neutron star (Demorest et al. 2010).

For a magnetar, whose surface magnetic field is about 10^{15} G, the γ -B pair production process will take place at about 10 stellar radius where the magnetic field is about 10^{12} G. Then the K-parameter in Equation (2) is about 2. Since magnetars are slowly rotating neutron stars, the size of outer gap f_m will always be larger than one. Therefore, for magnetars, the gap closure mechanism will be dominated by the $\gamma - \gamma$ pair production process. This conclusion is depicted quantitatively in Table 1. From Table 1, we see that only for one AXP 1E 2259+586, the size of outer gap is larger than one. Therefore, this AXP will not emit high-energy gamma-rays. For the rest of AXPs and SGRs, they are all high-energy gamma-ray emitters according to the outer gap model (Zhang & Cheng 1997).

The theoretical spectra energy distributions (SEDs) are calculated following Zhang & Cheng (1997), Cheng & Zhang (2001). For the three SGRs and nine AXPs (including two candidate AXPs), their spectra are shown in Figure 1 and 2, and summarized in Table 1. We see that due to their large distances, the three SGRs (SGR 1806-20, SGR 1900+14, and SGR 0501+4516) and four AXPs (CXO J164710.2-455216, 1RXS J170849.0-400910, 1E 1841-045, and PSR J1622-4950) can not be detected by Fermi-LAT for one year exposure time, i.e., their SEDs lie below the Fermi-LAT sensitivity curve. For CXOU J171405.7-381031, its SEDs lie in the vicinity of Fermi-LAT sensitivity curve. Therefore, the detectability is only marginal. The most notable exceptions are 1E 1547.0-5408, XTE J1810-197, 1E 1048.1-5937, and 4U 0142+61, whose SEDs lie well above the Fermi-LAT sensitivity curve. Therefore, they should be detected by Fermi-LAT observations.

2.2. Comparison with Fermi-LAT observations

The Fermi-LAT collaboration have published their observations for all known AXPs and SGRs (Abdo et al. 2010b, five SGRs and eight AXPs). Despite 17 months of Fermi-LAT observations, no significant detection is reported. For the three SGRs and eight AXPs considered in this paper in Table 1 (except two candidate AXPs), they are all observed by Fermi-LAT (cf. Table 1 in Abdo et al. 2010b).

For 1E 2259+586, it will not emit high-energy gamma-rays according to the outer gap

Table 1: Size of outer gap for three SGRs and ten AXPs. Column one to eight are source name, period, period derivative, surface temperature, distance, size of outer gap $f_{\gamma\gamma}$, size of outer gap f_m , and its detectability by Fermi-LAT for one year exposure time. The two candidate AXPs PSR J1622-4950, and CXOU J171405.7-381031 are also included. All data are from the McGill AXP/SGR catalog (except the distance data of SGR 0501+4516 which is from Abdo et al. (2010b) and reference therein).

Source	P (sec)	\dot{P} (10^{-11})	T_{BB} (keV)	d (kpc)	$f_{\gamma\gamma}^c$	f_m	Detectability
SGR 1806-20	7.6022	75	0.6	8.7	0.14 (0.19)	1.54	NO
SGR 1900+14	5.1999	9.2	0.47	13.5 ^a	0.20 (0.27)	1.27	NO
SGR 0501+4516	5.7621	0.582	0.69	5.0	0.34 (0.45)	1.34	NO
1E 1547.0-5408	2.0698	2.318	0.43	3.9	0.13 (0.17)	0.80	YES
XTE J1810-197	5.5404	0.777	0.301 ^d	3.5	0.54 (0.70)	1.32	YES
1E 1048.1-5937	6.4521	2.70	0.623	2.7	0.28 (0.37)	1.42	YES
1E 2259+586	6.9789	0.048	0.411	4.0	1.1 (1.4)	1.48	Never
4U 0142+61	8.6883	0.196	0.395	2.5 ^b	0.95 (1.3)	1.65	YES
CXO J164710.2-455216	10.6107	0.24	0.63	5	0.80 (1.05)	1.82	NO
1RXS J170849.0-400910	10.999	1.945	0.456	8	0.61 (0.80)	1.85	NO
1E 1841-045	11.775	4.1551	0.44	8.5	0.55 (0.72)	1.92	NO
PSR J1622-4950	4.3261	1.7	0.4	9	0.29 (0.38)	1.16	NO
CXOU J171405.7-381031	3.8254	6.40	0.38	8	0.19 (0.25)	1.09	Marginal

Notes:

^a: median value is employed

^b: lower limit is employed

^c: $f_{\gamma\gamma}$ when star radius $R = 12$ km ($R = 10$ km in brackets)

^d: the temperature of the hotter component is employed

model (Zhang & Cheng 1997). For the three SGRs (SGR 1806-20, SGR 1900+14, and SGR 0501+4516) and three AXPs (CXO J164710.2-455216, 1RXS J170849.0-400910, and 1E 1841-045), mainly due to their large distances, they can not be detected by Fermi-LAT for one year exposure time (17 months exposure time will not make qualitative improvements). Therefore, for these seven sources, current Fermi-LAT observations can not put constraints on theoretical models, i.e., they can be either magnetars or fallback disk systems (see Section 2.4).

Notable exceptions are 1E 1547.0-5408, XTE J1810-197, 1E 1048.1-5937, and 4U 0142+61, which should have been detected by Fermi-LAT for 17 months observations. Therefore, there are conflicts between outer gap predictions in the case of magnetars and Fermi-LAT observations. As noticed by Tong et al. (2010b) for the single case of 4U 0142+61, the non-detection in Fermi-LAT observations may propose challenges to the magnetar model. Now, the conflicts between theory and observations are more severe for these four AXPs. We also compare the theoretical SEDs of these four sources with their observational upper limits, shown in

Figure 3. The upper limits for 1E 1547.0-5408, XTE J1810-197, and 1E 1048.1-5937 can not provide strong constraints at present. The upper limits for 4U 0142+61 lie already below the theoretical SEDs for large inclination angles.

2.3. The applicability of outer gap model to magnetars

In the magnetar model for AXPs and SGRs, both the bursts and persistent emissions are powered by magnetic field (Thompson & Duncan 1995, 1996). While, the self-consistent outer gap model is original designed for rotation powered pulsars (Zhang & Cheng 1997). Therefore, the applicability of outer gap model to magnetars may seem not very convincing at first sight. However, when deducing the star magnetic field from timing observations, the magnetic dipole braking mechanism is employed as in the case of rotation powered pulsars (e.g., Kouveliotou et al. 1998). The consequence of magnetic dipole braking is that the rotational energy of AXPs and SGRs are carried away by similar processes to that of rotation powered pulsars. Therefore, there should be some rotation powered activities in magnetars and the high-energy gamma-ray emissions are just one of them (Zhang 2003). The high-energy gamma-ray properties of AXPs and SGRs discussed in previous sections are the consequences of their strong surface dipole field.

The magnetosphere of magnetars may be more complicated than that of rotation powered pulsars, e.g., it may be twisted (Thompson et al. 2002). A twisted magnetosphere contains higher multipoles in addition to a dipole component. Far away in the outer magnetosphere (as in the case of outer gap model), the higher multipoles will be suppressed dramatically. Thus the dipole component will dominate in the outer magnetosphere of magnetars. The magnetic field strength there is below the quantum critical value. Therefore, we can apply the outer gap model to magnetars (Cheng & Zhang 2001). Considering the detailed electrodynamics of magnetars, the magnetic field is only quantitatively stronger than the dipole case (Thompson et al. 2002). The corotation charge density now has an extra term in addition to the Goldreich-Julian term $\rho = \rho_{\text{GJ}} + \rho_{\text{twist}}$ (Thompson et al. 2002). However, the twist term is only present in closed field line regions in the vicinity of neutron star surface where the magnetic field is strong and highly twisted (Beloborodov & Thompson 2007). In the outer magnetosphere where the magnetic field has been decreased greatly, the Goldreich-Julian term will dominate and we expect there will also be null charge surfaces as in the case of rotation powered pulsars. The existence of null charge surface ensures the existence of outer gaps (Cheng et al. 1986).

Simulations of pair cascades in strong magnetic field show that the main results are not strongly affected by photon splitting and a magnetar strength field but only dependent on

the acceleration potential (Medin & Lai 2010). The the maximum acceleration potential from a rotating dipole is $6.6 \times 10^{12} B_{12} P^{-2}$ V (Cheng 2009). For AXPs and SGRs whose rotation period is about 10 seconds, if their surface magnetic fields are about 10^{15} G, then they may accelerate particles to high enough energy and emit high-energy gamma-rays.

In conclusion, the applicability of outer gap model to magnetars is plausible. AXPs and SGRs are high-energy gamma-ray emitters in the magnetar model because they have strong surface dipole field.

2.4. The case of fallback disk systems

We now consider the possibility that AXPs and SGRs are fallback disk systems (Alpar 2001; Chatterjee et al. 2000). The accretion flow will quench the magnetospheric activities of the putative neutron star. The radiation due to accretion will be mainly in the soft X-ray and hard X-ray band (Frank et al. 2003). Recent fallback disk modeling of AXPs and SGRs can explain their soft and hard X-ray spectra uniformly (Trumper et al. 2010). Fermi-LAT observations of the most luminous AXP 4U 0142+61 also indicate an energy break at about 1 MeV (Sasmaz Mus & Gogus 2010; Abdo et al. 2010b).

High-energy gamma-ray radiation of AXPs and SGRs in the fallback disk case are considered by Ertan & Cheng (2004) in the disk-star dynamo model (they only calculate the case of AXP 4U 0142+61). In order to generate high-energy gamma-rays, the inner disk has to rotate faster than the neutron star. However, this can not be fulfilled for the debris disk around AXP 4U 0142+61 either as a passive disk (Wang et al. 2006) or a gaseous accretion disk (Ertan et al. 2007). On the other hand, the outer gap is not supposed to operate in the fallback disk case mainly due to the dense accretion flow. Therefore, AXPs and SGRs are not high-energy gamma-ray emitters if they are fallback disk systems.

3. Discussions

Our calculations show that the gap closure mechanism is dominated by $\gamma - \gamma$ pair production process in the case of magnetars. The seed X-ray photons are provided by surface thermal emission. Observationally there is also a power law component of soft X-ray photons (Mereghetti 2008). The inclusion of power law soft X-ray photons will enhance the magnetospheric activities of magnetars (Zhang & Cheng 2002). However, physical modeling of the power law component shows that it is also of thermal origin both in the case of magnetars (Lyutikov & Gavril 2006; Tong et al. 2010a) and in the case of fallback disk

systems (Trumper et al. 2010).

The inclination angle is the main factor determining the spectra shape for different sources, see Figure 3. The larger the inclination angle, the harder the gamma-ray spectra. Modern outer gap model shows that the outer gap may extend below the null charge surface (Hirotani 2006). Tong et al. (2010b) try to take this effect into consideration when calculating the gamma-ray spectra. The corresponding spectra is similar to the case of large inclination angles, e.g., 75° .

During our calculations, the solid angle $\Delta\Omega$ is chosen as unity which is usually assumed (Cheng & Zhang 2001 and references therein). Outer gap modeling of Fermi gamma-ray pulsars also gives an average solid angle of order unity (Wang et al. 2010).

The AXPs and SGRs lie mainly in the Galactic plane. The Fermi-LAT threshold sensitivity may be 3-5 times larger in the Galactic plane than that at higher latitude as in the case of gamma-ray pulsars (Abdo et al. 2010a). This will render the Fermi-LAT detectability marginal even for the four most gamma-ray luminous AXPs 1E 1547.0-5408, XTE J1810-197, 1E 1048.1-5937, and 4U 0142+61. The 17 months exposure improves the Fermi-LAT sensitivity curve in Figure 1 and 2 quantitatively. Future deeper Fermi-LAT observations are required in order to make clear this issue.

In addition to the outer gap model, there are also other high-energy gamma-ray emission mechanisms. For ordinary gamma-ray pulsars, the high-energy gamma-ray radiation should come from the outer magnetosphere (Abdo et al. 2010a). Outer gap (Cheng 2009), slot gap (Harding 2009), and annular gap (Qiao et al. 2007), etc, are possible candidates. Calculations in other high-energy emission models are called for.

In this paper, we mainly concern about the high-energy gamma-ray properties of AXPs and SGRs. Tong et al. (2010b) discussed the multiwave properties of 4U 0142+61 as an example. The demerit of fallback disk model for AXPs and SGRs is that it can not account for the bursts easily (e.g., Trumper et al. 2010). However, bursts (especially giant flares) in the accretion model are not absolutely impossible (see discussions of Rothschild et al. 2002; Xu et al. 2006; Ertan et al. 2007).

As first pointed out by Tong et al. (2010b), the non-detection in Fermi observations of all AXPs and SGRs provides challenges to the magnetar model. AXPs and SGRs are high-energy gamma-ray emitters in the magnetar model because they have strong surface dipole field. The strong surface dipole field is the consequence of magnetic dipole braking (e.g., Kouveliotou et al. 1998). Since AXPs and SGRs are assumed to be magnetic field powered in the magnetar model, it is possible that they have different braking mechanisms to that of rotation powered pulsars (e.g., wind braking, Harding et al. 1999). Assuming

wind braking for all AXPs and SGRs, the corresponding surface dipole field is in the range of normal radio pulsars (Harding et al. 1999, they only calculated the case of SGR 1806-20). This may explain the non-detection of Fermi-LAT observations of all AXPs and SGRs, at the expenses of dropping the commonly referred magnetic dipole braking assumption and the consequent strong surface dipole field. The recently discovered low magnetic field SGR (SGR 0418+5729 with $B_{\text{dipole}} < 7.5 \times 10^{12}$ G, Rea et al. 2010) is consistent with the above analysis. Detailed calculations will be presented in a separate paper.

In the future, if Fermi-LAT can detect high-energy gamma-ray emissions from one AXP or SGR, it will be strong evidence for magnetar dipole field ($B_{\text{dipole}} \sim 10^{14} - 10^{15}$ G) for this source. This will also open another window for measuring the effect of strong magnetic fields, i.e., through unipolar induction effect. This method is independent of timing measurement, which may be magnetic dipole braking or disk braking. On the other hand, if still no significant detection is reported in Fermi-LAT deep observations, it will provide severe challenges to the magnetar model. From figure 1 and 2, we see that for many AXPs and SGRs, their theoretical spectra are two or three times lower than the Fermi-LAT one year sensitivity curve. Four (nine) years exposure time will make the sensitivity curve two (three) times lower. Therefore, we expect future four to nine years exposure time will make clear this issue.

4. Conclusions

In this paper, we calculate the application of self-consistent outer gaps (Zhang & Cheng 1997; Takata et al. 2010) to the case of magnetars and compare the results with Fermi-LAT observations of all known AXPs and SGRs (Abdo et al. 2010b). Our calculations show that most AXPs and SGRs will emit high-energy gamma-rays and the gap closure mechanism is dominated by $\gamma - \gamma$ pair production process, if they are really magnetars. For the most gamma-ray luminous AXPs 1E 1547.0-5408, XTE J1810-197, 1E 1048.1-5937, and 4U 0142+61, their SEDs are above the Fermi-LAT sensitivity curve and should have been detected by Fermi-LAT. The observational upper limits of 4U 0142+61 are below the theoretical SEDs for large inclination angles. Therefore, there is conflict between outer gap model (Zhang & Cheng 1997) in the case of magnetars and Fermi-LAT observations.

It is possible that AXPs and SGRs are wind braking, i.e., magnetars without a strong surface dipole field (Harding et al. 1999). It can not be excluded that AXPs and SGRs are fallback disk systems (Alpar 2001; Chatterjee et al. 2000; Xu et al. 2006). Considering the uncertainties in the outer gap modeling (e.g., the solid angle), future deeper Fermi-LAT observations are required. It will help us make clear whether AXPs and SGRs are magnetars

or fallback disk systems.

Acknowledgments

This work is supported by the National Natural Science Foundation of China (Grant Nos. 10935001, 10973002), the National Basic Research Program of China (Grant No. 2009CB824800), and the John Templeton Foundation.

REFERENCES

- Abdo, A. A., et al. 2010a, *ApJS*, 187, 460
- Abdo, A. A., et al. 2010b, *ApJ*, 725, L73
- Alpar, M. A. 2001, *ApJ*, 554, 1245
- Atwood, W. B., et al. 2009, *ApJ*, 697, 1071
- Beloborodov, A. M., & Thompson, C. 2007, *ApJ*, 657, 967
- Chatterjee, P., Hernquist, L., & Narayan, R. 2000, *ApJ*, 534, 373
- Cheng, K. S. 2009, *ApSS*, 357, 481
- Cheng, K. S., Ho, C., & Ruderman, M. 1986, *ApJ*, 300, 500
- Cheng, K. S., & Zhang, L. 2001, *ApJ*, 562, 918
- Demorest, P. B., Pennucci, T., Ranson, S. M., Roberts, M. S. E., & Hessels, J. W. T. 2010, *Nature*, 467, 1081
- Ertan, U., & Cheng, K. S. 2004, *ApJ*, 605, 840
- Ertan, U., Erkut, M. H., Eksi, K. Y., & Alpar, M. A. 2007, *ApJ*, 657, 441
- Frank, J., King, A., & Raine, D. 2003, *Accretion power in astrophysics*, Cambridge University Press, Cambridge
- Harding, A. K., Contopoulos, I., & Kazanas, D. 1999, *ApJ*, 525, L125
- Harding, A. K. 2009, *ApSS*, 357, 521

- Hirotsu, K. 2006, *ApJ*, 652, 1475
- Hurley, K. 2009, *ApSS*, 357, 575
- Kouveliotou, C., et al. 1998, *Nature*, 393, 235
- Lyutikov, M., & Gavril, F. P. 2006, *MNRAS*, 368, 690
- Medin, Z., & Lai, D. 2010, *MNRAS*, 406, 1379
- Mereghetti, S. 2008, *A&ARv*, 15, 225
- Qiao, G. J., Lee, K. J., Zhang, B., Wang, H. G., & Xu, R. X. 2007, *ChJAA*, 7, 496
- Rea, N., et al. 2010, *Science*, 330, 944
- Rothschild, R. E., Lingenfelter, R. E., & Marsden, D. 2002, In: *Neutron Stars in Supernova Remnants*, ASP Conference Series, 271, 257 (astro-ph/0112121)
- Sasmaz Mus, S., & Gogus, E. 2010, *ApJ*, 723, 100
- Shapiro, S. L., & Teukolsky S. A. 1983, *Black holes, white dwarfs, and neutron stars*, John Wiley & Sons, New York
- Takata, J., Wang, Y., & Cheng, K. S. 2010, *ApJ*, 715, 1318
- Thompson, C., & Duncan, R. C. 1995, *MNRAS*, 275, 255
- Thompson, C., & Duncan, R. C. 1996, *ApJ*, 473, 322
- Thompson, C., Lyutikov, M., & Kulkarni, S. R. 2002, *ApJ*, 574, 332
- Tong, H., Xu, R. X., Peng, Q. H., & Song, L. M. 2010a, *RAA*, 10, 553
- Tong, H., Song, L. M., & Xu, R. X. 2010b, *ApJ*, 725, L196
- Trumper, J. E., Zezas, A., Ertan, U., & Kylafis, N. D. 2010, *A&A*, 518, 46
- Wang, Z. X., Chakrabarty, D., & Kaplan, D. L. 2006, *Nature*, 440, 772
- Wang, Y., Takata, J., & Cheng, K. S. 2010, *ApJ*, 720, 178
- Xu, R. X., Tao, D. J., & Yang, Y. 2006, *MNRAS*, 373, 85
- Xu, R. X. 2007, *Advances in space research*, 40, 1453

Zhang, B. 2003, In: Stellar astrophysics - a tribute to Helmut A. Abt, Astrophysics and Space Science Library, 298, 27 (astro-ph/0212016)

Zhang, L., & Cheng, K. S. 1997, ApJ, 487, 370

Zhang, L., & Cheng, K. S. 2002, ApJ, 579, 716

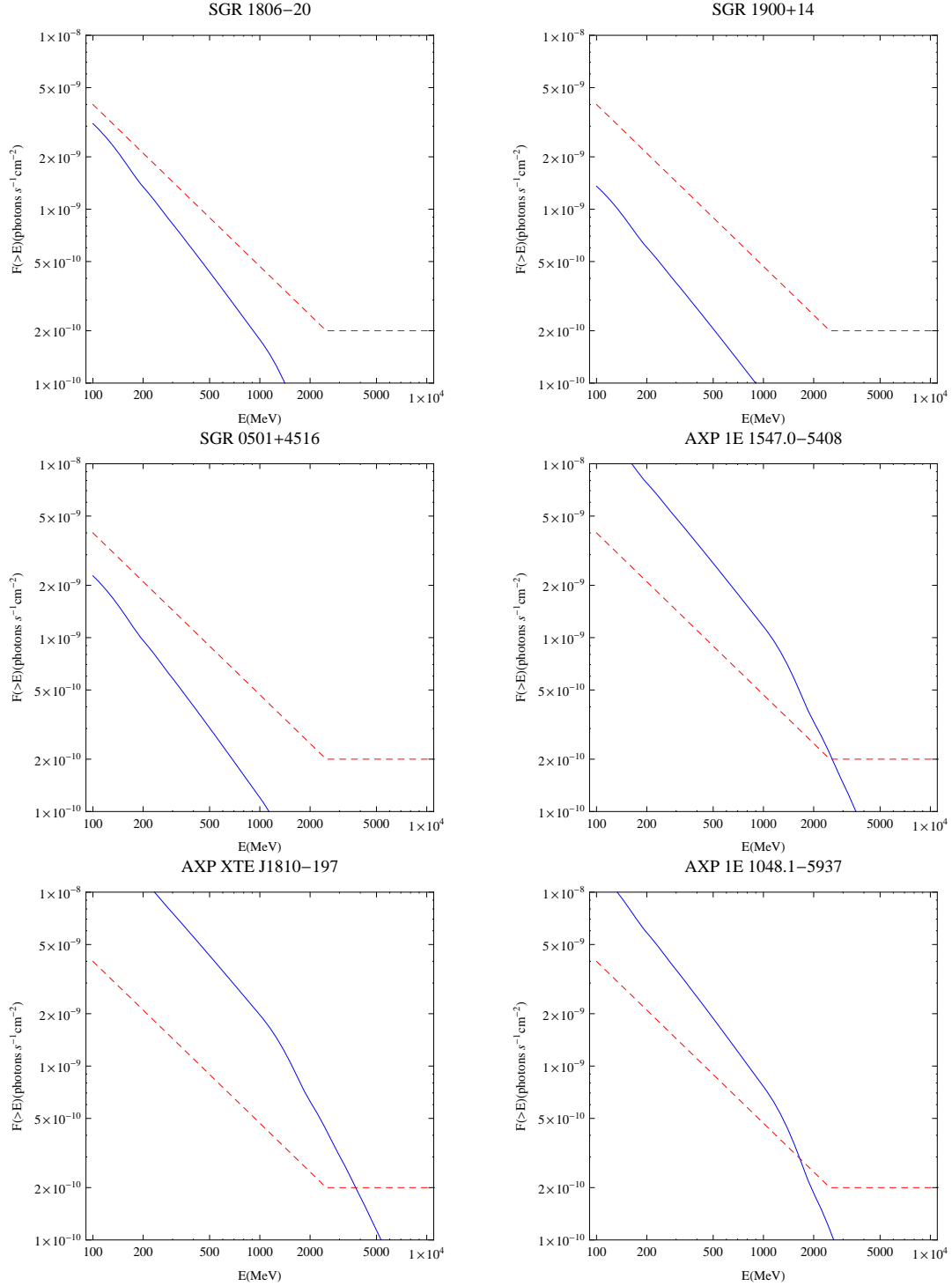


Fig. 1.— Integral spectra vs. Fermi-LAT sensitivity curve. The solid line is the theoretical spectra according to the out gap model (Zhang & Cheng 1997; Cheng & Zhang 2001). The dashed line is the Fermi-LAT sensitivity curve for one year exposure time (Atwood et al 2009). Typical calculations for SGR 1806-20, SGR 1900+14, SGR 0501+4516, 1E 1547.0-5408, XTE J1810-197, and 1E 1048.1-5937.

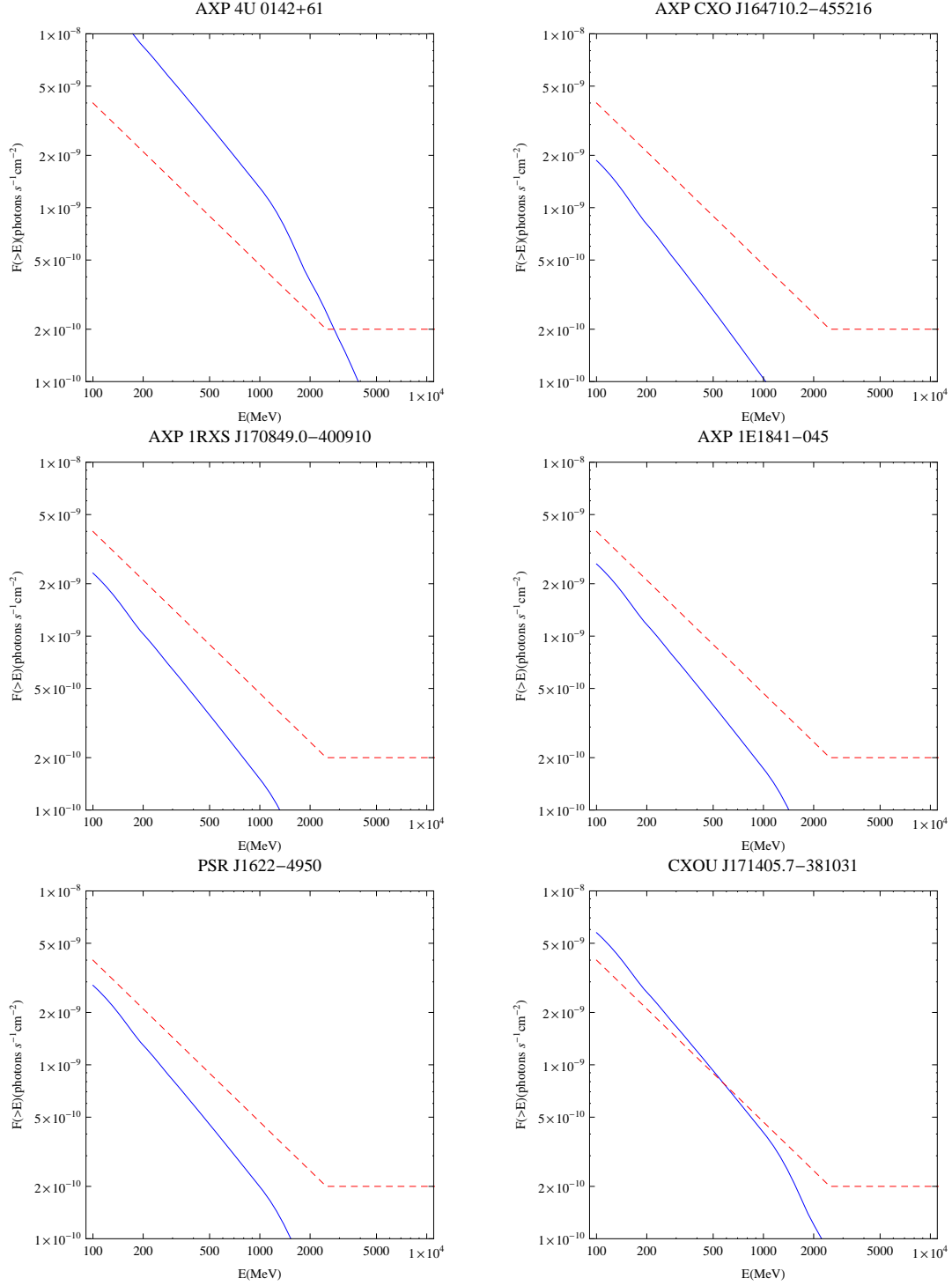


Fig. 2.— Integral spectra vs. Fermi-LAT sensitivity curve. Typical calculations for 4U 0142+61, CXO J164710.2-455216, 1RXS J170849.0-400910, 1E 1841-045, PSR J1622-4950, and CXOU J171405.7-381031.

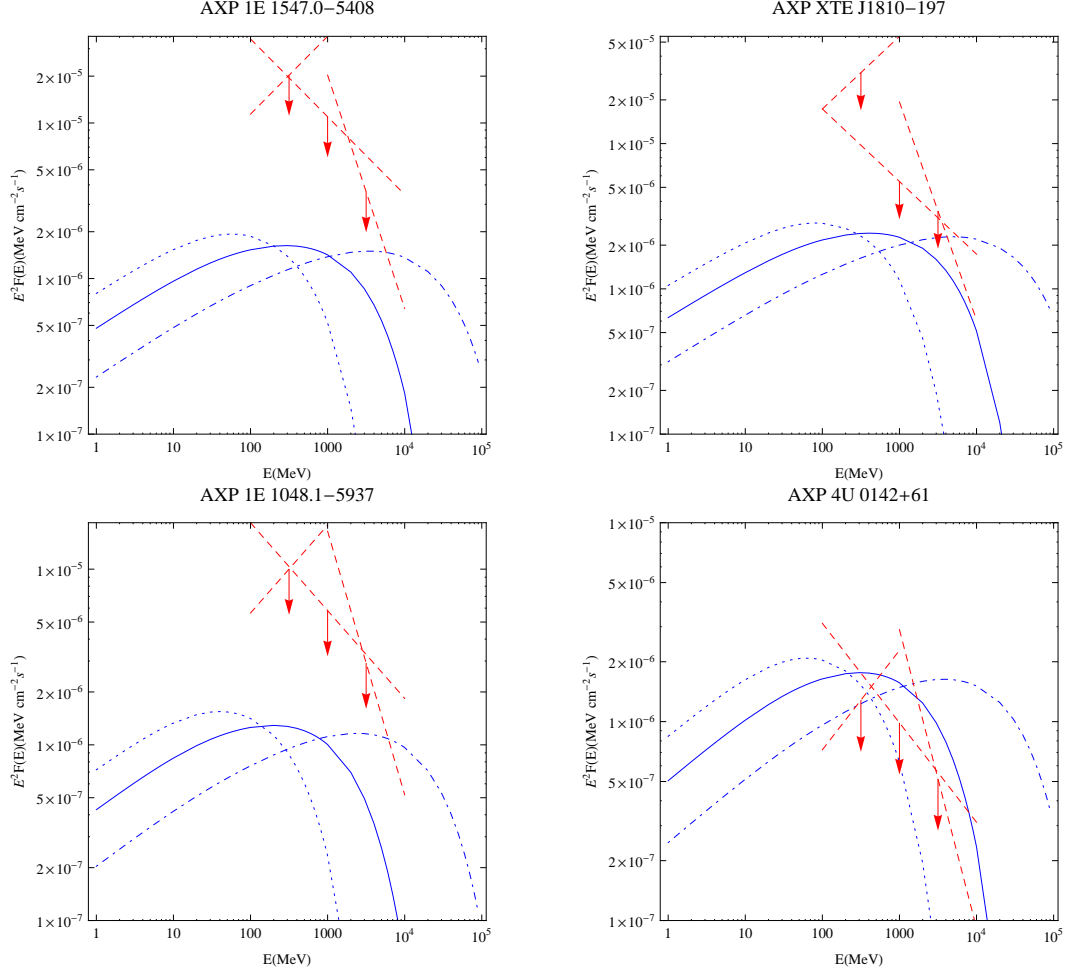


Fig. 3.— Theoretical spectra energy distributions vs. Fermi-LAT upper limits. The dotted, solid, and dot-dashed lines are theoretical spectra for inclination angle 45° , 60° , 75° respectively (Zhang & Cheng 1997; Cheng & Zhang 2001). The dashed lines are Fermi-LAT upper limits in energy ranges 0.1–10 GeV, 0.1–1 GeV, and 1–10 GeV (Abdo et al. 2010b). We only show the calculations for 1E 1547.0–5408, XTE J1810–197, 1E 1048.1–5937, and 4U 0142+61, which should have been detected by Fermi-LAT for one year exposure time.