

# Enzyme sharing as a cause of multistationarity in signaling systems

Elisenda Feliu<sup>1</sup>, Carsten Wiuf<sup>1</sup>

April 16, 2022

## Abstract

Multistability in biological systems is seen as a mechanism of cellular decision making. Biological systems are known in which several different kinases phosphorylate a single substrate and others where a single kinase phosphorylate several different substrates. Furthermore, phosphorylation in more than one site can be carried out by a unique kinase or, as in the case of priming kinases, different ones (and similarly for phosphatases).

In this paper we determine the emergence of multistationarity in small motifs that repeatedly occur in signaling pathways. Our modules are built on a one-site modification cycle and contain one or two cycles combined in all possible ways with the above features regarding the number of modification sites, and competition and non-specificity of enzymes, incorporated.

We conclude that multistationarity arises whenever a single enzyme is responsible for catalyzing the modification of two different but linked substrates and that the presence of multiple steady states requires two opposing dynamics (e.g. phosphatase and kinase) acting on the same substrate.

The mathematical modeling is based on mass-action kinetics and the conclusions are derived in full generality without restoring to simulations or random generation of parameters.

## 1 Introduction

Post-translational modifications of proteins (e.g. phosphorylation, acetylation, and methylation) are important in regulation of many cellular processes. Modifications are made to specific amino acid residues in the protein sequence by the addition of a modifier group (e.g. phosphate, acetyl, and methyl) and are reversed through demodification by removal of the modifier group. Modification and demodification are usually catalyzed by enzymes.

Phosphorylation is the most frequent form of modification affecting around 30% of all proteins in humans [5]. In eukaryotes, phosphorylation occurs mostly in serine, threonine

---

<sup>1</sup>Bioinformatics Research Centre, Aarhus University, C. F. Møllers Alle 8, Building 1110, DK-8000 Aarhus C, Denmark

and tyrosine residues, while in two component systems in prokaryotes phosphorylation occurs in histidine and aspartate residues. The modifier enzyme is called kinase while the demodifier enzyme is called phosphatase.

After the completion of the human genome project, genome analysis suggested that the number of kinases is around 500 [19], while the number of phosphatases is smaller by two thirds [5], i.e. around 150. Two major protein phosphatases, protein phosphatase 1 and 2A (PP-1, PP-2A), account for more than 90% of all phosphatase activity on serine and threonine residues [32]. More than 50 targets of PP-1 have already been characterized [7].

Several protein substrates share the same catalyzing enzymes in (de)phosphorylation processes. Moreover, different kinases or phosphatases can catalyze the same reaction, although the reactions might take place in different subcellular localizations. A source of examples of these phenomena is found in the well-studied MAPK cascades. For instance, the active kinases ERK1, ERK2 and the kinase products of the p38 pathway catalyze the phosphorylation of different substrates, e.g. the mitogen- and stress-activated protein kinase (MSK) 1/2 and the MAP kinase signal-integrating kinase (MNK) 1/2 [18]. In addition, we find examples of different phosphatases acting on the same substrate; for example the MAPK phosphatase MPK-1 or the protein Tyr phosphatase PTP-SL acting on ERK1 [25]. Another example of a multitask kinase found outside the MAPK signaling is the glycogen synthase kinase 3 (GSK-3) [10].

Additionally, it has been observed in certain processes that modification catalyzed by one enzyme can be reversed by the same enzyme acting as a phosphatase. This is the case for the HPrK/P kinase-phosphatase which regulates the utilization of carbon sources in Gram positive bacteria [4].

Protein kinases are themselves regulated by different activation/deactivation mechanisms, commonly including phosphorylation [16]. Hence, signal transmission generally takes the form of cascades and pathways involving several modification steps and substrates. The main example is the family of MAPK cascades, but there are many other examples including protein kinase A (PKA) that phosphorylates phosphorylase kinase, which in turn phosphorylates glycogen phosphorylase. Also in this cascade, dephosphorylation in the two different layers is carried out by the same phosphatase, PP-1 [12, Fig. 7.17], [8].

The complexity in the interplay of enzymes and substrates is further increased by the fact that in eukaryotes, phosphorylation of most proteins takes place in more than one site [21], potentially resulting in different biological effects [31]. (De)phosphorylation of the different sites might follow a random order, like phosphorylation of ERK catalyzed by the kinase MEK, or a sequential order, like dephosphorylation of ERK2 catalyzed by DUSP6 [13]. Additionally, phosphorylation at different sites might be carried out by different enzymes, which is the case for primed kinases (e.g. GSK-3, [6]), or by the same enzyme. For example, Akt1 is activated by a three site sequential phosphorylation carried out by different kinases and the activation is reversed by dephosphorylation catalyzed by three different phosphatases as well [32, Fig 12].

Finally, multisite phosphorylation catalyzed by the same enzyme can occur in a processive way, in which all sites are phosphorylated while the enzyme is bound to the

target protein (substrate), or in distributive way, where only one site is phosphorylated at a time. In practice, most enzymes follow an intermediate mechanism, in which several encounters occur but more than one site can be phosphorylated at each encounter [24].

In recent years, there has been a growing interest in multistationarity (the existence of more than one state under the same biological conditions) as a mechanism for cellular decision making. How it arises is therefore fundamental to our understanding of cell signaling. It has been shown, following different modeling strategies, that feedback in signaling networks as well as multisite phosphorylation can both account for multistationarity [17, 20, 29]. These studies assume that the same kinase or phosphatase catalyzes all modifications of the substrate.

In this work, we analyze different small motifs that occur in phosphorylation processes (as outlined above) in which different kinases and/or phosphatases compete for the same substrate or are responsible for different site modifications. We determine when multistationarity can arise for each of the motifs, as well as the necessary biological conditions leading to it.

*Acknowledgments.* EF has received support from the postdoctoral grant of the “Ministerio de Educación” of Spain and project MTM2009-14163-C02-01 from the “Ministerio de Ciencia e Innovación”. CW is supported by the Lundbeck Foundation, Denmark.

## 2 Motifs

### 2.1 Description

The basic building block of the motifs is a one-site phosphorylation cycle, where an unphosphorylated substrate  $S$  becomes phosphorylated  $S^*$ . The reaction is catalyzed by a kinase  $E$ . The substrate is dephosphorylated by a phosphatase  $F$ , as shown in Figure 1a. Hence, it is assumed that all modifications can be reversed.

To understand how multistationarity relates to the presence of the same/different enzymes we need to base our investigation on a motif that does not show multistationarity itself. Since it is known that a two-site phosphorylation cycle like the one in Figure 1g can exhibit multistationarity [20, 29], we build the motifs from the one-site cycle. Although this module has been exhaustively studied [14, 15, 3, 23], we will overview some analytical properties derived from our modeling for later use.

Figures 1a, 1b, 1c and 1d cover the different possibilities for a one-site modification process. Figure 1b represents a modification catalyzed by an enzyme  $E$  that can be reversed by the same enzyme. Figures 1c and 1d account for the competition between different kinases or phosphatases to catalyze the same modification.

When combining two one-site cycles into a two-site modification cycle (also known as a futile cycle), different scenarios are possible. If both phosphorylation and dephosphorylation occur sequentially, we obtain figures 1e, 1f and 1g. The first of them represents a system in which each modification is catalyzed by a different enzyme. In Figure 1f, we assume that the same kinase catalyzes the two modifications, but keep the assumption that dephosphorylation is carried out by different phosphatases. By symmetry, this

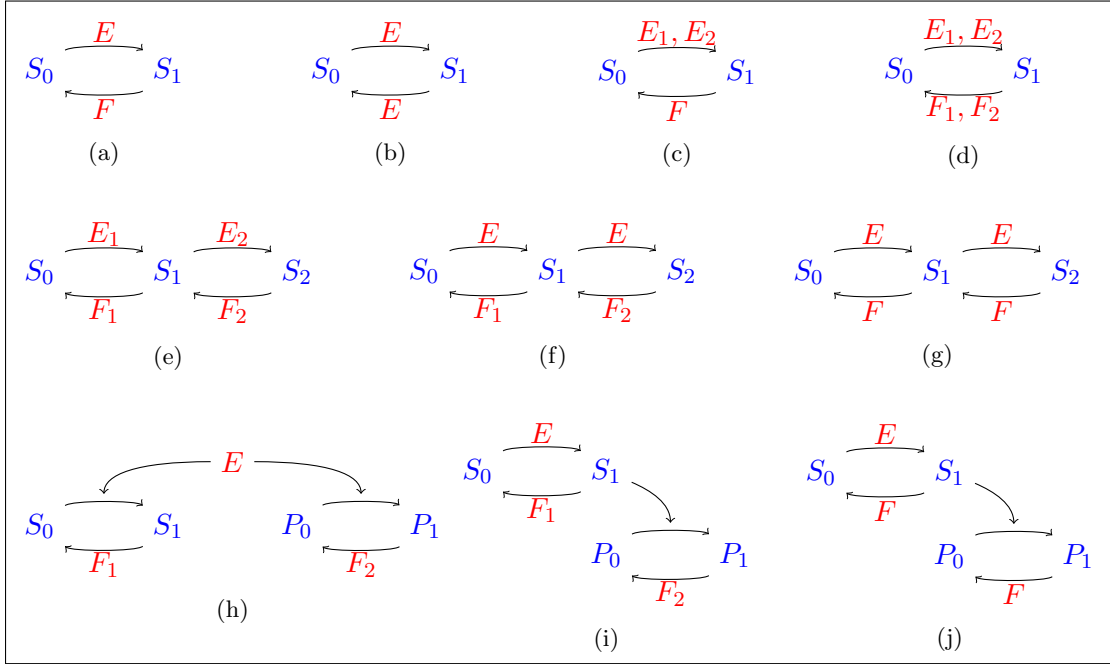


Figure 1: Motifs tested for multistationarity. Motifs (f), (g) and (j) are the only motifs that admit multiple steady states.

motif represents as well a module in which the same phosphatase but different kinases are required at each site. Figure 1g depicts phosphorylation carried out by the same kinase and dephosphorylation by the same phosphatase. This system has been intensively studied in the literature, e.g. [20, 9, 30, 29], and thus it will not be analyzed further here. It exhibits multistability (precisely at most three steady states, two of which are believed to be stable), although the parameter region of multistability is not yet fully characterized.

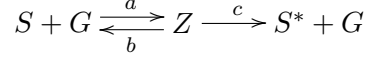
Figure 1h shows a system in which two different substrates share the same kinase. This motif represents as well, by symmetry, a system in which two different substrates are dephosphorylated by the same phosphatase but phosphorylated by different kinases.

Finally, two one-site modification cycles can be combined in a cascade motif, where the activated substrate of the first cycle acts as the kinase of the next cycle. In Figure 1i, dephosphorylation of the two different substrates is catalyzed by different phosphatases. In Figure 1j, the phosphatases are not specific. The first cascade motif (Figure 1i) was studied for arbitrary length in [11], where we showed that the system admits only one steady state. Thus, this motif will not be covered here.

## 2.2 Mathematical modeling

We assume that any (de)modification  $S \rightarrow S^*$  by an enzyme  $G$  follows the classical *Michaelis-Menten* mechanism in which an intermediate complex  $Z$  is formed reversibly

but upon modification it separates irreversibly:



Imposing *mass-action kinetics*, the concentrations over time of each building block in Figure 1 can be modeled by a system of polynomial differential equations. For example, the concentrations of the chemical species in Figure 1a are described by the following system of differential equations:

$$\begin{aligned} \dot{E} &= (b^E + c^E)X - a^E ES_0 & \dot{F} &= (b^F + c^F)Y - a^F FS_1 \\ \dot{X} &= -(b^E + c^E)X + a^E ES_0 & \dot{Y} &= -(b^F + c^F)Y + a^F FS_1 \\ \dot{S}_0 &= b^E X + c^E Y - a^E ES_0 & \dot{S}_1 &= c^F X + b^F Y - a^F FS_1. \end{aligned}$$

The phosphate donor, generally ATP, is assumed to be in abundance and hence not modeled explicitly. In the equations above, the dot denotes  $d/dt$ ,  $X$  is the intermediate complex formed by the kinase  $E$  and  $S_0$  (phosphorylation) and  $Y$  the intermediate complex formed by the phosphatase  $F$  and  $S_1$  (dephosphorylation). Then, the steady states, or equilibrium points, of the system are solutions to the polynomial system of equations obtained by setting all differentials to zero. These systems are always degenerate, e.g., in the example  $\dot{E} + \dot{X} = 0$  independently of time and therefore, one of the two equations is redundant. Such relations provide quantities that are conserved over time, in this case  $\bar{E} = E + X$ , and we will refer to these quantities as total amounts. They are fixed in the system by the initial concentrations of each of the species and determine the state space of the dynamical system.

If the total amounts, e.g.  $\bar{E}$ , are incorporated into the polynomial system of equations, then there is a finite number of solutions. We focus on determining the number of biologically meaningful steady states (BMSSs), that is, the solutions to the system for which all concentrations are positive. In particular, we want to unravel which of the motifs in Figure 1 that can lead to multistationarity.

The specific form of the chemical reactions and the differential equations obtained from mass-action kinetics are shown in Appendix A.1. In the appendix we also provide the conservation laws and some basic rearrangements of the equations.

### 3 Steady states of the motifs

Let  $\mathbb{R}_+$  denote the set of positive real numbers excluding zero and  $\bar{\mathbb{R}}_+$  the set of non-negative real numbers (i.e. including zero).

For each of the motifs in Figure 1, we will find the number of solutions to the steady state equations assuming mass-action kinetics and that total amounts are given. The strategy is the same in all cases: we show that the BMSSs can be found from a relation of the form

$$\bar{S} = \varphi(Y)$$

where  $\bar{S}$  is the total amount of substrate (one of the two for the motifs with two different substrates),  $Y$  is one of the intermediate complexes, and  $\varphi$  is a continuous function

defined over some region  $\Gamma \subset \overline{\mathbb{R}}_+$ . The function  $\varphi$  depends on the rate constants and the total amounts, except for  $\overline{S}$ . That is, for fixed positive total amounts, the BMSSs are in one-to-one correspondence with the values  $Y \in \Gamma$ , such that  $\varphi(Y) = \overline{S}$ . In particular, all other concentrations at steady state are described as continuous functions of  $Y$  (usually rational functions, i.e., quotients of polynomials in  $Y$ ) that are positive whenever  $Y \in \Gamma$ . Further, the function  $\varphi$  is differentiable.

If the system admits multiple steady states for some value  $\overline{S}$ , then there are at least two different values of  $Y$  with  $\varphi(Y) = \overline{S}$ . Then, by continuity of  $\varphi$ , either:

- $\Gamma$  is not connected and different branches of  $\varphi$  provide different steady states by pairing two (or more) different values of  $Y$  to the same  $\overline{S}$ .
- If  $\Gamma$  is connected, then the function is not always increasing or decreasing in  $\Gamma$  (in which case it would be bijective). On the contrary, it must have increasing and decreasing regions, which by continuity and differentiability, must lead to the presence of multiple maxima or minima.

In the first case, the function might look like Figure 2b. In the second, we find situations like Figure 2c for which there are two values  $\overline{S}_{min} < \overline{S}_{max}$ , such that for  $\overline{S} \in [\overline{S}_{min}, \overline{S}_{max}]$ , there are more than one BMSS, while for values of  $\overline{S}$  outside the interval, there is only one BMSS.

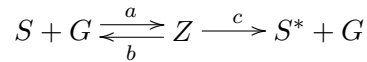
If the following conditions are fulfilled:

- (1) The function  $\varphi$  is increasing and continuous
- (2)  $\Gamma = [0, \xi)$  is a connected interval
- (3) When  $Y$  tends to  $\xi$ ,  $\varphi(Y)$  tends to  $+\infty$
- (4)  $\varphi(0) = 0$ ,

then the steady state value of  $Y$  is given by an increasing, continuous function  $\psi : \overline{\mathbb{R}}_+ \rightarrow \Gamma$  of  $\overline{S}$  with  $\psi(0) = 0$ . Further,  $\psi$  is the inverse of  $\varphi$  on  $\Gamma \subseteq \overline{\mathbb{R}}_+$ . It follows that there is exactly one BMSS. This situation is shown in Figure 2a.

Therefore, the analytical study of the function  $\varphi$  determines whether multiple BMSSs exist or not. This strategy was initially taken to analyze linear cascades of one-site modification cycles in [11].

**Notation.** For an enzymatic reaction



we define the Michaelis-Menten constant  $K_m(G, S)$ , and the catalytic constant  $C(G, S)$  of the enzyme  $G$  with respect to the substrate  $S$  as

$$K_m(G, S) = \frac{b + c}{a} \quad \text{and} \quad c(G, S) = c,$$

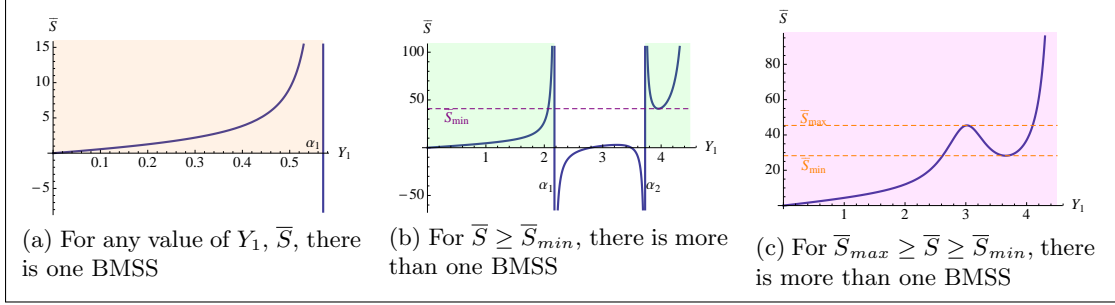


Figure 2: Different shapes of the function  $\varphi$  that determine the number of BMSSs. The colored regions correspond to  $\Gamma$ , which is the set of allowed values of the intermediate complex  $Y_1$ . The graphics show different possible scenarios for motif 1f.

respectively. Denote by  $K'_m(G, S)$  the inverse of  $K_m(G, S)$ . The intermediate complex formed by the enzyme  $G$  and its substrate  $S$  is called  $I(G, S)$ . When the enzyme is only involved in one reaction,  $S$  is uniquely determined and we just write  $K_m(G), K'_m(G), c(G), I(G)$ . In this example, we would write  $I(G, S) = I(G) = Z$ .

In what follows, denote by  $\eta$  and  $\delta$  the inverse of the Michaelis-Menten constants of kinases and phosphatases, respectively, with additional sub/super indices to match them to specific enzymes. The letter  $\mu$  denotes the ratio of the catalytic constants of a phosphatase and a kinase in a cycle. Generally, we use  $E$  to denote a kinase,  $F$  a phosphatase,  $X$  an intermediate complex corresponding to a kinase, and  $Y$  a complex corresponding to a phosphatase.

A continuous and differentiable function with continuous differential is said to be  $\mathcal{C}^1$ . The chemical reactions of the systems, the differential equations describing the dynamics of the systems and details of derivations are given in Appendix A.1.

### 3.1 One-site phosphorylation cycles

**Motif 1a.** We recently used this motif as the building block of linear cascades and showed that it admits only one BMSS [11]. We follow the approach taken in [11] and summarize it below.

Denote the intermediate complexes by  $X = I(E)$ ,  $Y = I(F)$  and constants  $\delta = K'_m(F)$ ,  $\eta = K'_m(E)$  and  $\mu = c(F)/c(E)$ . This system has three conservation laws,  $\bar{E} = E + X$ ,  $\bar{F} = F + Y$ , and  $\bar{S} = S_0 + S_1 + X + Y$ . Given positive total amounts, the steady states of the system are found by solving the equations for the total amounts together with

$$X - \mu Y = 0, \quad Y - \delta F S_1 = 0, \quad X - \eta E S_0 = 0. \quad (1)$$

It follows that at steady state  $E = \bar{E} - \mu Y$  and  $F = \bar{F} - Y$ . Let  $\xi = \min(\bar{F}, \bar{E}/\mu)$  and let  $\Gamma = [0, \xi] \subseteq \mathbb{R}_+$ . The variables  $E, F, Y$  are positive if  $Y$  is in  $\Gamma$ . Further from (1) we have

$$S_0 = \frac{\mu Y}{\eta(\bar{E} - \mu Y)}, \quad \text{and} \quad S_1 = \frac{Y}{\delta(\bar{F} - Y)}.$$

These two functions are positive, increasing and  $\mathcal{C}^1$  for  $Y \in \Gamma$ . When  $Y$  tends to  $\xi$ , one of the two tends to  $+\infty$ , while the other remains bounded.

Let  $\Delta = \mu\bar{F} - \bar{E}$ , so that  $\Gamma = [0, \bar{F})$  if  $\Delta \leq 0$ , and  $\Gamma = [0, \bar{E}/\mu)$  if  $\Delta > 0$ .

**Result 1.** *Let a one-site modification cycle as in Figure 1a be given. Further, assume the total amounts  $\bar{S}, \bar{E}, \bar{F}$  are positive. Then, the system has a unique BMSS. Specifically, the BMSS satisfies  $\bar{S} = \varphi(Y)$  for  $Y$  in  $\Gamma$ , where*

$$\bar{S} = \varphi(Y) = \frac{\mu Y}{\eta(\bar{E} - \mu Y)} + \frac{Y}{\delta(\bar{F} - Y)} + (1 + \mu)Y$$

*is an increasing rational  $\mathcal{C}^1$  function, which tends to infinity as  $Y$  tends to  $\xi$ .*

**Remark 1.** Since  $\varphi$  is a rational function, the equation  $\bar{S} = \varphi(Y)$  can be written in polynomial form by elimination of denominators. Recall that  $\Gamma = [0, \xi)$ . It follows that for fixed  $\bar{S}$ , the steady state value of  $Y$  is the first positive root of this polynomial. This remark is applicable in all cases below whenever  $\varphi$  is a rational function.

**Motif 1b.** In this system the two catalyzing enzymes coincide. Define the intermediate complexes by  $X = I(E, S_0)$ ,  $Y = I(E, S_1)$  and constants  $\delta = K'_m(E, S_1)$ ,  $\eta = K'_m(E, S_0)$  and  $\mu = c(E, S_1)/c(E, S_0)$ .

The conservation laws for the total amounts are  $\bar{E} = E + X + Y$  and  $\bar{S} = S_0 + S_1 + X + Y$ . The steady states are found by solving the equations for the total amounts together with

$$X - \eta ES_0 = 0, \quad Y - \delta ES_1 = 0, \quad X - \mu Y = 0.$$

It follows that  $E = \bar{E} - (\mu + 1)Y$ , and so

$$S_0 = \frac{\mu Y}{\eta(\bar{E} - (\mu + 1)Y)}, \quad S_1 = \frac{Y}{\delta(\bar{E} - (\mu + 1)Y)}.$$

These functions are continuous and increasing for  $Y$  in  $\Gamma = [0, \bar{E}/(1 + \mu))$ . In addition, for  $Y \in \Gamma$ , all concentrations  $S_0, S_1, X, E, F$  are positive and vanish only if  $Y = 0$ . Therefore:

**Result 2.** *Let a one-site modification cycle with the same enzyme acting as kinase and phosphatase, as in Figure 1b, be given. Further, assume the total amounts  $\bar{S}, \bar{E}$  are positive. Then, the system has a unique BMSS.*

*Specifically, the BMSS satisfies  $\bar{S} = \varphi(Y)$  for  $Y$  in  $\Gamma$ , where*

$$\bar{S} = \varphi(Y) = \frac{\mu Y}{\eta(\bar{E} - (\mu + 1)Y)} + \frac{Y}{\delta(\bar{E} - (\mu + 1)Y)} + (1 + \mu)Y,$$

*is an increasing rational  $\mathcal{C}^1$  function, which tends to infinity as  $Y$  tends to  $\bar{E}/(1 + \mu)$ .*



**Motif 1c.** For  $k = 1, 2$ , define  $X_k = I(E_k)$ ,  $\eta_k = K'_m(E_k)$ , and  $c_k^E = c(E_k)$ . Further, define  $Y = I(F)$ ,  $\delta = K'_m(F)$ , and  $c^F = c(F)$ . The system has four conservation laws,  $\bar{E}_k = E_k + X_k$ ,  $\bar{F} = F + Y$ , and  $\bar{S} = S_0 + S_1 + X_1 + X_2 + Y$ . Given positive total amounts, the steady states of the system are found by solving the equations for the total amounts together with

$$X_k - \eta_k E_k S_0 = 0, \quad Y - \delta F S_1 = 0, \quad c_1^E X_1 + c_2^E X_2 - c^F Y = 0 \quad (2)$$

for  $k = 1, 2$ . We find that  $E_k = \bar{E}_k - X_k$ , and  $F = \bar{F} - Y$ . Further,  $S_1 = Y/\delta(\bar{F} - Y)$  which is increasing in  $Y$ . We obtain the relation

$$\frac{X_1}{\eta_1(\bar{E}_1 - X_1)} = S_0 = \frac{X_2}{\eta_2(\bar{E}_2 - X_2)},$$

and it follows that

$$X_1 = \phi_X(X_2) = \frac{\eta_1 \bar{E}_1 X_2}{\eta_2(\bar{E}_2 - X_2) + \eta_1 X_2}.$$

This function is increasing and  $\mathcal{C}^1$  for  $X_2$  in  $\Gamma_2 = [0, \bar{E}_2)$ , for which also  $E_2 \geq 0$ . Additionally, we have  $0 \leq X_1 < \bar{E}_1$  for  $X_2$  in  $\Gamma_2$  and hence  $E_1 > 0$ . Note that  $S_0$  is also expressed as a positive increasing  $\mathcal{C}^1$  function of  $X_2$ .

From the last equation in (2),

$$Y = \phi_Y(X_2) = (c_1^E \phi_X(X_2) + c_2^E X_2)/c^F$$

which is a positive, increasing, rational and  $\mathcal{C}^1$  function of  $X_2$  for  $X_2 \in \Gamma_2$ . Since  $S_1$  is increasing and  $\mathcal{C}^1$  in  $Y < \bar{F}$ , it is also in  $X_2$ . Also  $F > 0$  for  $Y < \bar{F}$ . The condition  $Y = \phi_Y(X_2) < \bar{F}$  might set an upper bound to  $X_2$ . When  $X_2 = \bar{E}_2$ , we have  $Y = \sigma = (c_1^E \bar{E}_1 + c_2^E \bar{E}_2)/c^F$ . Let  $\xi' = \min(\bar{F}, \sigma)$ ,  $\xi = \phi_Y^{-1}(\xi')$  and  $\Gamma = [0, \xi] \subseteq \Gamma_2$ .

In conclusion, for  $X_2 \in \Gamma$ , all steady state concentrations are positive and vanish only if  $X_2 = 0$ .

**Result 3.** *Let a one-site modification cycle with two different competing kinases and one phosphatase, as in Figure 1c, be given. Further, assume that positive total amounts  $\bar{S}, \bar{E}_1, \bar{E}_2, \bar{F}$  are given. Then, the system has a unique BMSS.*

*Specifically, the BMSS satisfies  $\bar{S} = \varphi(X_2)$  for  $X_2$  in  $\Gamma$ , where*

$$\bar{S} = \varphi(X_2) = \frac{X_2}{\eta_2(\bar{E}_2 - X_2)} + \frac{\phi_Y(X_2)}{\delta(\bar{F} - \phi_Y(X_2))} + \phi_X(X_2) + X_2 + \phi_Y(X_2)$$

*is an increasing rational  $\mathcal{C}^1$  function which tends to infinity as  $X_2$  tends to  $\xi$ .*

**Motif 1d.** For  $k = 1, 2$ , define  $X_k = I(E_k)$ ,  $\eta_k = K'_m(E_k)$ ,  $c_k^E = c(E_k)$  and  $Y_k = I(F_k)$ ,  $\delta_k = K'_m(F_k)$ ,  $c_k^F = c(F_k)$ . This system has five conservation laws,  $\bar{E}_k = E_k + X_k$ ,  $\bar{F}_k = F_k + Y_k$ , and  $\bar{S} = S_0 + S_1 + X_1 + X_2 + Y_1 + Y_2$ . Given positive total amounts, the steady states of the system are found by solving the equations for the total amounts together with

$$X_k - \eta_k E_k S_0 = 0, \quad Y_k - \delta_k F_k S_1 = 0, \quad c_1^E X_1 + c_2^E X_2 - c_1^F Y_1 - c_2^F Y_2 = 0 \quad (3)$$

for  $k = 1, 2$ . As above, we have  $E_k = \bar{E}_k - X_k$  and  $F_k = \bar{F}_k - Y_k$ . The concentration  $S_0$  is expressed independently as two increasing  $\mathcal{C}^1$  functions, one of  $X_1$  and the other of  $X_2$ . When equated, we obtain the relation

$$X_1 = \phi_X(X_2) = \frac{\eta_1 \bar{E}_1 X_2}{\eta_2 (\bar{E}_2 - X_2) + \eta_1 X_2}.$$

It is an increasing  $\mathcal{C}^1$  function for  $X_2 \in [0, \bar{E}_2)$ , for which also  $E_1, E_2 > 0$ . Similarly,  $S_1$  is expressed as increasing  $\mathcal{C}^1$  functions of  $Y_1$  and of  $Y_2$ , respectively, which provide the relation

$$Y_1 = \phi_Y^1(Y_2) = \frac{\delta_1 \bar{F}_1 Y_2}{\delta_2 (\bar{F}_2 - Y_2) + \delta_1 Y_2}.$$

It is an increasing  $\mathcal{C}^1$  function for  $Y_2 \in [0, \bar{F}_2)$ , for which also  $F_1, F_2 > 0$ .

On the other hand, the last relation in (3) provides

$$Y_1 = \phi_Y^2(X_2, Y_2) = (c_1^E \phi_X(X_2) + c_2^E X_2 - c_2^F Y_2) / c_1^F.$$

This is a  $\mathcal{C}^1$  function, which is decreasing in  $Y_2$  and increasing in  $X_2$ . Equating the two expressions of  $Y_1$ , we find the steady state relation

$$\Phi(X_2, Y_2) = \phi_Y^1(Y_2) - \phi_Y^2(X_2, Y_2) = 0.$$

Both partial derivatives of  $\Phi$  do not vanish. Indeed, the derivative of  $\Phi$  with respect to  $Y_2$  is strictly positive, while that for  $X_2$  is strictly negative. Hence, by the implicit function theorem in one variable, there exists a  $\mathcal{C}^1$  function  $g(X_2) = Y_2$  defined on  $X_2 \in [0, \bar{E}_2)$ , which is increasing.

If  $X_2 \in [0, \bar{E}_2)$ , the concentrations  $E_1, E_2, X_1, X_2, S_0$  are positive. If  $Y_2 \in [0, \bar{F}_2)$ , the concentrations  $F_1, F_2, Y_1, Y_2, S_1$  are positive. Hence, to ensure that all concentrations are positive, we require  $X_2 \in \Gamma = [0, \xi)$  with  $\xi = \min(\bar{E}_2, g^{-1}(\bar{F}_2))$ .

**Result 4.** *Let a one-site modification cycle with two competing kinases and two competing phosphatases, as in Figure 1d, be given. Further, assume that the total amounts  $\bar{S}, \bar{E}_1, \bar{E}_2, \bar{F}_1, \bar{F}_2$  are positive. Then, the system has a unique BMSS.*

*Specifically, the BMSS satisfies  $\bar{S} = \varphi(X_2)$  for  $X_2$  in  $\Gamma$ , where*

$$\bar{S} = \varphi(X_2) = \frac{X_2}{\eta_2 (\bar{E}_2 - X_2)} + \frac{g(X_2)}{\delta (\bar{F} - g(X_2))} + \phi_X(X_2) + X_2 + \phi_Y^1(g(X_2))$$

*is an increasing  $\mathcal{C}^1$  function which tends to infinity as  $X_2$  tends to  $\xi$ .*

Note that the function  $g$  is not rational, hence neither  $\varphi$  is rational.

### 3.2 Two-site phosphorylation

**Motif 1e.** We start by considering the two-site phosphorylation system in which modifications are carried out by different kinases and phosphatases for each phosphoform. For

simplicity, we assume that phosphorylation is sequential. The system under consideration consists of three phosphoforms of the substrate,  $S_0, S_1, S_2$ , with subscript indicating the number of phosphorylated sites. For  $k = 1, 2$ , define  $X_k = I(E_k)$ ,  $\eta_k = K'_m(E_k)$ ,  $Y_k = I(F_k)$ ,  $\delta_k = K'_m(F_k)$ , and  $\mu_k = c(F_k)/c(E_k)$ .

This system has the following conserved total amounts ( $k = 1, 2$ ):

$$\bar{E}_k = E_k + X_k, \quad \bar{F}_k = F_k + Y_k, \quad \bar{S} = S_0 + S_1 + S_2 + X_1 + X_2 + Y_1 + Y_2.$$

Given positive total amounts, the steady states are solutions to the equations for the total amounts and

$$X_k = \eta_k E_k S_{k-1}, \quad Y_k = \delta_k F_k S_k, \quad X_k = \mu_k Y_k \quad k = 1, 2. \quad (4)$$

Let  $\Delta_k = \mu_k \bar{F}_k - \bar{E}_k$ ,  $\xi_k = \min(\bar{F}_k, \bar{E}_k/\mu_k)$  and  $\Gamma_k = [0, \xi_k]$ . For values of  $S_2, X_2, Y_2$  fixed, the steady states satisfy the steady state equations of a one-site phosphorylation cycle as in Figure 1a, with species  $S_0, S_1, X_1, Y_1, E_1, F_1$  and total amounts  $\bar{E}_1, \bar{F}_1$  and  $\bar{S} - S_2 - X_2 - Y_2$ . Therefore, by Result 1, the BMSSs satisfy

$$\bar{S} = \varphi_1(Y_1) + (S_2 + X_2 + Y_2)$$

with  $Y_1 \in \Gamma_1$ . Here  $\varphi_1$  is the function  $\varphi$  in Result 1.

On the other hand,  $S_2 + X_2 + Y_2 = \frac{Y_2}{\delta_2(\bar{F}_2 - Y_2)} + \mu_2 Y_2 + Y_2$  (using the second equality in (4) for  $k = 2$  together with  $\bar{F}_2$ ). Thus the sum  $S_2 + X_2 + Y_2 = \varphi_2(Y_2)$  is an increasing  $\mathcal{C}^1$  function for  $Y_2 \in [0, \bar{F}_2)$ , in which case  $S_2, X_2, Y_2$  are positive. Additionally, for  $E_2 > 0$  we need  $Y_2 < \bar{E}_2/\mu_2$ . Therefore, the BMSSs of the system satisfy the relation

$$\bar{S} = \varphi_1(Y_1) + \varphi_2(Y_2), \quad (5)$$

for  $Y_1 \in \Gamma_1$  and  $Y_2 \in \Gamma_2$ , increasing in both variables.

From the unused equations  $X_2 = \eta_2 E_2 S_1$  and  $\bar{E}_2 = E_2 + X_2$ , together with the expression of  $S_1$  as a function of  $Y_1$  (see Result 1), we have

$$X_2 = \eta_2(\bar{E}_2 - X_2)S_1 = \frac{\eta_2(\bar{E}_2 - X_2)Y_1}{\delta_1(\bar{F}_1 - Y_1)}.$$

Rewriting this equation yields,

$$X_2 = \frac{\eta_2 \bar{E}_2 Y_1}{\delta_1(\bar{F}_1 - Y_1) + \eta_2 Y_1}, \quad \text{and hence} \quad Y_2 = f(Y_1) = \frac{\eta_2 \bar{E}_2 Y_1}{\mu_2 \delta_1(\bar{F}_1 - Y_1) + \mu_2 \eta_2 Y_1}. \quad (6)$$

The function  $f$  is an increasing function, which is positive and  $\mathcal{C}^1$  for  $Y_1 \leq \bar{F}_1$ . Thus, by substitution of  $f$  into (5), the BMSSs of the system satisfy

$$\bar{S} = \varphi(Y_1) = \varphi_1(Y_1) + \varphi_2(f(Y_1))$$

for  $Y_1 \in \Gamma_1$ , such that  $f(Y_1) \in \Gamma_2$ . Since  $f$  is increasing, continuous, and  $f(0) = 0$ , this condition is equivalent to  $Y_1 \in \Gamma = [0, \xi)$  with  $\xi = \min(\xi_1, f^{-1}(\xi_2))$ . The function  $\varphi$

is a rational function, which is increasing and  $\mathcal{C}^1$  in  $\Gamma$ . Note that if  $\xi_2 = \bar{E}_2/\mu_2$ , then  $f^{-1}(\xi_2) = \bar{F}_1$ . Therefore,  $\xi = \min(\bar{F}_1, \bar{E}_1/\mu_1, f^{-1}(\bar{F}_2))$ , and it is clear that either  $\varphi_1$  or  $\varphi_2 \circ f$  tends to infinity as  $Y_1$  tends to  $\xi$ . Additionally, for any  $Y_1 \in \Gamma$ , the concentrations in steady state of all other species derived from the formulas above are positive. We conclude:

**Result 5.** *Let a two-site PTM cycle with different kinases and phosphatases, as in Figure 1e, be given. Further, assume positive total amounts  $\bar{E}_k, \bar{F}_k, \bar{S}$ ,  $k = 1, 2$  are given. Then, the system has a unique BMSS.*

*Specifically, the BMSS satisfies  $\bar{S} = \varphi(Y_1)$  for  $Y_1$  in  $\Gamma$ , where*

$$\bar{S} = \varphi(Y_1) = \varphi_1(Y_1) + \varphi_2(f(Y_1))$$

*is an increasing rational  $\mathcal{C}^1$  function, which tends to infinity as  $Y_1$  tends to  $\xi$ .*

**Motif 1f.** Next, we consider two-site phosphorylation carried out by the same kinase but with different phosphatases for each phosphoform. Again, we assume sequential phosphorylation. For  $k = 1, 2$ , define  $Y_k = I(F_k)$ ,  $\delta_k = K'_m(F_k)$ ,  $X_1 = I(E, S_0)$ ,  $X_2 = I(E, S_1)$ ,  $\eta_1 = K'_m(E, S_0)$ ,  $\eta_2 = K'_m(E, S_1)$  and  $\mu_1 = c(F_1)/c(E, S_0)$ ,  $\mu_2 = c(F_2)/c(E, S_1)$ .

As above, the conservation laws are given by

$$\bar{E} = E + X_1 + X_2, \quad \bar{F}_k = F_k + Y_k, \quad \bar{S} = S_0 + S_1 + S_2 + X_1 + X_2 + Y_1 + Y_2$$

for  $k = 1, 2$ . Given positive total amounts, the steady states of the system are solutions to the system consisting of the equations for the total amounts together with

$$X_k = \eta_k E S_{k-1}, \quad Y_k = \delta_k F_k S_k, \quad X_k = \mu_k Y_k \quad k = 1, 2. \quad (7)$$

We use the same notation for  $\Delta_k, \xi_k, \Gamma_k$ , as above.

The situation resembles the situation of the previous system where catalysis is mediated by two different kinases. Here, we also have  $X_2 = \mu_2 Y_2$  and  $S_2 = \frac{Y_2}{\delta_2(\bar{F}_2 - Y_2)}$ . Thus,  $S_2 + X_2 + Y_2 = \varphi_2(Y_2)$  is an increasing continuous function of  $Y_2 \in [0, \bar{F}_2)$ , such that the concentrations of  $S_2, X_2, Y_2$  are positive. To have  $\bar{E} - X_2 = \bar{E} - \mu_2 Y_2 > 0$ , we require  $Y_2 < \bar{E}/\mu_2$  and hence  $Y_2 < \xi_2$ .

For a fixed value of  $Y_2$ , the steady states of the motif satisfy the steady state equations of a one-site phosphorylation cycle with species  $S_0, S_1, X_1, Y_1, E, F_1$  and total amounts  $\bar{E} - X_2, \bar{F}_1$  and  $\bar{S} - \varphi_2(Y_2)$ . Using Result 1 with  $\varphi_1$  denoting  $\varphi$ , the BMSSs satisfy the relation

$$\bar{S} = \varphi_1(Y_1, Y_2) + \varphi_2(Y_2)$$

for any  $Y_2 \in \Gamma_2$  and  $0 \leq Y_1 < \min(\bar{F}_1, (\bar{E} - \mu_2 Y_2)/\mu_1)$ . Under these conditions, all concentrations of the other chemical species are positive. Note that the total amount of enzyme is part of the function  $\varphi_1$  and hence  $\varphi_1$  depends on  $Y_2$ . Indeed, we have

$$S_0 = \frac{\mu_1 Y_1}{\eta(\bar{E} - \mu_1 Y_1 - \mu_2 Y_2)}.$$

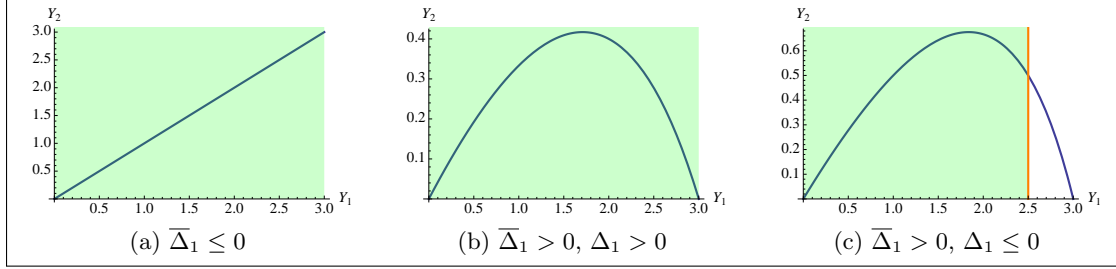


Figure 3: Behaviors of the function  $f(Y_1) = Y_2$ , plotted for  $Y_1 \in \Gamma_1 = [0, \bar{E}/\mu_1)$  in (b-c) and for  $Y_1 \in \Gamma_1 = [0, \bar{F}_1)$  in (a). In green, we have marked the region  $\Gamma_1$ .

The function  $\varphi_1$  is increasing in  $Y_1$  and in  $Y_2$ .

The equation  $X_2 = \eta_2 E S_1$  together with the expression of  $S_1$  as a function of  $Y_1$  and  $E = \bar{E} - X_1 - X_2 = \bar{E} - \mu_1 Y_1 - X_2$  provide (after isolation of  $X_2$ ) the following relation at steady state

$$Y_2 = f(Y_1) = X_2/\mu_2 = \frac{\eta_2(\bar{E} - \mu_1 Y_1)Y_1}{\mu_2 \delta_1(\bar{F}_1 - Y_1) + \mu_2 \eta_2 Y_1}. \quad (8)$$

This function resembles that in (6), but note the quadratic term in the numerator. It will change the further discussion. Observe that  $f(Y_1) \leq \bar{E}/\mu_2$  for all  $Y_1 \in \Gamma_2$ .

The function  $f$  is  $\mathcal{C}^1$  and takes positive values for  $Y_1 < \xi_1$ . Therefore, we have that a BMSS satisfies

$$\bar{S} = \varphi(Y_1) = \varphi_1(Y_1, f(Y_1)) + \varphi_2(f(Y_1)), \quad (9)$$

for  $Y_1 \in \Gamma_1$ , such that  $f(Y_1) \in \Gamma_2$ . Note that  $\varphi$  is a rational function. Since both  $\varphi_1, \varphi_2$  are increasing functions, the behavior of  $\varphi$  needs to be understood from the behavior of  $f$ .

If we let

$$\Gamma = \{Y_1 \in \Gamma_1 | f(Y_1) \in \Gamma_2\},$$

the concentrations of all the chemical species when derived from  $Y_1 \in \Gamma$  are positive. For  $Y_1 = 0$ ,  $f(0) = 0$  and it follows that  $\varphi(0) = 0$ ; in particular,  $0 \in \Gamma$ . Note that  $\varphi$  is  $\mathcal{C}^1$  in  $\Gamma$ , but  $\Gamma$  might not be a connected interval, as we will see below.

The function  $f$  is  $\mathcal{C}^1$  and positive for  $y = Y_1 \in \Gamma_1$ . Depending on whether it is monotone or not, different forms of  $\varphi$  are expected. These behaviors can be found by computing the derivative of  $f$ ; see Figure 3. Let

$$\bar{\Delta}_1 = (1 + \eta_2/\delta_1)\mu_1 \bar{F}_1 - \bar{E}.$$

Note that if  $\bar{\Delta}_1 \leq 0$ , then  $\Delta_1 \leq 0$ .

**Proposition 1.** *The following is true:*

- (i) *If  $\bar{\Delta}_1 \leq 0$ , then  $f$  is an increasing  $\mathcal{C}^1$  function of  $Y_1 \in [0, \bar{F}_1)$ . Further, we have  $\Gamma = [0, \min(\bar{F}_1, f^{-1}(\xi_2))$ .*

(ii) If  $\bar{\Delta}_1 > 0$ , then there is a value  $\alpha \in \Gamma_1 = [0, \xi_1)$ , such that  $f'(\alpha) = 0$ ,  $f$  is increasing in  $[0, \alpha)$  and decreasing in  $(\alpha, \xi_1)$ . In this case, we obtain:

- (a) If  $\Delta_1 \leq 0$  and  $-\Delta_1/\mu_2 \geq \bar{F}_2$ , then  $f$  is an increasing  $\mathcal{C}^1$  function in the interval  $\Gamma = [0, \alpha_1)$  with  $\alpha_1 < \alpha$  and  $f(\alpha_1) = \bar{F}_2$ .
- (b) If  $\max(0, -\Delta_1/\mu_2) \leq \bar{F}_2 \leq f(\alpha)$ , then  $\Gamma = [0, \alpha_1) \cup (\alpha_2, \xi_1)$  with  $\alpha_1 < \alpha < \alpha_2$  and  $f(\alpha_1) = f(\alpha_2) = \bar{F}_2$ . Hence,  $f$  is increasing in  $[0, \alpha_1)$  and decreasing in  $(\alpha_2, \xi_1)$ .
- (c) If  $\bar{F}_2 > f(\alpha)$ , then  $\Gamma = [0, \xi_1)$ .

All possibilities are covered in the proposition. Indeed, (a) and (b) cover  $f(\alpha) \geq \bar{F}_2$ . The discussion below uses the fact that  $f(\alpha) \leq \bar{E}/\mu_2$ , as pointed after (8).

In the cases (i) and (ii)(a),  $f$  is an increasing  $\mathcal{C}^1$  function in a connected interval of the form  $\Gamma = [0, \xi)$ . Hence, by composition,  $\varphi$  in (9) is also an increasing  $\mathcal{C}^1$  function of  $Y_1 \in \Gamma$  with  $\varphi(0) = 0$ . Additionally, in both cases  $\varphi$  tends to infinity as  $Y_1$  tends to  $\xi$  (since either  $Y_2$  tends to  $\bar{F}_2$  or  $Y_1$  to  $\bar{F}_1$ ). We conclude that there is exactly one BMSS in these cases.

The cases (ii)(b) and (ii)(c) require further analysis. In case (b), let

$$\Gamma' = [0, \alpha_1), \quad \Gamma'' = (\alpha_2, \xi_1).$$

The values  $\alpha_1, \alpha_2$  correspond to  $f(Y_1) = \bar{F}_2$  and hence they are the zeros of the denominator of  $S_2$ , when expressed as a function of  $Y_1$ . In  $\Gamma'$ ,  $f$  is an increasing function and therefore  $\varphi$  is also increasing and tends to infinity as  $Y_1$  tends to  $\alpha_1$ . Hence, for any value of  $\bar{S}$ , there is a BMSS corresponding to  $Y_1 \in \Gamma'$ .

In  $\Gamma''$ ,  $f$  is a decreasing function and hence it is uncertain when/whether  $\varphi$  is increasing. However, we see that (1) when  $Y_1$  tends to  $\alpha_2$  from the right, the function  $\varphi_2$  tends to  $+\infty$ , while  $\varphi_1$  is bounded; (2) when  $Y_1$  tends to  $\xi_1$  from the left, the function  $\varphi_2$  is bounded, while  $\varphi_1$  tends to  $+\infty$  (in fact, either  $S_1$  or  $S_0$  does). It follows that in the interval  $\Gamma'' = (\alpha_2, \xi_1)$ , the function  $\varphi$  starts decreasing from infinity and ends increasing towards infinity. By continuity, there exists a minimum  $\bar{S}_{\min}$  of  $\varphi$  in this interval. We see that for  $\bar{S} > \bar{S}_{\min}$ , there are at least two values of  $Y_1$  in the interval  $\Gamma''$  satisfying  $\varphi(Y_1) = \bar{S}$ ; hence there are at least two BMSSs in this interval. Together with the BMSS in  $\Gamma'$ , we conclude that in this case there are at least three BMSSs. Note that when  $\bar{S} = \bar{S}_{\min}$  then there are only two. This case is illustrated in Figure 2b.

Finally, let us consider case (ii)(c), that is,  $\bar{\Delta}_1 > 0$  and  $\bar{F}_2 > f(\alpha)$  and so  $\Gamma = [0, \xi_1)$ . The function  $\varphi$  is increasing at  $Y_1 = 0$  and tends to infinity as  $Y_1$  approaches  $\xi_1$ . Therefore, as mentioned in the beginning of this section, there will be different values of  $Y_1$  corresponding to the same  $\bar{S}$ , only if the function  $\varphi$  is not always increasing; that is the derivative of  $\varphi$  has more than two zeros. Equivalently, if there exists a value of  $Y_1$  for which  $\varphi' < 0$ , then we are ensured multistationarity. This is checked in the following proposition:

**Proposition 2.** Assume that  $\bar{\Delta}_1 > 0$ . Then, there exists a value  $M_F > f(\alpha)$  such that for  $\bar{F}_2 \geq M_F$ ,  $\varphi' \geq 0$  for all  $Y_1$ , while for  $f(\alpha) < \bar{F}_2 < M_F$ , there exists values of  $Y_1$  for which  $\varphi'(Y_1) \leq 0$ .

For fixed values of  $\bar{F}_1$  and  $\bar{E}$  with  $\bar{\Delta}_1 > 0$ , multistationarity occurs for certain values of  $\bar{F}_2$  and  $\bar{S}$ . The figure shows the function  $f$  when  $\Delta_1 < 0$ , colored according to the regions where the shape of  $\varphi$  differs depending on the value of  $\bar{F}_2$ . If  $\bar{F}_2 \geq M_F$  (blue region), there is only one BMSS, and if  $M_F > \bar{F}_2 > f(\alpha)$  (purple region), there is multistationarity ((ii)(c), Proposition 2). If  $-\Delta_1/\mu_2 \leq \bar{F}_2 \leq f(\alpha)$  ((ii)(b), green region), then multistationarity also occurs, while for  $\bar{F}_2 < -\Delta_1/\mu_2$  ((ii)(a), orange region), there is only one BMSS. If  $\Delta_1 \geq 0$ , then the orange region cannot occur.

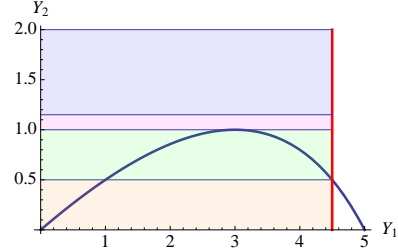


Figure 4: Different shapes of  $\varphi$  depending on  $\bar{E}, \bar{F}_1, \bar{F}_2$ .

We conclude that for all  $\bar{F}_2 \geq M_F$ , there is exactly one BMSS for any value of  $\bar{S}$ , while for all  $M_F > \bar{F}_2 > f(\alpha)$  there is multistationarity for certain values of  $\bar{S}$ , in particular, those satisfying  $\bar{S}_{\min} \leq \bar{S} \leq \bar{S}_{\max}$ ; as depicted in Figure 2c.

In examples we have seen that when there is multistationarity, the function  $\varphi$  has one local maxima and one local minima,  $\beta_1 \leq \beta_2$ , resulting in at most three BMSS. When  $\bar{F}_2$  increases,  $\beta_1$  increases, while  $\beta_2$  decreases (since the value of  $\varphi'$  at a local extreme increases). For some  $\bar{F}_2$ ,  $\beta_1 = \beta_2$  and we loose the decreasing portion of  $\varphi$ , which now becomes increasing. In fact, the value of  $\bar{F}_2$  for which  $\beta_1 = \beta_2$  is  $M_F$ . We have also observed that  $M_F < \bar{E}/\mu_2$ .

All together, this implies that the value of  $\bar{F}_2$ , for fixed  $\bar{E}, \bar{F}_1$ , determines whether there are values of  $\bar{S}$  for which multistationarity occurs. The regions of  $\bar{F}_2$  showing different outcomes are depicted in Figure 4.

**Remark 2.** Examples indicate that in case (ii)(b) and (ii)(c), there is also an upper bound to the number of BMSSs. Further, the two steady states found by intersecting the graph of  $\varphi$  in increasing regions are stable, while the one found intersecting in the decreasing region is unstable.

We conclude that:

**Result 6.** *Let a two-site PTM cycle with phosphorylation carried out by the same kinase at both sites and dephosphorylation carried out by two different phosphatases, as in Figure 1f, be given. Further, assume that the total amounts  $\bar{E}, \bar{F}_1, \bar{F}_2$  are positive. Then,*

- (i) *If  $(1 + \eta_2/\delta_1)\mu_1\bar{F}_1 \leq \bar{E}$ , for any total amounts  $\bar{F}_2, \bar{S}$ , there is a unique BMSS.*
- (ii) *If  $(1 + \eta_2/\delta_1)\mu_1\bar{F}_1 > \bar{E}$  then there exists values of  $\bar{F}_2$  and  $\bar{S}$  for which the system has more than one BMSS. Further, there is an upper limit to  $\bar{F}_2$  for which multistationarity can occur.*

### 3.3 Modification of two different substrates

**Motif 1h.** In this system, two cycles are connected through a joint catalyzing enzyme. For  $k = 1, 2$ , define  $Y_k = I(F_k)$ ,  $\delta_k = K'_m(F_k)$ ,  $X_1 = I(E, S_0)$ ,  $X_2 = I(E, P_0)$ ,  $\eta_1 = K'_m(E, S_0)$ ,  $\eta_2 = K'_m(E, P_0)$  and  $\mu_1 = c(F_1)/c(E, S_0)$ ,  $\mu_2 = c(F_2)/c(E, P_0)$ .

The total amounts are given by  $\bar{E} = E + X + Y$ ,  $\bar{F}_k = F_k + Y_k$ ,  $\bar{S} = S_0 + S_1 + X_1 + Y_1$ , and  $\bar{P} = P_0 + P_1 + X_2 + Y_2$ . The steady states are found by solving the equations for the total amounts together with

$$\begin{aligned} X_1 - \mu_1 Y_1 &= 0, & Y_1 - \delta_1 F_1 S_1 &= 0, & X_1 - \eta_1 E S_0 &= 0, \\ X_2 - \mu_2 Y_2 &= 0, & Y_2 - \delta_2 F_2 P_1 &= 0, & X_2 - \eta_2 E P_0 &= 0, \end{aligned}$$

Using the conservation law for  $\bar{P}$  we have

$$\bar{P} = \frac{\mu_2 Y_2}{\eta_2 E} + \frac{\delta_2 Y_2}{\bar{F}_2 - Y_2} + \mu_2 Y_2 + Y_2,$$

and it follows that  $E$  is an increasing  $\mathcal{C}^1$  function of  $Y_2$ ,

$$E = g(Y_2) = \frac{\mu_2 Y_2 (\bar{F}_2 - Y_2)}{\eta_2 \bar{P} (\bar{F}_2 - Y_2) - \eta_2 \delta_2 Y_2 - \eta_2 (\mu_2 + 1) Y_2 (\bar{F}_2 - Y_2)}$$

defined on an interval  $[0, \xi_2)$  with  $g(0) = 0$  and some constant  $0 < \xi_2 < \bar{F}_2$ . The constant  $\xi_2$  is the first positive root of the denominator, such that  $g(Y_2)$  goes to infinity as  $Y_2$  goes to  $\xi_2$ . Using the conservation law for  $\bar{E}$ , it follows that

$$\bar{E} = E + X_1 + X_2 = g(Y_2) + \mu_1 Y_1 + \mu_2 Y_2,$$

and  $Y_2$  is a decreasing  $\mathcal{C}^1$  function of  $Y_1$ ,  $h(Y_1) = Y_2$ , defined on  $[0, \bar{E}/\mu_1]$  such that  $h(\bar{E}/\mu_1) = 0$  and  $h(0) < \xi_2$ . Consequently,  $g(h(Y_1)) = E$  is a decreasing  $\mathcal{C}^1$  function defined on  $[0, \bar{E}/\mu_1]$ .

Now consider the conservation law for  $\bar{S}$ ,

$$\bar{S} = \frac{\mu_1 Y_1}{\eta_1 g(h(Y_1))} + \frac{\delta_1 Y_1}{\bar{F}_1 - Y_1} + \mu_1 Y_1 + Y_1.$$

The right side is an increasing  $\mathcal{C}^1$  function defined on  $\Gamma = [0, \bar{E}/\mu_1)$  with image  $\mathbb{R}_+$ . Therefore, we have shown:

**Result 7.** *Let two one-site modification cycles with joint kinase and distinct phosphates, as in Figure 1h, be given. Further, assume the total amounts  $\bar{S}, \bar{P}, \bar{E}, \bar{F}_k$ ,  $k = 1, 2$ , are positive. Then, the system has a unique BMSS.*

*Specifically, the BMSS satisfies  $\bar{S} = \varphi(Y_1)$  for  $Y_1 \in \Gamma$ , where*

$$\bar{S} = \varphi(Y_1) = \frac{\mu_1 Y_1}{\eta_1 g(h(Y_1))} + \frac{\delta_1 Y_1}{\bar{F}_1 - Y_1} + \mu_1 Y_1 + Y_1$$

*is an increasing  $\mathcal{C}^1$  function which tends to infinity as  $Y$  tends to  $\bar{E}/\mu_1$ .*



**Motif 1j.** We consider here the combination of two one-site modification cycles in a cascade motif. In particular, we study the small cascade depicted in Figure 1j, where we assume that the phosphatases are not specific and act on both layers. Define  $X_1 = I(E)$ ,  $X_2 = I(S_1)$ ,  $\eta_1 = K'_m(E)$ ,  $\eta_2 = K'_m(S_1)$ ,  $Y_1 = I(F, S_1)$ ,  $Y_2 = I(F, P_1)$ ,  $\delta_1 = K'_m(F, S_1)$ ,  $\delta_2 = K'_m(F, P_1)$  and  $\mu_1 = c(F, P_1)/c(E)$ ,  $\mu_2 = c(F, P_1)/c(S_1)$ .

The conservation laws are given by

$$\bar{E} = E + X_1, \quad \bar{F} = F + Y_1 + Y_2, \quad \bar{S} = S_0 + S_1 + X_1 + X_2 + Y_1, \quad \bar{P} = P_0 + P_1 + X_2 + Y_2.$$

Given positive total amounts, the steady states are solutions to the equations for the total amounts and

$$X_1 = \eta_1 E S_0, \quad X_2 = \eta_2 S_1 P_0, \quad Y_1 = \delta_1 F S_1, \quad Y_2 = \delta_2 F P_1, \quad X_k = \mu_k Y_k$$

$k = 1, 2$ . Let  $\xi_2 = \min(\bar{F}, \bar{S}/\mu_2)$  and as usual  $\xi_1 = \min(\bar{E}/\mu_1, \bar{F})$ . Then, we denote  $\Gamma_k = [0, \xi_k]$ ,  $k = 1, 2$ .

For any fixed  $Y_2 \in \Gamma_2$ , let  $\xi_1(Y_2) = \min(\bar{E}/\mu_1, \bar{F} - Y_2)$  and note that  $\xi_1(Y_2) \leq \xi_1$ . For  $Y_2$  fixed, the steady states satisfy the steady state equations of a one-site phosphorylation cycle with species  $S_0, S_1, X_1, Y_1, E, F$  and positive total amounts  $\bar{E}$ ,  $\bar{F} - Y_2$  and  $\bar{S} - \mu_2 Y_2$ . Using Result 1 with  $\varphi_1$  denoting  $\varphi$ , the BMSSs satisfy the relation

$$\bar{S} = \Phi(Y_1, Y_2) = \varphi_1(Y_1, Y_2) + \mu_2 Y_2$$

for  $0 < Y_1 < \xi_1(Y_2) \leq \xi_1$ . Under these conditions, the concentrations  $S_0, S_1, E, X_1, Y_1, X_2, Y_2, F$  are positive. Note that

$$S_0 = \frac{\mu_1 Y_1}{\eta_1(\bar{E} - \mu_1 Y_1)}, \quad S_1 = \frac{Y_1}{\delta_1(\bar{F} - Y_1 - Y_2)},$$

and  $\varphi_1(Y_1, Y_2) = S_0 + S_1 + X_1 + Y_1$ , such that only  $S_1$  depends on  $Y_2$ . The function  $\Phi$  is  $\mathcal{C}^1$  in the interval of definition, its derivative with respect to  $Y_1$  is positive (it is an increasing function) and the derivative with respect to  $Y_2$  is positive too. By the implicit function theorem with  $\bar{S}$  fixed and  $Y_1 \neq 0$ , there exists a decreasing  $\mathcal{C}^1$  function  $f$  defined on a set  $\Gamma_2$  and with image in  $\Gamma_1$ , such that for any BMSS

$$Y_1 = f(Y_2).$$

In particular, for every  $Y_2$ , we have  $0 < f(Y_2) < \xi_1(Y_2)$ . By Remark 1, the value  $Y_1$  corresponding to  $Y_2$  is the first positive root of the polynomial obtained from  $\Phi$  by eliminating denominators. Also, if  $Y_2 = 0$ , then the value  $Y_1$  is the solution of a one-site system with total amount  $\bar{S}$ , and hence it is a positive value.

For the total amount  $\bar{P}$ , we have

$$P_0 = \frac{\mu_2 Y_2}{\eta_2 S_1} = \frac{\mu_2 \delta_1 (\bar{F} - Y_1 - Y_2) Y_2}{\eta_2 Y_1}, \quad P_1 = \frac{Y_2}{\delta_2 F} = \frac{Y_2}{\delta_2 (\bar{F} - Y_1 - Y_2)},$$

and hence  $\bar{P} = \varphi_2(Y_1, Y_2)$  is a function of  $Y_1$  and  $Y_2$ , which is  $\mathcal{C}^1$  with respect to each variable. Further, each summand  $P_0, P_1, X_2$  and  $Y_2$  in  $\bar{P}$  is positive if  $Y_2 \in \Gamma_2$  and  $0 < Y_1 < \min(\bar{E}/\mu_1, \bar{F} - Y_2)$ . Therefore, we can write

$$\bar{P} = \varphi(Y_2) := \varphi_2(f(Y_2), Y_2),$$

which is  $\mathcal{C}^1$  for  $Y_2 \in \Gamma_2$ . Accordingly, we put  $\Gamma = \Gamma_2$ . Further,  $\varphi(0) = 0$  and as  $Y_2$  approaches  $\xi_2$ ,  $f(Y_2)$  tends to zero and hence  $\varphi(Y_2)$  tends to  $+\infty$ .

Determination of the number of BMSSs follows from the study of the function  $\varphi$  in  $\Gamma$ . Since  $\Gamma$  is a connected interval, multistationarity can only occur if there exists some value  $Y_2 \in \Gamma$  for which  $\varphi'(Y_2) < 0$ . By the properties of  $\varphi$ , it starts and ends increasing and hence multistationarity should be as depicted in Figure 2c. Consequently, there is at least one BMSS. Study of the behavior of this function is not straightforward, and so, to prove multistationarity, we focus on the situation where the total amount in the first layer,  $\bar{S}$ , is large.

For any fixed  $Y_2$  and varying  $\bar{S}$ , let  $Y_1 = g(\bar{S}, Y_2)$  be the value  $f(Y_2)$  corresponding to  $\bar{S}$ . The proof of the following lemma is provided in Appendix A.2.

**Lemma 10.** *The following statements hold:*

- (i) *For fixed  $Y_2$ , the function  $g$  is increasing in  $\bar{S}$ .*
- (ii) *Assume  $\bar{F} > \bar{E}/\mu_1$  and fix  $Y_2 < \bar{F} - \bar{E}/\mu_1$ . Then, when  $\bar{S}$  tends to  $+\infty$ ,  $Y_1$  tends to  $\bar{E}/\mu_1$  and  $f'$  tends to zero.*
- (iii) *Let  $Y_2 > \bar{F} - \bar{E}/\mu_1$ . Then, when  $\bar{S}$  tends to  $+\infty$ ,  $Y_1$  tends to  $\bar{F} - Y_2$  and  $f'$  tends to  $-1$ . Additionally,  $f' > -1$  for  $\bar{S}$  large.*

Let us focus first on case (iii). In particular, this case holds for any  $Y_2 \in \Gamma_2$  if  $\Delta_1 = \bar{F} - \bar{E}/\mu_1 \leq 0$ .

Clearly  $Y_2 + \mu_2 Y_2$  is an increasing function. The derivatives of  $P_0, P_1$  with respect to  $Y_2$  are

$$P'_0 = \frac{\mu_2 \delta_1}{\eta_2 f^2} (f(\bar{F} - f - Y_2) + Y_2(-f - f'(\bar{F} - Y_2))), \quad \text{and} \quad P'_1 = \frac{\bar{F} - f + f'Y_2}{\delta_2(\bar{F} - f - Y_2)^2}.$$

Using  $f + Y_2 \leq \bar{F}$ , if  $f'$  tends to  $-1$  (and  $f' > -1$  according to (iii)), then both  $P'_0, P'_1$  are positive and thus  $\varphi' > 0$ . Further,  $P'_0$  tends to zero and  $P'_1$  tends to  $+\infty$ . It follows that if  $\Delta_1 < 0$ , there is no multistationarity for  $\bar{S}$  large.

Consider now case (ii), which implies  $\Delta_1 > 0$  and  $Y_2 < \bar{F} - \bar{E}/\mu_1$ . In this case, using that  $Y_1$  tends to  $\bar{E}/\mu_1$  from below, since  $f' < 0$  and  $f' \rightarrow 0$ , the limit curve  $\varphi_\infty$  is

$$\varphi_\infty(Y_2) = (1 + \mu_2)Y_2 + \frac{\mu_2 \delta_1 (\Delta_1 - Y_2) Y_2}{\eta_2 \bar{E}/\mu_1} + \frac{Y_2}{\delta_2 (\Delta_1 - Y_2)}.$$

Multistationarity occurs if there exist values of  $Y_2$  for which  $\varphi'_\infty(Y_2) < 0$ . This is studied in the following lemma, which is proved in Appendix A.2.

**Lemma 11.** *Let  $\Delta_2 = 27\mu_1\eta_2\bar{E}(\mu_1\bar{F} - \bar{E}) - \delta_1\delta_2\mu_2(\mu_1\bar{F} - \eta_2(1 + \mu_2)\bar{E})^3$ . Then, if  $\Delta_2 < 0$ ,  $\varphi_\infty$  decreases for some  $Y_2$ .*

Note that if  $\bar{F} \gg \bar{E}$ , then  $\Delta_2 < 0$  and we are guaranteed that for  $\bar{S}$  large, there exists multistationarity. Since  $\varphi$  takes the form in Figure 2c (maybe with more local maxima/minima) we have the following result:

**Result 8.** *Let a cascade as in Figure 1j with the same phosphatase acting on both layers be given. Assume the total amounts  $\bar{E}, \bar{F}$  are positive. Then, for  $\bar{S}$  large*

- (i) *If  $\mu_1\bar{F} - \bar{E} < 0$ , for any total amount  $\bar{P}$ , there is a unique BMSS.*
- (ii) *If  $\bar{F} \gg \bar{E}$ , then there exist values  $\bar{P}_{\min} < \bar{P}_{\max}$  such that for all  $\bar{P}_{\min} < \bar{P} < \bar{P}_{\max}$ , the system admits more than one BMSS.*

We conclude that multistationarity occurs in this system. Exploration of total amounts leading to multistationarity has been centered on values of  $\bar{S}$  sufficiently big. The general case seems to reduce to the same conclusions, but it is not covered here.

## 4 Discussion

Inspection of different small motifs that account for enzyme competition, sharing and specificity in post-translational modification of proteins has allowed us to determine the features that can lead to multistationarity in signaling pathways.

Bistability, and more generally multistability, in biological systems is seen as a mechanism of cellular decision making. Compared to systems with a single steady state, the presence of multiple stable steady states provide a possible switch between different responses and increased robustness with respect to environmental noise. Our study has been driven by the observation that, often in biological systems, there is not a one-to-one correspondence between enzymes and the modification reactions they catalyze. This phenomenon can be a cause of multistationarity, as we have seen, and hence be essential for the regulation and outcome of signaling systems.

Analysis of the motifs shows that only those in Figures 1f, 1g and 1j exhibit multistationarity. The common characteristic of these motifs, compared to the monostationary ones, is that a single enzyme is responsible for catalyzing the modification of two different substrates, which are at the same time linked. Indeed, in the first two motifs, 1f, 1g, the substrates are linked through  $S_1$ , which is both a modified and unmodified substrate for  $E$ , while in motif 1j, the link is provided by  $S_1$  being a modified substrate and a kinase. On the contrary, motif 1h satisfies the condition of an enzyme responsible for two different modifications, but fails to provide a link between the two substrates, and, consequently, multistationarity is not observed.

In the cases where multistationarity might arise, a necessary condition is that two opposing dynamics act on the same substrate. Specifically, in system 1f, by Result 6, multiple BMSS require  $\bar{F}_1 \gg \bar{E}$ , while keeping  $\mu_2\bar{F}_2$  below  $\bar{E}$ . Thus, since the phosphatase of the first cycle is much bigger than the kinase,  $S_1$  is pushed towards the

unmodified form, while by  $\mu_2 \bar{F}_2 < \bar{E}$ ,  $S_1$  is driven towards the fully modified form  $S_2$ . Similarly, in the cascade motif 1j, by Result 8, multistationarity requires  $\bar{S}$  big and  $\bar{F} \gg \bar{E}$ . This implies that  $S_1$  is pushed towards  $S_0$  in the first layer of the cascade, while  $\bar{S}$  (big) competes with the phosphatase  $\bar{F}$  in the second layer. The initial conditions of the system determine the BMSS, the system moves towards. It is remarkable that in these two systems, the presence of multistationarity is independent of the reaction rates and depends only on the initial conditions (i.e. total amounts). Thus, multistationarity can occur in any of these systems independently of the specific kinetics of the reactions.

Multistationarity of system 1g has already been studied, e.g., [20, 29, 30, 9, 22]. In [20], it was pointed out, without further inspection, that multistationarity had been seen to occur also in system 1f, where phosphorylation is carried by the same kinase. Detailed characterization of the parameters giving rise to multistationarity in system 1g is missing. Partial results, like [9], provide a parameterization of the space of reaction rates and pairs of BMSS; or [30] determine conditions for multistationarity to occur. Both works indicate that in this system the existence of more than one BMSS depends on the kinetics of the chemical reactions, thus differing from the two systems studied here.

The approach taken here to analyze our motifs proved to be conceptually simple. It is reduced to the study of the analytical properties of some continuous and differential functions that relate a conserved amount and a concentration at BMSS. In the cases displaying monostationarity, analysis of this function is quite straightforward, while a more in-deep study is required for cases in which multistationarity can occur.

Our results seem not to be derivable from current mathematical characterizations of monostable and multistationarity systems. According to Thomas' rule, proven in full generality by Soulé [27, 28], multiple steady states require positive feedback, or, in terms of the interaction graph associated to the reaction system, the existence of at least one positive loop. All our systems satisfy this property, since already the one-site modification cycle has a positive feedback given by the interplay between  $S_0, S_1$  and the intermediate complexes. Therefore, multistationarity cannot be ruled out from this general result.


The theory of monotone systems [26] gives characterizations of systems in which there is only one BMSS, and further, stability of the stationary point can be proven [1]. According to [1], a condition for the theory of monotone systems to be applicable for a chemical reaction network, is that there is no chemical species taking part in more than two reactions. This condition is only fulfilled for system 1a, and hence the theory cannot be applied here. Finally, our modeling does not fit the setting for the theory of injective systems [2].

## A Supplementary material

### A.1 Steady state equations

Here, we show the chemical reactions corresponding to each of the systems, provide the corresponding systems of differential equations (assuming mass-action kinetics) and derive the reduced set of equations used in the main text. In all cases, if the total amounts are positive (non-zero), then all concentrations at steady state must be different from zero.

**Motif 1a.** The chemical reactions of the system depicted in Figure 1a are



The corresponding system of differential equations is:

$$\dot{S}_0 = b^E X - a^E E S_0 + c^F Y \quad \dot{S}_1 = c^E X + b^F Y - a^F F S_1 \quad (12)$$

$$\dot{E} = (b^E + c^E) X - a^E E S_0 \quad \dot{X} = -(b^E + c^E) X + a^E E S_0 \quad (13)$$

$$\dot{F} = (b^F + c^F) Y - a^F F S_1 \quad \dot{Y} = -(b^F + c^F) Y + a^F F S_1. \quad (14)$$

It follows that  $\dot{E} + \dot{X} = 0$ ,  $\dot{F} + \dot{Y} = 0$  and  $\dot{S}_0 + \dot{S}_1 + \dot{X} + \dot{Y} = 0$ . Hence, the conservation laws are given by

$$\bar{E} = E + X, \quad \bar{F} = F + Y, \quad \bar{S} = S_0 + S_1 + X + Y.$$

If total amounts are provided, we have to solve a system of 6 equations in 6 variables consisting of the equations for the total amounts and, for instance, equations (12), (13) and (14). From the latter equations, we obtain the equivalent system

$$X - \eta E S_0 = 0, \quad Y - \delta F S_1 = 0, \quad X - \mu Y = 0$$

with constants  $\eta = a^E/(b^E + c^E)$ ,  $\delta = a^F/(b^F + c^F)$  and  $\mu = c^F/c^E$ .

**Motif 1b.** Consider the system provided in Figure 1b, where the two catalyzing enzymes coincide. The chemical reactions of the system are given by



The corresponding system of differential equations is:

$$\dot{S}_0 = b_1 X + c_2 Y - a_1 E S_0 \quad \dot{S}_1 = c_1 X + b_2 Y - a_2 E S_1 \quad (15)$$

$$\dot{E} = (b_1 + c_1) X + (b_2 + c_2) Y - a_1 E S_0 - a_2 E S_1 \quad \dot{X} = -(b_1 + c_1) X + a_1 E S_0 \quad (16)$$

$$\dot{Y} = -(b_2 + c_2) Y + a_2 E S_1. \quad (17)$$

We find that  $\dot{E} + \dot{X} + \dot{Y} = 0$  and  $\dot{S}_0 + \dot{S}_1 + \dot{X} + \dot{Y} = 0$ . Hence, the conservation laws are given by

$$\bar{E} = E + X + Y, \quad \bar{S} = S_0 + S_1 + X + Y.$$

If total amounts are provided, we need to solve a system of 5 equations in 5 variables consisting of those for the total amounts and, for instance, equations (15), (16) and (17). From the latter equations, we obtain an equivalent system given by

$$X - \eta E S_0 = 0, \quad Y - \delta E S_1 = 0, \quad X - \mu Y = 0$$

with constants  $\eta = a_1/(b_1 + c_1)$ ,  $\delta = a_2/(b_2 + c_2)$  and  $\mu = c_2/c_1$ . Note that if  $\bar{E} \neq 0$ , then  $E \neq 0$ .

**Motifs 1d, 1c.** The motif in Figure 1c is very similar to motif in Figure 1d and hence, it is not shown. The chemical reactions of the system are given by



The corresponding system of differential equations is:

$$\begin{aligned}\dot{E}_k &= (b_k^E + c_k^E)X_k - a_k^E E_k S_0 \\ \dot{F}_k &= (b_k^F + c_k^F)Y_k - a_k^F F_k S_1 \\ \dot{X}_k &= -(b_k^E + c_k^E)X_k + a_k^E E_k S_0\end{aligned}\tag{18}$$

$$\dot{Y}_k = -(b_k^F + c_k^F)Y_k + a_k^F F_k S_1\tag{19}$$

$$\begin{aligned}\dot{S}_0 &= b_1^E X_1 + c_1^F Y_1 - a_1^E E_1 S_0 + b_2^E X_2 + c_2^F Y_2 - a_2^E E_2 S_0 \\ \dot{S}_1 &= c_1^E X_1 + b_1^F Y_1 - a_1^F F_1 S_1 + c_2^E X_2 + b_2^F Y_2 - a_2^F F_2 S_1\end{aligned}\tag{20}$$

with  $k = 1, 2$ . It follows that  $\dot{X}_k + \dot{E}_k = 0$ ,  $\dot{Y}_k + \dot{F}_k = 0$  and  $\dot{S}_0 + \dot{S}_1 + \dot{X}_1 + \dot{X}_2 + \dot{Y}_1 + \dot{Y}_2 = 0$ . This leads to the following conserved total amounts ( $k = 1, 2$ ):

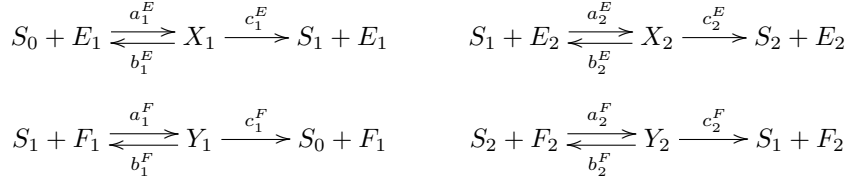
$$\bar{E}_k = E_k + X_k, \quad \bar{F}_k = F_k + Y_k, \quad \bar{S} = S_0 + S_1 + X_1 + X_2 + Y_1 + Y_2.$$

Therefore, if total amounts are provided, we have to solve a system of 10 equations in 10 variables consisting of the equations for the total amounts (5 equations) and, for instance, equations (18), (19), for  $k = 1, 2$  and (20). From the latter equations, we obtain an equivalent system given by

$$X_k - \eta_k E_k S_0 = 0, \quad Y_k - \delta_k F_k S_1 = 0, \quad c_1^E X_1 + c_2^E X_2 - c_1^F Y_1 - c_2^F Y_2 = 0$$

for  $k = 1, 2$ , with constants  $\eta_k = a_k^E / (b_k^E + c_k^E)$  and  $\delta_k = a_k^F / (b_k^F + c_k^F)$ .

**Motif 1e.** The chemical reactions of the system are:



The differential equations describing the system are:

$$\dot{X}_k = a_k^E E_k S_{k-1} - (b_k^E + c_k^E)X_k \quad \dot{E}_k = (b_k^E + c_k^E)X_k - a_k^E E_k S_{k-1}\tag{21}$$

$$\dot{Y}_k = a_k^F F_k S_k - (b_k^F + c_k^F)Y_k, \quad \dot{F}_k = (b_k^F + c_k^F)Y_k - a_k^F F_k S_k\tag{22}$$

$$\dot{S}_0 = b_1^E X_1 - a_1^E E_1 S_0 + c_1^F Y_1 \quad \dot{S}_2 = c_2^E X_2 + b_2^F Y_2 - a_2^F F_2 S_2\tag{23}$$

$$\dot{S}_1 = c_1^E X_1 + b_1^E X_2 + b_1^F Y_1 + c_2^F Y_2 - (a_1^F F_1 + a_2^E E_2)S_1\tag{24}$$

with  $k = 1, 2$ . We have  $\dot{X}_k + \dot{E}_k = 0$ ,  $\dot{Y}_k + \dot{F}_k = 0$  and  $\dot{S}_0 + \dot{S}_1 + \dot{S}_2 + \dot{X}_1 + \dot{X}_2 + \dot{Y}_1 + \dot{Y}_2 = 0$ , which lead to the following conserved total amounts ( $k = 1, 2$ ):

$$\bar{E}_k = E_k + X_k, \quad \bar{F}_k = F_k + Y_k, \quad \bar{S} = S_0 + S_1 + S_2 + X_1 + X_2 + Y_1 + Y_2.\tag{25}$$

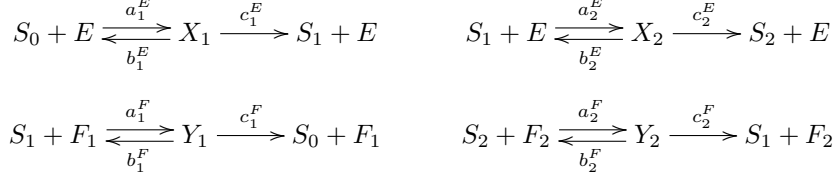
Therefore, if total amounts are provided, we have to solve a system of 11 equations in 11 variables consisting of those in (25) and, for instance, equations (21), (22), (23) and (24). From the latter equations, we obtain

$$X_k = \eta_k E_k S_{k-1}, \quad Y_k = \delta_k F_k S_k, \quad k = 1, 2$$

with constants  $\eta_k = a_k^E / (b_k^E + c_k^E)$  and  $\delta_k = a_k^F / (b_k^F + c_k^F)$ . Equation (23) minus (22) for  $k = 2$  gives  $c_2^E X_2 - c_2^F Y_2 = 0$ . This relation together with equation (24) minus (21) for  $k = 2$  and (22) for  $k = 1$  give  $c_1^E X_1 - c_1^F Y_1 = 0$ . Therefore, we have that

$$X_k = \mu_k Y_k, \quad \mu_k = c_k^F / c_k^E.$$

**Motif 1f.** The chemical reactions of the system are:



The differential equations describing the system are the following:

$$\dot{S}_0 = b_1^E X_1 - a_1^E E S_0 + c_1^F Y_1 \quad \dot{S}_2 = c_2^E X_2 + b_2^F Y_2 - a_2^F F_2 S_2 \quad (27)$$

$$\dot{Y}_k = a_k^F F_k S_k - (b_k^F + c_k^F) Y_k \quad \dot{X}_k = a_k^E E S_{k-1} - (b_k^E + c_k^E) X_k \quad (28)$$

$$\dot{E} = (b_1^E + c_1^E) X_1 + (b_2^E + c_2^E) X_2 - (a_1^E S_0 + a_2^E S_1) E \quad \dot{F}_k = (b_k^F + c_k^F) Y_k - a_k^F F_k S_k \quad (29)$$

$$\dot{S}_1 = c_1^E X_1 + b_2^E X_2 + b_1^F Y_1 + c_2^F Y_2 - (a_1^F F_1 + a_2^E E) S_1 \quad (26)$$

with  $k = 1, 2$ . As in the previous system, the conservation laws are given by

$$\bar{E} = E + X_1 + X_2, \quad \bar{F}_k = F_k + Y_k, \quad \bar{S} = S_0 + S_1 + S_2 + X_1 + X_2 + Y_1 + Y_2,$$

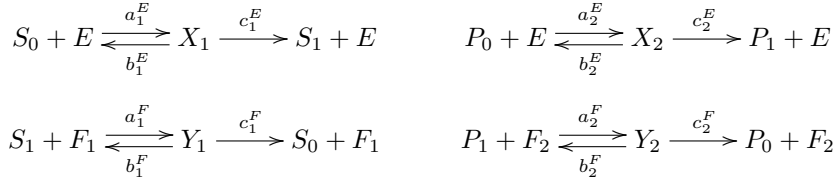
$k = 1, 2$ . Therefore, if total amounts are provided, the system to be solved consists of 10 equations in 10 variables which are the equations for the total amounts and, for instance, equations (28), (29), (27) and (26). From (28) and (29), we obtain

$$X_k = \eta_k E S_{k-1}, \quad Y_k = \delta_k F_k S_k, \quad k = 1, 2 \quad (30)$$

with constants  $\eta_k = a_k^E / (b_k^E + c_k^E)$  and  $\delta_k = a_k^F / (b_k^F + c_k^F)$ . Proceeding exactly as in the previous system, we see that

$$X_k = \mu_k Y_k, \quad \mu_k = c_k^F / c_k^E.$$

**Motif 1h.** The chemical reactions of the system are:



The differential equations describing the system are the following:

$$\begin{aligned} \dot{S}_0 &= b_1^E X_1 - a_1^E E S_0 + c_1^F Y_1 & \dot{P}_0 &= b_2^E X_2 - a_2^E E P_0 + c_2^F Y_2 \\ \dot{S}_1 &= b_1^F Y_1 - a_1^F F_1 S_1 + c_1^E X_1 & \dot{P}_1 &= b_2^F Y_2 - a_2^F F_2 P_1 + c_2^E X_2 \end{aligned} \quad (31)$$

$$\dot{X}_1 = -(b_1^E + c_1^E) X_1 + a_1^E E S_0, \quad \dot{X}_2 = -(b_2^E + c_2^E) X_2 + a_2^E E P_0, \quad (32)$$

$$\dot{Y}_1 = -(b_1^F + c_1^F) Y_1 + a_1^F F_1 S_1, \quad \dot{Y}_2 = -(b_2^F + c_2^F) Y_2 + a_2^F F_2 P_1, \quad (33)$$

$$\dot{F}_1 = (b_1^F + c_1^F) Y_1 - a_1^F F_1 S_1 \quad \dot{F}_2 = (b_2^F + c_2^F) Y_2 - a_2^F F_2 P_1$$

$$\dot{E} = (b_1^E + c_1^E) X_1 + (b_2^E + c_2^E) X_2 - E(a_1^E S_0 + a_2^E P_0).$$

The conservation laws are given by

$$\bar{E} = E + X_1 + X_2, \quad \bar{F}_k = F_k + Y_k, \quad \bar{S} = S_0 + S_1 + X_1 + Y_1, \quad \bar{P} = P_0 + P_1 + X_2 + Y_2,$$

with  $k = 1, 2$ . Therefore, if total amounts are provided, the system to be solved consists of 11 equations in 11 variables which are the equations for the total amounts (5 equations) and, for

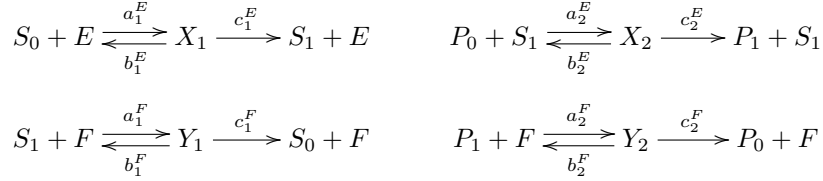
instance, equations (31)-(36). From (32), (33), (35) and (36) we obtain

$$X_1 = \eta_1 E S_0, \quad X_2 = \eta_2 E P_0, \quad Y_1 = \delta_1 F_1 S_1, \quad Y_2 = \delta_2 F_2 P_1,$$

with constants  $\eta_k = a_k^E / (b_k^E + c_k^E)$  and  $\delta_k = a_k^F / (b_k^F + c_k^F)$ . From the latter equations we obtain

$$X_k = \mu_k Y_k, \quad \mu_k = c_k^F / c_k^E.$$

**Motif 1j.** The chemical reactions of the system are:



The differential equations describing the system are the following:

$$\dot{S}_0 = b_1^E X_1 - a_1^E E S_0 + c_1^F Y_1 \quad \dot{X}_1 = a_1^E E S_0 - (b_1^E + c_1^E) X_1 \quad (38)$$

$$\dot{P}_0 = b_2^E X_2 - a_2^E S_1 P_0 + c_2^F Y_2 \quad \dot{X}_2 = a_2^E S_1 P_0 - (b_2^E + c_2^E) X_2 \quad (39)$$

$$\dot{E} = (b_1^E + c_1^E) X_1 - a_1^E E S_0 \quad \dot{Y}_1 = a_1^F F S_1 - (b_1^F + c_1^F) Y_1 \quad (40)$$

$$\dot{F} = (b_1^F + c_1^F) Y_1 - a_1^F F S_1 + (b_2^F + c_2^F) Y_2 - a_2^F F P_1 \quad \dot{Y}_2 = a_2^F F P_1 - (b_2^F + c_2^F) Y_2 \quad (41)$$

$$\dot{S}_1 = c_1^E X_1 + b_1^F Y_1 + (b_2^E + c_2^E) X_2 - (a_1^F F + a_2^E P_0) S_1 \quad (37) \quad \dot{P}_1 = b_2^F Y_2 - a_2^F F P_1 + c_2^E X_2 \quad (42)$$

By differentiation, the conservation laws are given by

$$\bar{E} = E + X_1, \quad \bar{F} = F + Y_1 + Y_2, \quad \bar{S} = S_0 + S_1 + X_1 + X_2 + Y_1, \quad \bar{P} = P_0 + P_1 + X_2 + Y_2.$$

If total amounts are provided, the system to be solved consists of 10 equations in 10 variables which are the equations for the total amounts and, for instance, equations (40)-(37). From the latter equations, we obtain

$$X_1 = \eta_1 E S_0, \quad X_2 = \eta_2 S_1 P_0, \quad Y_1 = \delta_1 F S_1, \quad Y_2 = \delta_2 F P_1$$

with constants  $\eta_k = a_k^E / (b_k^E + c_k^E)$  and  $\delta_k = a_k^F / (b_k^F + c_k^F)$ . Equations (41) plus (42), and (40) plus (37) and (39), provide

$$X_k = \mu_k Y_k, \quad \mu_k = c_k^F / c_k^E.$$

## A.2 Proofs

*Proposition 1.* Recall that we defined  $\Gamma = \{Y_1 \in \Gamma_1 | f(Y_1) \in \Gamma_2\}$ . The derivative of  $f$  is

$$f'(y) = \frac{\eta_2(\delta_1 \bar{E} \bar{F}_1 - 2\delta_1 \mu_1 \bar{F}_1 y + (\delta_1 - \eta_2) \mu_1 y^2)}{\mu_2(\delta_1(\bar{F}_1 - y) + \eta_2 y)^2}$$

The denominator is always positive. The numerator is a degree two polynomial in  $y$ , which can have positive real roots, and is positive at  $y = 0$ . Recall that we are considering  $y \leq \xi_1$ .

The numerator evaluated at  $y = \bar{F}_1$  is equal to  $\eta_2(\delta_1 \bar{E} - (\delta_1 + \eta_2) \mu_1 \bar{F}_1) \bar{F}_1$  which is positive if and only if

$$\bar{\Delta}_1 = (1 + \eta_2 / \delta_1) \mu_1 \bar{F}_1 - \bar{E} \leq 0.$$



If this is the case, then the numerator is bounded below by  $\eta_2\mu_1(\delta_1(\bar{F}_1 - y)^2 + \eta_2(\bar{F}_1^2 - y^2)) > 0$  and hence both the numerator and  $f'(y)$  are positive for all  $y < \xi_1$ .

Therefore, for  $\bar{\Delta}_1 \leq 0$  the function  $f$  is increasing for all  $y \in \Gamma_1 = [0, \bar{F}_1]$  (see Figure 3). In this case, since  $f(0) = 0$ , the condition  $f(Y_1) \in \Gamma_2$  is equivalent to  $Y_1 < f^{-1}(\xi_2)$  and hence  $\Gamma = [0, \min(\bar{F}_1, f^{-1}(\xi_2))]$ . This proves (i).

To proceed to (ii), note that when  $\bar{\Delta}_1 > 0$ ,  $f'(\bar{F}_1) < 0$ . If  $\Delta_1 \leq 0$ , then  $\xi_1 = \bar{F}_1$ . If  $\Delta_1 > 0$ , then  $\xi_1 = \bar{E}/\mu_1$  and one sees that the numerator is also negative at  $\xi_1$ . It follows that if  $\bar{\Delta}_1 > 0$ , then, whatever sign  $\Delta_1$  has, one has  $f'(\xi_1) < 0$  and hence the numerator of  $f'$  has exactly one real positive root  $\alpha$  in  $\Gamma_1$ . Thus,  $f$  is a function that increases up to  $y = \alpha$ , and then decreases (see Figure 3). Note however that if  $\Delta_1 > 0$ ,  $\xi_1 = \bar{E}/\mu_1$ ,  $f(\xi_1) = 0$ , and the function  $f$  starts and ends in zero in  $\Gamma_1$ ; on the contrary, if  $\Delta_1 \leq 0$ ,  $\xi_1 = \bar{F}_1$  and  $f(\xi_1) = -\Delta_1/\mu_2 > 0$ . These differences are depicted in Figure 3(B-C).

The three cases (a)-(c) follow from the determination of  $\Gamma$ . The idea is depicted in Figure 4. For  $f(Y_1) \in \Gamma_2$ , it is required that  $f(Y_1) < \xi_2$ . Since the maximal value of  $f$  in  $\Gamma_1$  is  $f(\alpha)$ , if  $f(\alpha) > \xi_2$ , then the horizontal line  $Y_2 = \xi_2$  intersects the graph of  $f$  in two points corresponding to  $Y_1$ -values  $\alpha_1 \leq \alpha \leq \alpha_2$  (which are equal if  $\xi_2 = f(\alpha)$ ). If  $Y_1 \in [0, \alpha_1) \cup (\alpha_2, \xi_1]$ , then  $f(Y_1) \in \Gamma_2$ , while it will lie outside the interval if  $Y_1 \in [\alpha_1, \alpha_2]$ . Therefore, if  $f(\alpha) > \xi_2$ , we have

$$\Gamma = ([0, \alpha_1) \cup (\alpha_2, \xi_1]) \cap [0, \xi_1).$$

Since for all  $Y_1 \in \Gamma_1$  one has  $f(Y_1) \leq \bar{E}/\mu_2$  (see comments after (8)), only if  $\xi_2 = \bar{F}_2$  we can have  $f(\alpha) > \xi_2$ . This condition is equivalent to  $\Delta_2 \leq 0$ .

We see that if  $\Delta_1 \leq 0$  (thus  $f(\xi_1) = -\Delta_1/\mu_2 > 0$ ) and  $\xi_2 = \bar{F}_2 \leq f(\bar{F}_1)$ , then  $\alpha_2 > \bar{F}_1$  and hence  $\Gamma = [0, \alpha_1]$ . Since  $\alpha_1 \leq \alpha$ ,  $f$  is increasing in  $\Gamma$ . Note that the condition  $\bar{F}_2 + \Delta_1/\mu_2 \leq 0$  already implies  $\Delta_2 \leq 0$ . This proves (a).

Assume now that  $\Delta_2 \leq 0$  (whatever the sign of  $\Delta_1$  is) and  $\bar{F}_2 \in [\max(0, -\Delta_1/\mu_2), f(\alpha)]$ . Then,  $\alpha_1, \alpha_2 \leq \xi_1$  and hence

$$\Gamma = [0, \alpha_1) \cup (\alpha_2, \xi_1)$$

with  $f$  increasing in  $[0, \alpha_1)$  and decreasing in  $(\alpha_2, \xi_1)$ , proving (b).

Case (c) just follows from the fact that for all  $Y_1 \in \Gamma_1$ , we have  $f(Y_1) \leq f(\alpha) \leq \xi_2$ . □

*Proposition 2.* The derivative of  $\varphi$  with respect to  $Y_1$  can be written as

$$\varphi'(Y_1) = \frac{d\varphi_1}{dY_1}(Y_1) + \frac{d\varphi_2}{dY_2}(f(Y_1)) \frac{df}{dY_1}(Y_1)$$

where in  $\varphi_1$  we make the substitution  $Y_2 = f(Y_1)$  before differentiating. We have

$$\frac{d\varphi_2}{dY_2} = (1 + \mu_2) + \frac{\bar{F}_2}{\delta_2(\bar{F}_2 - Y_2)^2}$$

and this is the only term that depends on  $\bar{F}_2$ . Note in addition that this term is decreasing in  $\bar{F}_2$ , with its derivative with respect to  $\bar{F}_2$  being  $-(\bar{F}_2 + Y_2)/(\delta_2(\bar{F}_2 - Y_2)^3)$ .

The variables  $S_1, Y_1, X_1$  are all increasing functions of  $Y_1$ . As for  $S_0$ , we have that the derivative of  $\mu_1 Y_1 + \mu_2 f(Y_1)$  is

$$\frac{\delta_1 \eta_2 (\bar{E} \bar{F}_1 - \mu_1 Y_1^2) + \delta_1^2 \mu_1 (\bar{F}_1 - Y_1)^2}{(\eta_2 Y_1 + \delta_1 (\bar{F}_1 - Y_1))^2}$$

and this is positive for  $Y_1 < \bar{F}_1, \bar{E}/\mu_1$ . It follows that  $S_0$  is also increasing in  $Y_1$  meaning that  $\frac{d\varphi_1}{dY_1}(Y_1) > 0$ .

We saw in case (b), that if  $\bar{F}_2 = f(\alpha)$  there exist (many) values of  $Y_1 \in \Gamma''$  for which  $\varphi'(Y_1) < 0$ . Fixing one of them, since  $\varphi'$  is continuous in  $\bar{F}_2$ , there exists an  $\epsilon > 0$  for which for any  $\bar{F}_2 \in (f(\alpha) - \epsilon, f(\alpha) + \epsilon)$ ,  $\varphi'(Y_1) < 0$ . This ensures that for values of  $\bar{F}_2 \geq f(\alpha)$  close enough to  $f(\alpha)$ , even though  $\varphi$  is continuous in a connected interval, we still have multistationarity.

On the other hand, the term  $\frac{d\varphi_2}{dY_2}(f(Y_1))$  is positive for any  $Y_1 \in \Gamma$ . Therefore, if  $\varphi'$  vanishes for some  $Y_1$ , it must happen  $Y_1 > \alpha$ , where  $f$  is decreasing. In the interval  $I = (\alpha, \xi_1)$ ,  $-df/dY_1$  is positive and bounded above. When  $\bar{F}_2$  tends to infinity,  $d\varphi_2/dY_2$  tends to zero. Additionally,  $\varphi$  is increasing in  $\bar{F}_2$  since  $df/dY_1 < 0$ . Since for  $Y_1 \in I$ ,  $d\varphi_1/dY_1$  is bounded below (it's never zero and tends to infinity), we see that for  $\bar{F}_2$  big enough, we will have

$$\frac{d\varphi_1}{dY_1}(Y_1) > -\frac{d\varphi_2}{dY_2}(f(Y_1)) \frac{df}{dY_1}(Y_1)$$

for all  $Y_1 \in I$ , and hence the function  $\varphi$  is increasing and there is no multistationarity.

Therefore, we have seen that for values of  $\bar{F}_2$  above  $f(\alpha)$  but “close” to  $f(\alpha)$  there is multistationarity, and for big enough values of  $\bar{F}_2$ , the function  $\varphi$  is increasing. If  $\bar{F}_2'$  is such that  $\varphi$  is increasing in some value  $Y_1$ , then for any  $\bar{F}_2 \geq \bar{F}_2'$ ,  $\varphi$  must be increasing in  $Y_1$  ( $\varphi'$  increases). Note that this argument includes the case when maybe  $\varphi'(Y_1) = 0$  but  $\varphi' > 0$  around  $Y_1$  (and hence  $\varphi$  increasing). This implies that the two regions are separated by a certain boundary value of  $\bar{F}_2$ , call it  $M_F$ . By the argument above, the values of  $\bar{F}_2$  in the lower region form an open set in  $\mathbb{R}$ , while those in the upper region form a closed set. Therefore, we see that for all  $\bar{F}_2 \geq M_F$ , there is only one BMSS, while for all  $M_F > \bar{F}_2 > f(\alpha)$  there is multistationarity.  $\square$

*Lemma 10.* The derivative of  $\bar{S} = \Phi(Y_1, Y_2)$  with respect to  $Y_1$  is positive. Thus, for any fixed  $Y_2$ , the inverse function theorem implies that  $Y_1$  is an increasing function of  $\bar{S}$ .

Note that for  $\Phi$  to tend to  $+\infty$  for any fixed  $Y_2 \in \Gamma_2$  (a bounded interval), either  $Y_1$  tends to  $\bar{E}/\mu_1$  or to  $\bar{F} - Y_2$ . The first case arises if and only if  $\bar{E}/\mu_1 \leq \bar{F} - Y_2$  providing the two situations (ii), (iii).

We have

$$\begin{aligned} \Phi_2 &:= \partial\Phi/\partial Y_2 = \mu_2 + \frac{Y_1}{\delta_1(\bar{F} - Y_1 - Y_2)^2}, \\ \Phi_1 &:= \partial\Phi/\partial Y_1 = 1 + \mu_1 + \frac{\mu_1 \bar{E}}{\eta_1(\bar{E} - \mu_1 Y_1)^2} + \frac{\bar{F} - Y_2}{\delta_1(\bar{F} - Y_1 - Y_2)^2}. \end{aligned}$$

It follows that in case (ii), the quotient  $-\Phi_2/\Phi_1$  tends to zero, while in case (iii) to  $-1$ .

The claim  $f' > -1$  is equivalent to  $\Phi_2/\Phi_1 < 1$ . Since  $\bar{E}/\mu_1 - \bar{F} + Y_2 > 0$ , the function  $h(Y_1) = \frac{\mu_1 \bar{E}}{\eta_1(\bar{E} - \mu_1 Y_1)^2}$  approaches some value  $\alpha > 0$  when  $Y_1$  increases. After rearrangement it suffices to show

$$\mu_2 \delta_1(\bar{F} - Y_1 - Y_2)^2 + Y_1 < (1 + \mu_1 + h(Y_1)) \delta_1(\bar{F} - Y_1 - Y_2)^2 + (\bar{F} - Y_2)$$

which is equivalent to

$$(\mu_2 - (1 + \mu_1 + h(Y_1)) \delta_1(\bar{F} - Y_1 - Y_2)) < 1.$$

Since  $h(Y_1)$  tends to a positive number and  $\bar{F} - Y_1 - Y_2$  is arbitrarily small, we are done.  $\square$

*Lemma 11.* Existence of values of  $Y_2$  for which  $\varphi'_\infty(Y_2) < 0$  is equivalent to

$$p(Y_2) := \delta_2(\Delta_1 - Y_2)^2(1 + \mu_2 + \beta(\Delta_1 - 2Y_2)) + \Delta_1 < 0$$

with  $\beta = \mu_1\mu_2\delta_1/\eta_2\bar{E}$ . The function  $p(Y_2)$  is a polynomial of degree 3. For  $Y_2 = 0$  it takes a positive value and when  $Y_2$  tends to infinity, the polynomial tends to  $-\infty$ . Therefore, it takes negative values in  $Y_2 \in [0, \Delta_1)$  if and only if there is a positive root in this interval. At  $Y_2 = \Delta_1$  it is positive, and hence, there is at least one root after  $Y_2$ . The derivative with respect to  $Y_2$  is

$$p'(Y_2) = -2\delta_2(\Delta_1 - Y_2)(1 + \mu_2 + \beta(2\Delta_1 - 3Y_2))$$

One zero of the derivative is  $Y_2 = \Delta_1$ , while the other is  $\gamma = (1 + \mu_2 + 2\beta\Delta_1)/3\beta$ . Note that at  $\Delta_1$ ,  $p(\Delta_1)$  is positive. Therefore, for negative values of  $p$  to occur between 0 and  $\Delta_1$ , we need  $\gamma < \Delta_1$  and  $p(\gamma) < 0$ .

We have  $\gamma < \Delta_1$  if and only if  $\Delta_1 > (1 + \mu_2)/\beta$ , in which case  $\Delta_1$  is a maximum and  $\gamma$  is a minimum. Evaluating  $p$  in  $\gamma$  gives the following condition:

$$\Delta_2 = 27\mu_1\eta_2\bar{E}(\mu_1\bar{F} - \bar{E}) - \delta_1\delta_2\mu_2(\mu_1\bar{F} - \eta_2(1 + \mu_2)\bar{E})^3 < 0,$$

which concludes the proof. □

## References

- [1] D. Angeli, P. De Leenheer, and E. Sontag. Graph-theoretic characterizations of monotonicity of chemical networks in reaction coordinates. *J Math Biol*, 61:581–616, Oct 2010.
- [2] M. Banaji and G. Craciun. Graph-theoretic criteria for injectivity and unique equilibria in general chemical reaction systems. *Adv Appl Math*, 44:168–184, Feb 2010.
- [3] N. Bluthgen, F. J. Bruggeman, S. Legewie, H. Herzel, H. V. Westerhoff, and B. N. Kholodenko. Effects of sequestration on signal transduction cascades. *FEBS J.*, 273:895–906, Mar 2006.
- [4] V. Chaptal, F. Vincent, V. Gueguen-Chaignon, V. Monedero, S. Poncet, J. Deutscher, S. Nessler, and S. Morera. Structural analysis of the bacterial HPr kinase/phosphorylase V267F mutant gives insights into the allosteric regulation mechanism of this bifunctional enzyme. *J. Biol. Chem.*, 282:34952–34957, Nov 2007.
- [5] P. Cohen. The structure and regulation of protein phosphatases. *Annu Rev Biochem*, 58:453–508, Jan 1989.
- [6] P. Cohen. The regulation of protein function by multisite phosphorylation—a 25 year update. *Trends in Biochemical Sciences*, 25(12):596–601, Dec 2000.
- [7] P. TW. Cohen. Protein phosphatase 1—targeted in many directions. *Journal of Cell Science*, 115(Pt 2):241–56, Jan 2002.
- [8] Philip Cohen. Signal integration at the level of protein kinases, protein phosphatases and their substrates. *Trends in Biochemical Sciences*, 17:408–413, 1992.
- [9] C. Conradi, D. Flockerzi, and J. Raisch. Multistationarity in the activation of a MAPK: parametrizing the relevant region in parameter space. *Math Biosci*, 211:105–131, Jan 2008.
- [10] B. W. Doble and J. R. Woodgett. Gsk-3: tricks of the trade for a multi-tasking kinase. *Journal of Cell Science*, 116(Pt 7):1175–86, Apr 2003.
- [11] E. Feliu, M. Knudsen, L. N. Andersen, and C. Wiuf. An algebraic approach to signaling cascades with n layers. *arXiv*, q-bio.QM, Aug 2010.
- [12] D. Fell. *Understanding the control of metabolism*, volume 2 of *Frontiers in Metabolism*. Portland Press, first edition, 1997.
- [13] J. E. Ferrell and R. R. Bhatt. Mechanistic studies of the dual phosphorylation of mitogen-activated protein kinase. *J Biol Chem*, 272(30):19008–16, Jul 1997.

- [14] A. Goldbeter and D. E. Koshland. An amplified sensitivity arising from covalent modification in biological systems. *Proc. Natl. Acad. Sci. U.S.A.*, 78:6840–6844, Nov 1981.
- [15] A. Goldbeter and D. E. Koshland. Ultrasensitivity in biochemical systems controlled by covalent modification. Interplay between zero-order and multistep effects. *J. Biol. Chem.*, 259:14441–14447, Dec 1984.
- [16] L. N. Johnson. The regulation of protein phosphorylation. *Biochem. Soc. Trans.*, 37(Pt 4):627–41, Aug 2009.
- [17] O. Kapuy, D. Barik, M. R. Domingo Sananes, J. J. Tyson, and B. Novák. Bistability by multiple phosphorylation of regulatory proteins. *Progress in Biophysics and Molecular Biology*, 100(1-3):47–56, Jan 2009.
- [18] Y. Keshet and R. Seger. The map kinase signaling cascades: a system of hundreds of components regulates a diverse array of physiological functions. *Methods Mol Biol*, 661:3–38, Jan 2010.
- [19] G. Manning, D. B. Whyte, R. Martinez, T. Hunter, and S. Sudarsanam. The protein kinase complement of the human genome. *Science*, 298:1912–1934, Dec 2002.
- [20] N. I. Markevich, J. B. Hoek, and B. N. Kholodenko. Signaling switches and bistability arising from multisite phosphorylation in protein kinase cascades. *J. Cell Biol.*, 164:353–359, Feb 2004.
- [21] J. V. Olsen, B. Blagoev, F. Gnäd, B. Macek, C. Kumar, P. Mortensen, and M. Mann. Global, in vivo, and site-specific phosphorylation dynamics in signaling networks. *Cell*, 127:635–648, Nov 2006.
- [22] F. Ortega, J. L. Garces, F. Mas, B. N. Kholodenko, and M. Cascante. Bistability from double phosphorylation in signal transduction. Kinetic and structural requirements. *FEBS J.*, 273:3915–3926, Sep 2006.
- [23] C. Salazar and T. Höfer. Kinetic models of phosphorylation cycles: a systematic approach using the rapid-equilibrium approximation for protein-protein interactions. *Biosystems*, 83:195–206, 2006.
- [24] C. Salazar and T. Höfer. Multisite protein phosphorylation—from molecular mechanisms to kinetic models. *FEBS J.*, 276:3177–3198, 2009.
- [25] Y. D. Shaul and R. Seger. The mek/erk cascade: from signaling specificity to diverse functions. *Biochim Biophys Acta*, 1773(8):1213–26, Aug 2007.
- [26] Hal L. Smith. *Monotone dynamical systems*, volume 41 of *Mathematical Surveys and Monographs*. American Mathematical Society, Providence, RI, 1995. An introduction to the theory of competitive and cooperative systems.
- [27] C. Soule. Mathematical approaches to differentiation and gene regulation. *C. R. Biol.*, 329:13–20, Jan 2006.
- [28] C. Soule. Mathematical approaches to differentiation and gene regulation. *C. R. Biol.*, 329:13–20, Jan 2006.
- [29] M. Thomson and J. Gunawardena. Unlimited multistability in multisite phosphorylation systems. *Nature*, 460:274–277, Jul 2009.
- [30] L. Wang and E. D. Sontag. On the number of steady states in a multiple futile cycle. *J Math Biol*, 57:29–52, Jul 2008.
- [31] R. C. Wu, J. Qin, P. Yi, J. Wong, S. Y. Tsai, M. J. Tsai, and B. W. O’Malley. Selective phosphorylations of the SRC-3/AIB1 coactivator integrate genomic responses to multiple cellular signaling pathways. *Mol. Cell*, 15:937–949, Sep 2004.
- [32] L. Xiao, L. L. Gong, D. Yuan, M. Deng, X. M. Zeng, L. L. Chen, L. Zhang, Q. Yan, J. P. Liu, X. H. Hu, S. M. Sun, J. Liu, H. L. Ma, C. B. Zheng, H. Fu, P. C. Chen, J. Q. Zhao, S. S. Xie, L. J. Zou, Y. M. Xiao, W. B. Liu, J. Zhang, Y. Liu, and D. W. Li. Protein phosphatase-1 regulates Akt1 signal transduction pathway to control gene expression, cell survival and differentiation. *Cell Death Differ.*, 17:1448–1462, Sep 2010.