

Interface dynamics of a two-component Bose-Einstein condensate driven by an external force

D. Kobayakov,¹ V. Bychkov,¹ E. Lundh,¹ A. Bezett,¹ V. Akkerman,² and M. Marklund¹

¹*Department of Physics, Umeå University, 901 87 Umeå, Sweden*

²*Department of Mechanical and Aerospace Engineering, Princeton University, NJ-08544-5263 Princeton, USA*

The dynamics of an interface in a two-component Bose-Einstein condensate driven by a spatially uniform time-dependent force is studied. Starting from the Gross-Pitaevskii Lagrangian, the dispersion relation for linear waves and instabilities at the interface is derived by means of a variational approach. A number of diverse dynamical effects for different types of the driving force is demonstrated, which includes the Rayleigh-Taylor instability for a constant force, the Richtmyer-Meshkov instability for a pulse force, dynamic stabilization of the Rayleigh-Taylor instability and onset of the parametric instability for an oscillating force. Gaussian Markovian and non-Markovian stochastic forces are also considered. It is found that the Markovian stochastic force does not produce any average effect on the dynamics of the interface, while the non-Markovian force leads to exponential perturbation growth.

I. INTRODUCTION

Superfluid dynamics of interfaces between Bose-Einstein condensates (BECs) of dilute atomic gases has gained active interest, both in experimental [1–5], and theoretical works [6–13]. These studies started with the experimental realization of a multicomponent BEC [1, 2] and the theoretical investigation of the planar interface structure [6–9]. At present, a good deal of the research focuses on the hydrodynamic instabilities at the interfaces in BECs, such as the Kelvin-Helmholtz instability, the Rayleigh-Taylor (RT) instability, the ferrofluid normal-field instability, and the Richtmyer-Meshkov (RM) instability [12–17]. A common feature of these fundamental instabilities in the classical gas dynamics is the production of vortices at the unstable interface. In that sense, dynamics of an interface between two quantum fluids has some unique features with quantized vorticity being, probably, the most specific and the most interesting among them. At the same time, there is also much similarity between the classical and quantum gas dynamics, which allows “borrowing” some classical results and applying them directly or with modifications to the quantum case, see Refs. [12–15]. Such “borrowing” is especially typical in studies of the linear instability stages, for which the difference between the classical and quantum cases is expected to be minimal. Still, the problem of rigorous derivation of such effects in BEC systems from the basic principles of quantum theory remains open for most cases. The derivation is needed not only to justify the extrapolations from the classical to quantum gas dynamics, but also to find limits of such extrapolation as well as to indicate intrinsic quantum effects involved into the problem. As an example, we point out the study of the interface waves in a system of two BECs undertaken in Ref. [8]. Apart from common capillary waves anticipated from the classical gas-dynamics and related to in-phase perturbations of two BECs, Ref. [8] demonstrated also the possibility of quantum counter-phase perturbations, for which the local interpenetration depth of two wave functions for different BECs oscillates in time. Thus, one purpose of the present paper is to provide rigorous derivation of the dispersion relations for some fundamental quasi-hydrodynamic instabilities in a two-component BEC driven by a time-dependent force.

As a particular experimental realization of such a force, Sasaki et al. [12] suggested a system of two phase-segregated, interacting BECs with different spins placed in an external magnetic field gradient. This is possible, for example, for two magnetic sublevels of the $F = 1$ hyperfine state of ^{87}Rb with $|F, m_F\rangle = |1, -1\rangle$ and $|1, 1\rangle$. Starting from the Gross-Pitaevskii (GP) action for the two component BEC system, we derive the equations of motion of small perturbations of the interface.

The other purpose of the present paper is to demonstrate the diversity of hydrodynamic effects in a system of two separated BECs under the action of a time-dependent force. Recently, within classical gas dynamics, there has been increased interest in the problems of the modified RT and RM instabilities subject to time-dependent gravity, e.g. see [18–21]. The configuration of time-dependent gravity was discussed in the context of specially designed laboratory experiments [22], in the scope of the problem of inertial confined fusion [19, 23, 24] and in relation to flame dynamics [25–28]. In particular, stabilization of the RT instability by an oscillating high-frequency addition to the gravity acceleration has been proposed both in the traditional RT configuration [29] and for the inertial confined fusion [23, 24]. Development of the parametric instability at a flame front under the action of acoustic waves and possible stabilization of the hydrodynamic flame instability has been investigated experimentally and theoretically in Refs. [30–32]. Here we show that similar effects take place in BECs. Apart from the RT and RM instabilities considered before in [12, 15], we demonstrate also the possibility of dynamical stabilization of the RT instability by high-frequency oscillations, as well as triggering of the parametric instability. Another interesting option, which has not been considered yet even in the classical gas-dynamics corresponds to a Gaussian stochastic force, which may be Markovian or non-Markovian with zero or non-zero time correlations, respectively. In the present paper we show that the Markovian stochastic force does not produce any average effect on dynamics of the interface, while the non-Markovian force leads to exponential growth of perturbations.

The paper is organized as follows. In section II we formulate the model. In section III we consider a planar (one-dimensional) quantum system with a magnetic gradient push-

ing the BECs towards each other, for the case of both constant and time-dependent external forces. In section IV we derive the equation, which describes the dynamics of small interface perturbations. In section V we consider interface dynamics under the action of different forces, including a constant force, a harmonic force, a pulse force, and a noisy Gaussian force. The results of the paper are summarized in section VI.

II. THE MODEL

The system of two BECs at zero temperature is described by two macroscopic wave functions $\tilde{\Psi}_j(\tilde{t}, \tilde{r})$, and the mean-field GP Lagrangian [33]:

$$\begin{aligned} \mathcal{L}(\tilde{t}) = \int d^3\tilde{r} \left[\sum_{j=1,2} \left\{ \frac{i\hbar}{2} \left(\tilde{\Psi}_j^* \frac{\partial \tilde{\Psi}_j}{\partial \tilde{t}} - \tilde{\Psi}_j \frac{\partial \tilde{\Psi}_j^*}{\partial \tilde{t}} \right) \right. \right. \\ \left. \left. + \mu_j |\tilde{\Psi}_j|^2 - \tilde{V}_j(\tilde{t}, \tilde{r}) |\tilde{\Psi}_j|^2 - \frac{g_{jj}}{2} |\tilde{\Psi}_j|^4 \right. \right. \\ \left. \left. - \frac{\hbar^2}{2m_j} |\nabla \tilde{\Psi}_j|^2 \right\} - g_{12} |\tilde{\Psi}_1|^2 |\tilde{\Psi}_2|^2 \right], \quad (1) \end{aligned}$$

where $\tilde{V}_j(\tilde{t}, \tilde{r})$ are external potential energies of the BEC components. The tildes in Eq. (1) designate dimensional variables, which will be scaled in the following. Keeping in mind a system with two magnetic sublevels of ^{87}Rb , we assume the same particle masses for both components $m_1 = m_2 \equiv m$ and the same interaction parameters $g_{11} = g_{22} \equiv g$. The interaction parameters g_{11} , g_{22} , g_{12} are related to the respective s-wave scattering lengths a_{ij} by $g_{ij} \equiv 4\pi\hbar^2 a_{ij}/m$. A dimensionless interaction parameter is introduced through the definition

$$\gamma \equiv g_{12}/g - 1. \quad (2)$$

The two components are separated in space if $g_{12} > \sqrt{g_{11}g_{22}}$, which implies $\gamma > 0$, see [33]. Throughout this paper we use the condition of weak separation $\gamma \ll 1$. Modification of all results of the present paper to the case of different BECs is straightforward.

The unperturbed flat interface between two components of BEC is located in the (x, y) plane with $z = 0$ indicating the plane of symmetry, Fig. 1. The components 1 and 2 are characterized by their projection of the atom magnetic moment on the x -axis $m_F = \pm 1$, respectively.

Using the states $|F, m_F\rangle = |1, -1\rangle$ and $|1, 1\rangle$ of the atoms makes it possible to apply the Stern-Gerlach force, pushing the components in the opposite directions perpendicularly to the magnetic moment quantization axis. We use a magnetic field whose magnitude has the gradient $\nabla|\mathbf{B}(t)| = \hat{\mathbf{x}} dB_x(t)/dz \equiv \hat{\mathbf{x}} B'(t)$, which is uniform in space but may be time-dependent. For the case of ^{87}Rb atoms the Stern-Gerlach potential energy in Eq.(1) reads

$$\tilde{V}_j(\tilde{t}, \tilde{r}) = \tilde{z} \frac{\mu_B B'(\tilde{t})}{2} (-1)^j, \quad (3)$$

where μ_B is the Bohr magneton, and $1/2$ is the Landé factor.

The chemical potentials μ_j in Eq.(1) define normalization of stationary wave functions Ψ_j , and are equal to energy per

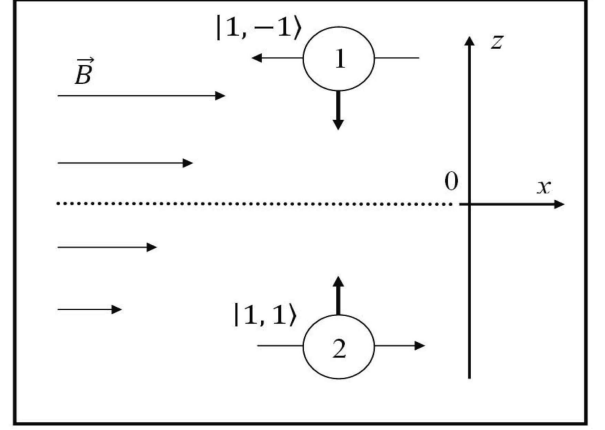


FIG. 1: Schematic of the two-component BEC in an external non-uniform magnetic field.

particle of j -th condensate, which is made up of the interaction energy due to s-wave scattering and of energy of the particle in the external potential. In order to study low-energetic hydrodynamic processes in BECs we assume that energy per particle is changed negligible due to the external potential, and for normalization one can use value of the chemical potential for $\mathbf{B}' = 0$ in an infinite system. Such system is characterized by a uniform density sufficiently far from the interface (*i.e.* on length scales much larger than the interface thickness); then the chemical potential is given by a usual result for a uniform BEC with number density \tilde{n}_0 , $\mu = g\tilde{n}_0$. However, real BECs are always finite; if the length scale of our system along z -axis is $2L_z$ (each condensate is of size L_z), then the condition that the external potential is a small perturbation, reads

$$L_z \frac{\mu_B B'(\tilde{t})}{2} \ll g\tilde{n}_0. \quad (4)$$

Dimensionless units are introduced by scaling coordinates by $\hbar/\sqrt{m\mu}$, time by \hbar/μ , and atom number density (or concentration) by μ/g . The dimensionless magnetic force acting on the components is

$$b_1(t) = -b_2(t) = -\frac{\hbar\mu_B B'(t)}{2\mu\sqrt{m\mu}} \equiv -b(t).$$

The dimensionless Gross-Pitaevskii Lagrangian for two macroscopic wave functions $\Psi_j(t, r)$ at zero temperature reads

$$\begin{aligned} \mathcal{L}(t) = \int d^3r \left[\sum_{j=1,2} \left\{ \frac{i}{2} \left(\Psi_j^* \frac{\partial \Psi_j}{\partial t} - \Psi_j \frac{\partial \Psi_j^*}{\partial t} \right) \right. \right. \\ \left. \left. + |\Psi_j|^2 - \frac{1}{2} |\nabla \Psi_j|^2 - z b_j(t) |\Psi_j|^2 \right. \right. \\ \left. \left. - \frac{1}{2} |\Psi_j|^4 \right\} - (1 + \gamma) |\Psi_1|^2 |\Psi_2|^2 \right], \quad (5) \end{aligned}$$

and equations of motion are obtained from the action principle

$$\frac{\delta S}{\delta \Psi_j^*} = \frac{\partial}{\partial t} \left[\frac{\delta S}{\delta (\partial \Psi_j^* / \partial t)} \right], \quad (6)$$

where the action is $S = \int dt \mathcal{L}(t)$. The result is the coupled GP equations:

$$i \frac{\partial \Psi_1}{\partial t} = \left[-\frac{\Delta}{2} - 1 - zb(t) + |\Psi_1|^2 + (1 + \gamma) |\Psi_2|^2 \right] \Psi_1, \quad (7)$$

$$i \frac{\partial \Psi_2}{\partial t} = \left[-\frac{\Delta}{2} - 1 + zb(t) + |\Psi_2|^2 + (1 + \gamma) |\Psi_1|^2 \right] \Psi_2. \quad (8)$$

III. PLANAR DENSITY PROFILES FOR A TWO-COMPONENT BEC

The present work is devoted to multidimensional instabilities bending an interface between two BEC components in an external magnetic field gradient. As the first step in the study, we have to specify the planar (one-dimensional, 1D) quasistationary state, which is influenced by a spatially uniform external field. In the subsections A and B we consider the cases of constant and time-dependent external fields, respectively.

A. Planar profiles in the case of a stationary force

Here we study the 1D hydrostatic state of BECs, when the constant external force b_0 is balanced by internal forces of the condensates. Let us assume that such a state was created by adiabatic switching on of the external field, and no perturbations bend the interface. The steady state is described by two real-valued functions $\psi_{0j}(z)$, and the system of dimensionless GP equations reads

$$0 = \frac{1}{2} \frac{d^2 \psi_{01}}{dz^2} + \psi_{01} + zb_0 \psi_{01} - \psi_{01}^3 - (1 + \gamma) \psi_{02}^2 \psi_{01}, \quad (9)$$

$$0 = \frac{1}{2} \frac{d^2 \psi_{02}}{dz^2} + \psi_{02} - zb_0 \psi_{02} - \psi_{02}^3 - (1 + \gamma) \psi_{01}^2 \psi_{02}. \quad (10)$$

The time-independent force pushes the BEC components towards each other when $b_0 > 0$. With our choice of equal masses and scattering lengths for both components, the problem possesses the symmetry $\psi_{01}(z) = \psi_{02}(-z)$. In the case of zero magnetic gradient the density profiles have been found in [8] within the limit of weak separation $\gamma \ll 1$ as

$$n_{01}(z) = n_{02}(-z) \approx \left[1 + \exp(-2\sqrt{2\gamma}z) \right]^{-1}. \quad (11)$$

We calculate the wavefunction of condensate 1 in the bulk of condensate 2. According to Eq. (9), the wave functions penetrate into each other with the characteristic depth $Z_p = 1/\sqrt{2\gamma}$, see also [7], which means that $\psi_{01}^2 \ll 1$ for $z > Z_p$. The density profile of the bulk is described by the Thomas-Fermi approximation (TFA), which means that $\psi_{02}^2 \approx 1 - bz$

for $z > Z_p$. With these approximations Eq.(9) becomes:

$$\frac{1}{2} \frac{d^2 \psi_{01}}{dz^2} = [\gamma - (2 + \gamma)b_0 z] \psi_{01}. \quad (12)$$

The type of solution to Eq.(12) changes from exponentially decaying to oscillating in space, as z becomes larger than $Z_o = \gamma/[(2 + \gamma)b_0] \approx \gamma/(2b_0)$. However, the magnitude of the spatial oscillations depends on the value $\psi_{01}(Z_o)$: it decreases exponentially with increasing Z_o . Therefore, the spatial oscillations become significant when Z_o becomes comparable with Z_p , or when $b_0 = \gamma\sqrt{\gamma/2}$; in this case the TFA becomes invalid, and Eqs.(9),(10) must be solved exactly. The spatial oscillations may be interpreted as quantum interference of matter waves, caused by interplay between the non-linearity and the dispersion (the kinetic term). This phenomenon is beyond the scope of the present work, and it will be studied in detail elsewhere. Thus, here we use parameters satisfying the condition

$$b_0 \ll b_{0cr} \equiv \gamma\sqrt{\gamma/2}, \quad (13)$$

or the magnetic gradient B' satisfying

$$B' < B'_{0cr} \equiv \sqrt{\gamma^3 \mu^3 m} / (\mu_B \hbar), \quad (14)$$

which means that the spatial oscillations of the hydrostatic profiles may be neglected. It follows from Eq. (14) that the critical magnetic gradient B'_{0cr} depends on the difference between inter- and intra-species interaction parameters as $\gamma = (g_{12} - g)/g$, and on density via the chemical potential since $\mu \approx g\tilde{n}_0$ in the TFA for an infinite system in a sufficiently weak external field. Therefore, the effect of quantum interference becomes stronger at lower densities of the BECs. Equation (13) yields the dimensionless condition of a well-defined interface between two condensates subject to the particular external force. In the system of two magnetic sublevels of ^{87}Rb we have $\gamma \simeq 10^{-2}$ (see [2]), and the typical density is $5 \cdot 10^{14} \text{cm}^{-3}$. The numerical solution to Eqs. (9), (10) for these parameters shows that the spatial oscillations are noticeable at $b_0 \approx 10^{-4}$; so we take $b < 10^{-4}$. Numerical solutions for the wave functions near the interface are presented in Fig. 2 for $b_0 = 7.5 \cdot 10^{-5}$; 10^{-4} , plots (a) and (b), respectively. The dashed lines in Fig. 1(a) show the approximate analytical solution of Eq.(11) obtained for the case of zero magnetic field. As we can see, the analytical solution Eq.(11) fits the numerical results quite well even in the case of non-zero magnetic field.

B. 1D Bogoliubov excitations of BEC due to a harmonic force

Since we are interested in the development of hydrodynamic instabilities for time-dependent external forces, we need to know how a harmonic force influences the planar density profiles of BECs. Similar to the constant force studied above, for time-dependent forces we also consider rather small magnetic fields, so that the respective 1D Bogoliubov excitations may be interpreted as linear acoustic waves. Another type of a time-dependent force studied in this paper is a

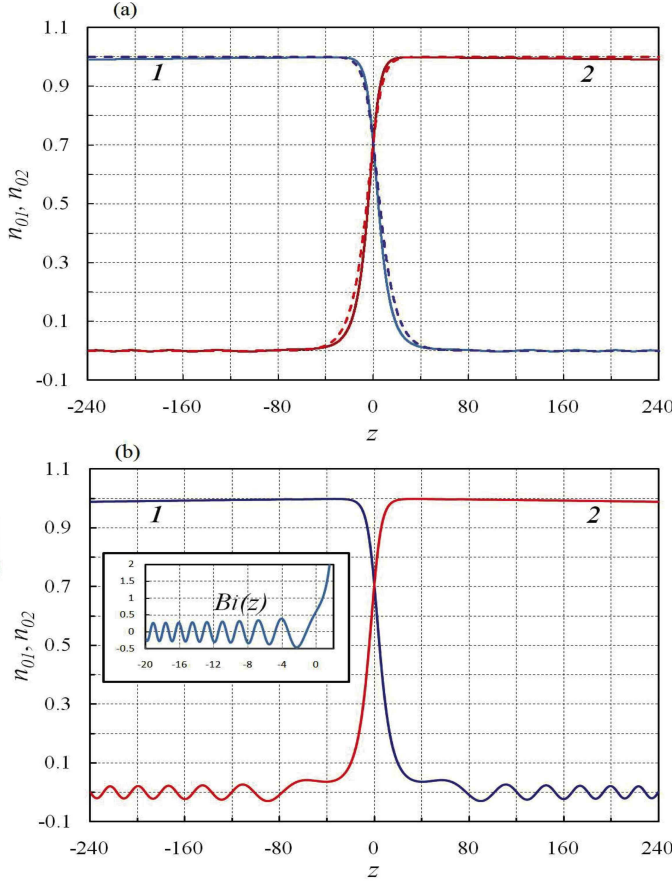


FIG. 2: Hydrostatic profiles of two components pushed to each other by a constant force, $b = 7.5 \cdot 10^{-5}$; 10^{-4} , figures (a) and (b), respectively. The dashed lines show the analytical solution Eq. (14). The inset in figure (b) presents the Airy function of the second kind.

pulse force corresponding to a weak shock in hydrodynamics. Still, it is known from hydrodynamics that a weak shock may be also described as a linear acoustic wave [34]. For this reason, in the present subsection we study modifications of the BEC density in the 1D geometry due to the harmonic force.

Because of the problem symmetry with respect to $z = 0$, we consider a one-component semi-infinite BEC for $z < 0$ confined by a wall at $z = 0$. The magnitude and frequency of the force determines the energy of the generated Bogoliubov excitations. In this subsection we express density and velocity perturbations, δn and δU , in terms of magnitude and frequency of the external force, and find the restrictions on the driving force, for which the density perturbations are small $\delta n \ll n_0$.

In the case of a harmonic force, the dimensionless external potential is $zb_s \exp(i\Omega t)$, where b_s is the force amplitude and Ω is the frequency. Our model system is then described by a time-dependent GP equation

$$i \frac{\partial \psi}{\partial t} = -\frac{1}{2} \frac{\partial^2 \psi}{\partial z^2} + \psi^* \psi^2 + \psi V_{trap}(z) + zb_s \exp(i\Omega t) \psi. \quad (15)$$

where $V_{trap}(z) = +\infty$ for $z < 0$ and $V_{trap}(z) = 0$ for $z \geq 0$. Since the trap potential $V_{trap}(z)$ experiences discontinuity at

the "wall", then the wave function and density are specified only for $z \geq 0$, no healing of the condensate wave function is required near the wall in TFA, and equilibrium is specified by the uniform density $n_0 = 1$. In that case the velocity perturbation $\delta U(z, t)$ is zero at the wall $\delta U(0, t) = 0$. The perturbations of density and velocity, δn and δU , may be expressed in terms of the perturbation wave function $\delta \psi$

$$\psi(z, t) = \exp(-it) (\sqrt{n_0} + \delta \psi), \quad (16)$$

where $\delta \psi(z, t) = u(z) \exp(i\Omega t) + v^*(z) \exp(-i\Omega t)$, and $u(z)$, $v^*(z)$ are time-independent functions. Since the perturbations are small, we find

$$\delta n = \exp(i\Omega t) (u + v) + c.c.,$$

$$\delta U = \frac{\partial \phi}{\partial z} = \frac{1}{2i} \exp(i\Omega t) \frac{\partial}{\partial z} (u - v) - c.c.,$$

where $c.c.$ denotes complex conjugate. Then the boundary condition at the wall reads

$$\left. \frac{\partial}{\partial z} (u - v) \right|_{z=0} = 0. \quad (17)$$

We linearize the GP equation (15),

$$i \frac{\partial}{\partial t} \delta \psi = -\frac{1}{2} \frac{\partial^2}{\partial z^2} \delta \psi + 2\delta \psi + \delta \psi^* + zb_s \exp(i\Omega t),$$

and obtain the Bogoliubov equations

$$-\Omega u = -\frac{1}{2} \frac{\partial^2 u}{\partial z^2} + u + v + b_s z, \quad (18)$$

$$\Omega v = -\frac{1}{2} \frac{\partial^2 v}{\partial z^2} + v + u, \quad (19)$$

which, in turn, may be reduced to

$$\Omega^2 \frac{\partial}{\partial z} (u - v) = \left[\left(-\frac{1}{2} \frac{\partial^2}{\partial z^2} + 1 \right)^2 - 1 \right] \frac{\partial}{\partial z} (u - v) - \Omega b_s. \quad (20)$$

The solution to Eq. (20) is a superposition of a running wave $U_1 \exp(i\Omega t - iqz)$ and spatially uniform oscillations $U_0 \exp(i\Omega t)$,

$$\frac{\partial}{\partial z} (u - v) = \tilde{U}_0 + \tilde{U}_1 \exp(-iqz), \quad (21)$$

where $\tilde{U}_{0,1}$ are the respective amplitudes. The running wave is the Bogoliubov elementary excitation (the quantum acoustic wave) with the wave number $q(\Omega)$ determined via the Bogoliubov spectrum

$$\Omega^2 = q^4/4 + q^2. \quad (22)$$

It follows from the boundary condition at the wall that $\tilde{U}_0 = -\tilde{U}_1 = -b_s/\Omega$ and

$$\delta U = \frac{b_s}{\Omega} [\sin(\Omega t - qz) - \sin \Omega t]. \quad (23)$$

The perturbations of density follow from the 1D continuity equation

$$\frac{\partial}{\partial t} \delta n = -\frac{\partial}{\partial z} \delta U$$

as

$$\delta n = \frac{b_s q}{\Omega^2} \sin(\Omega t - qz). \quad (24)$$

Then, the condition of weak perturbations $\delta n \ll n_0$ becomes $b_s q / \Omega^2 \ll 1$, or in the dimensional form

$$\frac{\mu_B B' \tilde{q}}{2m\tilde{\Omega}^2} \ll 1, \quad (25)$$

where \tilde{q} and $\tilde{\Omega}$ are the dimensional wave number and frequency of the induced excitations, coupled by the Bogoliubov spectrum (22). In the low energy limit $q^4 \ll q^2$, the Bogoliubov excitations are sound waves with velocity $c_s = \sqrt{g\tilde{n}_0/m}$ (unity in our dimensionless units). Then the restriction on the amplitude of the magnetic force reads

$$\frac{\mu_B B'}{2m} \ll \tilde{\Omega} \sqrt{\frac{g\tilde{n}_0}{m}}. \quad (26)$$

The criterion (26) may be interpreted as the condition of incompressible condensates with the speed of sound much larger than any other parameter of velocity dimension involved in the problem. A more general condition (25) takes into account the Bogoliubov spectrum for higher energies.

We solved the Bogoliubov equations for a model infinite system. The case of a finite system, confined by two walls, is solved analogously, and the boundary condition (17) should be imposed for both walls. Real systems are always finite, and therefore the maximal wavelength is limited by the size of the system L_z . In the low-frequency limit condition (25) is equivalent to the energetic condition (4). In this limit, the Bogoliubov excitations are sound waves, with maximal wavelength of order L_z ; substituting $L_z = 2\pi\tilde{q}^{-1}$ to (4), and using the sound spectrum, one obtains (26).

IV. LINEAR ANALYSIS OF THE INTERFACE DYNAMICS

We now consider the dynamics of the interface between two infinite BECs in the presence of an external force, which may be time-dependent, $b(t)$. Similarly to Refs. [8, 33, 35] we use a variational approach. We represent the wave functions in terms of density n_j and velocity potential ϕ_j as $\psi_j(t, x, z) = \sqrt{n_j} \exp(i\phi_j)$, so that the action for the system of two BECs is

$$S = \int dt \int d^3r \left\{ \sum_{j=1,2} \left[n_j \frac{\partial \phi_j}{\partial t} + \frac{1}{2} n_j (\nabla \phi_j)^2 + \frac{1}{2} (\nabla \sqrt{n_j})^2 - n_j \right] + z b(t) (n_2 - n_1) + \frac{1}{2} (n_1^2 + n_2^2) + (1 + \gamma) n_1 n_2 \right\}. \quad (27)$$

For the variational calculation, we employ an ansatz that is able to describe bending and compression of the interface between the two condensates. We are interested in perturbation wavelengths much larger than the interface thickness, $kZ_p = k/\sqrt{2\gamma} \ll 1$, so that the density deformations may be treated as a bending of the unperturbed profile as a whole,

$$n_j(z, x, t) = n_{j0}[z - \delta z_j(x, t)], \quad (28)$$

where n_{j0} are the stationary density profiles for the BECs. The variational functions are taken to be of the form of Fourier modes with separation of space and time dependence,

$$\delta z_j(x, t) = \xi_j(t) \cos(kx), \quad (29)$$

$$\phi_j(z, x, t) = \xi_j(t) f_j(z) \cos(kx). \quad (30)$$

In classical hydrodynamics, perturbations of both components of an inert interface are related by the continuity condition $\xi_1 = \xi_2$. In the quantum gas-dynamics of two BECs this is not necessarily the case, since we may have interpenetration of the wave functions.

The Lagrange equations with respect to the variables ξ_j are

$$\xi_j \int dz n'_j f_j = \xi_j \int dz \left[f_j \frac{d}{dz} (n_j f'_j) + k^2 f_j^2 n_j \right]. \quad (31)$$

These Lagrange equations are satisfied if the respective continuity equations are

$$\xi_j n'_j = \xi_j \left[\frac{d}{dz} (n_j f'_j) + k^2 f_j n_j \right]. \quad (32)$$

First, the time-dependent terms on each side have to be equated, which, up to constant factors, leads to

$$\dot{\xi}_j(t) = \xi_j(t). \quad (33)$$

This reflects the fact that ξ_j and ζ_j are collective canonically conjugate variables. For the functions f_j , Ref.[8] gave the approximate solution

$$f_1(z) = -f_2(-z) \begin{cases} -(1+kz)^{-1}, & \text{if } z < 0, \\ -k^{-1} \exp(-kz), & \text{if } z > 0. \end{cases} \quad (34)$$

The same solution holds in the presence of a small external force under the conditions specified in Sec. III. We take Eq. (34) as our ansatz for f_j . More elaborate expressions for $f_1(z)$, and $f_2(z)$ may provide a smooth transition in the interface region; however, the ansatz Eq. (34) yields reliable analytical results, as we will demonstrate below by comparison to the numerical solution to the problem.

We now derive the Lagrange equation for $\zeta_j(t)$. No time derivatives in ζ_j appear in the Lagrangian, so the Lagrange equation reads

$$0 = \frac{\delta S}{\delta \zeta_j} = I_{1(j)} + I_{3(j)} + I_{5(j)} + I_{7(j)}, \quad (35)$$

where we introduce $I_{l(j)}$ to label the nonvanishing terms of $\delta S / \delta \zeta_j$; the numbering l in $I_{l(j)}$ refer to the respective terms

in Eq. (27). For convenience, we assume a finite size of the system, L_z , L_x , though the final result does not depend on the size restrictions. We have

$$\begin{aligned} I_1 &= \frac{\delta}{\delta \zeta_j} \int d^2 \mathbf{r} n_j \frac{\partial \phi_j}{\partial t} = \\ &= \int dz dx n'_{0j}(z + \delta z_j) f_j \xi_j \cos^2(kx) = \\ &= \frac{L_x}{2} \xi_j \int dz n'_j(z) f_j(z). \end{aligned} \quad (36)$$

The next nonvanishing term comes from the zero-point motion energy,

$$\begin{aligned} I_3 &\equiv \frac{\delta}{\delta \zeta_j} \int d^2 \mathbf{r} \frac{1}{2} (\nabla \sqrt{n_j})^2 = \\ &= \frac{1}{2} \frac{\delta}{\delta \zeta_j} \int d^2 \mathbf{r} \left[\left(\frac{\partial}{\partial x} \sqrt{n_j} \right)^2 + \left(\frac{\partial}{\partial z} \sqrt{n_j} \right)^2 \right] = \\ &= \frac{1}{2} \frac{\delta}{\delta \zeta_j} \int d^2 \mathbf{r} \left(\frac{\partial}{\partial z} \sqrt{n_j} \right)^2 \left[1 + \left(\frac{\partial}{\partial x} \delta z_j \right)^2 \right]. \end{aligned} \quad (37)$$

The first term within the parentheses yields a constant independent of ζ , and the second term equals

$$\begin{aligned} I_3 &= \frac{1}{2} \frac{\delta}{\delta \zeta_j} \int d^2 \mathbf{r} \left(\frac{\partial}{\partial z} \sqrt{n_j} \right)^2 \left(\frac{\partial}{\partial x} \delta z_j \right)^2 = \\ &= \frac{L_x}{2} \frac{1}{2} \frac{\delta}{\delta \zeta_j} \int dz \left(\frac{d}{dz} \sqrt{n_{0j}} \right)^2 (\zeta_j k)^2 = \\ &= \frac{L_x}{2} \zeta_j k^2 \int_{-\infty}^{+\infty} dz \left(\frac{d}{dz} \sqrt{n_{0j}} \right)^2. \end{aligned} \quad (38)$$

The next non-vanishing term corresponds to the perturbation of the potential energy of the system,

$$\begin{aligned} I_{5(j)} &= \frac{\delta}{\delta \zeta_j} \int d^2 \mathbf{r} z b(t) (n_2 - n_1) = \\ &= \frac{L_x}{2} (-1)^j b(t) \frac{\delta}{\delta \zeta_j} \int dz z n_j = \\ &= \frac{L_x}{2} (-1)^j b(t) \frac{\delta}{\delta \zeta_j} \int dz z n_{0j}(z + \delta z_j). \end{aligned} \quad (39)$$

It is more convenient to calculate these terms for $j = 1$ and for $j = 2$ separately. Using the coordinate transformation $z' = z + \delta z_j$ we modify the last expression as

$$\begin{aligned} I_{5(1)} &= -\frac{L_x}{2} b(t) \frac{\delta}{\delta \zeta_1} \int_{-L_z}^{+\infty} dz z n_{01}(z + \delta z_1) = \\ &= -\frac{L_x}{2} b(t) \frac{\delta}{\delta \zeta_1} \int_{-L_z + \delta z_1}^{+\infty} dz' [z' n_{01}(z') - \delta z_1 n_{01}(z')], \\ I_{5(2)} &= \frac{L_x}{2} b(t) \frac{\delta}{\delta \zeta_2} \int_{-\infty}^{L_z} dz z n_{02}(z + \delta z_2) = \end{aligned}$$

$$\frac{L_x}{2} b(t) \frac{\delta}{\delta \zeta_2} \int_{-\infty}^{L_z + \delta z_2} dz' [z' n_{02}(z') - \delta z_2 n_{02}(z')].$$

The integrals can be calculated as

$$I_{5(1)} = -\frac{L_x}{2} b(t) \frac{\delta}{\delta \zeta_1} \left(-\frac{1}{2} \delta z_1^2 + \delta z_1^2 \right) = -\frac{L_x}{2} b(t) \zeta_1, \quad (40)$$

$$I_{5(2)} = \frac{L_x}{2} b(t) \frac{\delta}{\delta \zeta_2} \left(\frac{1}{2} \delta z_2^2 - \delta z_2^2 \right) = -\frac{L_x}{2} b(t) \zeta_2. \quad (41)$$

The next term of $\delta S / \delta \zeta_j$ does not contribute to the equations of motion, while the last (seventh) term I_7 is important. Analysis of the terms calculated so far shows that the variables ζ_j are governed by two coupled oscillator equations, and the coupling happens because of I_7 . Since the equations for ζ_1 and ζ_2 are identical, the normal modes may be in-phase, $\zeta_1 = \zeta_2$, and counter-phase, $\zeta_1 = -\zeta_2$. First, let us calculate I_7 for the case of $\zeta_1 = \zeta_2$, which we denote by $I_{7(in)}$. In this case $\delta z_1 = \delta z_2 \equiv \delta z$, and we find

$$\begin{aligned} I_{7(in)} &= \frac{\delta}{\delta \zeta_j} \int d^2 \mathbf{r} (1 + \gamma) n_1 n_2 = \\ &= \frac{L_x}{2} \frac{\delta}{\delta \zeta_j} \int_{-\infty}^{+\infty} dz (1 + \gamma) n_{01}(z + \delta z) n_{02}(z + \delta z) = 0. \end{aligned} \quad (42)$$

Next we consider the case of counter-phase oscillations with $\delta z_1 = -\delta z_2 \equiv \delta z$ and $\zeta_1 = -\zeta_2 \equiv \zeta$, which leads to

$$I_{7(co)} = \frac{L_x}{2} \frac{\delta}{\delta \zeta} \int_{-\infty}^{+\infty} dz' (1 + \gamma) n_{01}(z') n_{02}(z' - 2\delta z).$$

To calculate $\delta / \delta \zeta$ in the last expression, it is easiest to assume δz small and Taylor expand $n_{02}(z' - 2\delta z)$ to second order, which results in

$$I_{7(co)} = \frac{L_x}{2} 4(1 + \gamma) \zeta \int_{-\infty}^{+\infty} dz n_{01} \frac{d^2 n_{02}}{dz^2}.$$

The last result may be transformed to a symmetric form similar to [8]:

$$I_{7(co)} = -\frac{L_x}{2} 4(1 + \gamma) \zeta \int_{-\infty}^{+\infty} dz \frac{dn_{01}}{dz} \frac{dn_{02}}{dz}. \quad (43)$$

Taking into account all the terms obtained above we write equations of motion for ζ_j . The integrals are calculated using the density profile (11)

$$\int_{-\infty}^{+\infty} dz \frac{dn_{0j}}{dz} f_j = 1/k, \quad (44)$$

$$\int_{-\infty}^{+\infty} dz \left(\frac{d}{dz} \sqrt{n_{0j}} \right)^2 = \sqrt{\gamma/8}, \quad (45)$$

$$\int_{-\infty}^{+\infty} dz \frac{dn_{01}}{dz} \frac{dn_{02}}{dz} = -\sqrt{8\gamma}/3. \quad (46)$$

We designate the interface perturbations of the in-phase oscillations by $\zeta_1 = \zeta_2 \equiv \zeta_{in}$ and obtain the final equation

$$\frac{\partial^2 \zeta_{in}}{\partial t^2} + \zeta_{in} \left[k^3 \sqrt{\gamma/8} - b(t)k \right] = 0. \quad (47)$$

In the opposite case of the counter-phase perturbations $\zeta_1 = -\zeta_2 \equiv \zeta_{co}$ we find

$$\frac{\partial^2 \zeta_{co}}{\partial t^2} + \zeta_{co} \left[k^2 \sqrt{\frac{\gamma}{8}} + \frac{4}{3} (1 + \gamma) \sqrt{8\gamma} - b(t) \right] k = 0. \quad (48)$$

In the limiting case of $b = 0$ our theory reproduces the results of [8]. Within the limit of a weak field, $b \ll b_m = \gamma\sqrt{2\gamma}$, and long wavelength perturbations $k/\sqrt{2\gamma} \ll 1$, the terms in the parenthesis of Eq. (48) are of different orders of magnitude, with the term $4(1 + \gamma)\sqrt{8\gamma}/3$ dominating. For this reason, to the leading terms, the counter-phase mode is not affected by the external potential, and we do not consider it in the present work. In the following, we work only with the in-phase mode omitting the subscript "in" as $\zeta(t) \equiv \zeta_{in}(t)$, and use Eq. (47) as the starting point for the subsequent analysis.

V. DYNAMICS UNDER DIFFERENT TYPES OF TIME-DEPENDENT DRIVING FORCE

In this section we demonstrate the diversity of hydrodynamic effects in a system of two separated BECs under the action of a time-dependent force. In particular, we are interested in the RT instability developing due to a constant force, in the RM instability for a pulse force, in the parametric instability for an oscillating force, and in the interface dynamics under the action of a stochastic Gaussian force.

A. The RT instability driven by a constant force

Here we consider a constant force $b(t) = b_0 = \text{const}$, which drives the RT instability and capillary-gravitational waves in the unstable or stable configurations, respectively. Constant coefficients of Eq. (47) lead to harmonic oscillations of the interface $\zeta(t) \propto \exp(i\omega t)$ with the dispersion relation

$$\omega^2 = k^3 \frac{\sqrt{\gamma}}{2\sqrt{2}} - kb_0, \quad (49)$$

which may be written in dimensional form as

$$\tilde{\omega}^2 = \tilde{k}^3 \frac{\hbar^2 \tilde{n}_0^{1/2}}{2m^2} \sqrt{2\pi(a_{12} - a)} - \tilde{k} \frac{\mu_B B'}{2m}, \quad (50)$$

where $\tilde{\omega}$ and \tilde{k} are the dimensional perturbation frequency and wave number. Note that Eq. (49) has the same form as the dispersion relation for capillary-gravitational waves in classical hydrodynamics [34]. When the external magnetic field

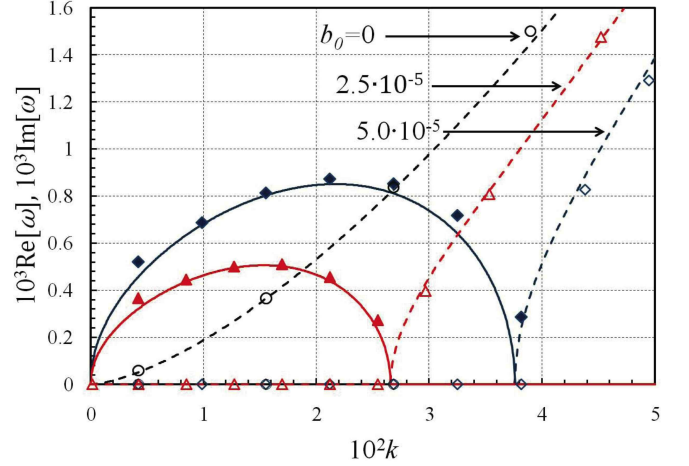


FIG. 3: Lowest Bogoliubov modes (the RT dispersion relation) for different values of the driving force. The analytical result is obtained from Eq. (49), and presented by lines. Dashed lines show real parts of the Bogoliubov eigenvalues (waves), and solid lines correspond to the imaginary parts (instability). The markers show respective numerical solution to the linearized GP equations; filled markers correspond to the instability regime and empty markers correspond to waves.

is zero, we find capillary waves with frequency related to the wave number as

$$\Omega_c^2 = k^3 \sqrt{\gamma/8}. \quad (51)$$

In the case of positive gradient of the magnetic field the dispersion relation Eq. (49) yields $\omega^2 < 0$ for perturbations with sufficiently long wavelengths, which corresponds to the RT instability $\zeta(t) \propto \exp(\alpha_0 t)$ with the growth rate depending on the wavelength as

$$\alpha_0^2 = b_0 k (1 - k^2/k_c^2) \quad (52)$$

and with the cut-off wave number

$$k_c = (8/\gamma)^{1/4} \sqrt{b_0}. \quad (53)$$

According to Eq. (49), the maximal growth rate corresponds to $k_{max} = k_c/\sqrt{3}$. Figure 3 compares the analytical results of Eq. (49), (50) to the numerical solution to the linearized GP equations. The numerical solution is obtained by diagonalization of the linearized GP equations, approximated by finite difference method on a grid of 3335 points on the interval $[-240; 240]$ in the dimensionless coordinates. Figure 3 shows good agreement of the analytical theory with the numerical results. The instability growth rate Eq. (52) agrees also with the formulas employed in [12].

Though the present work considers only the linear stage of the RT instability, for illustrative purposes, it is worth presenting the results obtained for the nonlinear stage. For example, Fig. 4 shows the development of the RT instability at the nonlinear stage in a confined system of two BECs obtained numerically using the methods of [15]. In the numerical solution, we begin with a system of $3.2 \cdot 10^7$ atoms of ^{87}Rb ,

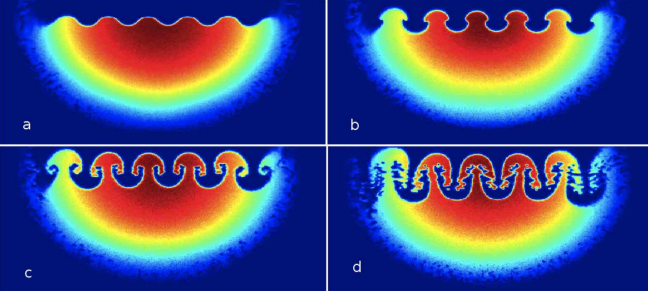


FIG. 4: Development of the RT instability in a trapped system of two-component BEC presented for one of the components.

equally split between the two states, with $|F, m_F\rangle = |1, -1\rangle$ and $|1, 1\rangle$. We use the "pancake" trap geometry with $\tilde{\omega}_x = \tilde{\omega}_z = 2\pi \cdot 100\text{Hz}$ and $\tilde{\omega}_y = 2\pi \cdot 5\text{kHz}$. We solve the coupled GP equations numerically to find the ground state of the system. The two components occupy the regions with $z > 0$ and $z < 0$, respectively. A perturbation of size $9\mu\text{m}$ is used, and the field of view for all images is $55\mu\text{m}$ square. The magnetic field of magnitude $B' = 1.78\text{G/m}$ is added to the system, directed so that the two components are pushed toward each other. The system is shown at times 15.9, 19.08, 22.26, 25.44 (ms) after the magnetic gradient is added. The nonlinear stage may be described qualitatively as development of the initial sinusoidal perturbations into a mushroom structure with subsequent generation of quantum vortices. More detailed investigation of the nonlinear stage of the RT instability will be presented elsewhere. Similar results may be found also in [12].

B. High-frequency stabilization of the RT instability due to an oscillating force and parametric instability

In this subsection we consider an oscillating force $b(t) = b_0 + b_s \cos(\Omega t)$, where b_0 and b_s are some constant amplitudes and Ω is the frequency of the force. We show that an oscillating force leads to two interesting effects: 1) High-frequency oscillations may stabilize the RT instability produced by the constant background force b_0 ; 2) The oscillating force may trigger a parametric instability even in the absence of any constant acceleration, e.g. for $b_0 = 0$. We start with the first effect, which is similar to the mechanical phenomenon known as the Kapitza pendulum [36]. We assume that the frequency Ω of the external force is much larger than the RT instability growth rate $\alpha_0 = \sqrt{b_0 k(1 - k^2/k_c^2)}$, that is, $\Omega \gg \alpha_0$. Then we separate the slow averaged terms (labeled "a") and fast oscillating terms (labeled "f") in the solution to Eq. (47) as $\zeta = \zeta_a(t) + \zeta_f(t) \cos(\Omega t)$, where $\zeta_a(t)$ and $\zeta_f(t)$ change slowly on the time scale of high-frequency oscillations $2\pi/\Omega$. Following the calculation method of [30], we take into account the relation $\ddot{\zeta} \approx \ddot{\zeta}_a - \Omega^2 \zeta_f \cos(\Omega t)$ and modify Eq. (47) to

$$\ddot{\zeta}_a - \Omega^2 \zeta_f \cos(\Omega t) = b_0 k \left(1 - \frac{k^2}{k_c^2}\right) [\zeta_a + \zeta_f \cos(\Omega t)]$$

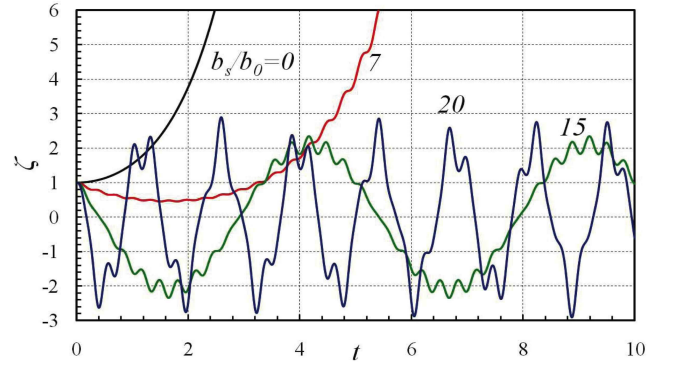


FIG. 5: Stabilization of the RT instability by a high-frequency force for the amplitude ratios $b_s/b_0 = 0; 7; 15; 20$, for $b_0 = 2.5 \cdot 10^{-5}$, $k = k_{max}$ and $\Omega = 20\alpha_0$.

$$+ b_s k \left[\zeta_a \cos(\Omega t) + \frac{1}{2} \zeta_f + \frac{1}{2} \zeta_f \cos(2\Omega t) \right].$$

Separating the terms oscillating with different frequencies we find the relation between the amplitudes of the slow and fast terms

$$\zeta_{2f} = -\frac{b_s k}{\Omega^2 + b_0 k(1 - k^2/k_c^2)} \zeta_a \approx -\frac{b_s k}{\Omega^2} \zeta_a$$

and reduce Eq. (47) to

$$\ddot{\zeta}_a = b_0 k \left(1 - \frac{k^2}{k_c^2} - \frac{b_s^2 k}{2b_0 \Omega^2}\right) \zeta_a. \quad (54)$$

Equation (54) describes stabilization of the RT instability by high-frequency oscillations for

$$1 - \frac{k^2}{k_c^2} - \frac{b_s^2 k}{2b_0 \Omega^2} < 0.$$

Thus, stabilization of the RT perturbations of wave number k by the high-frequency term is expected for the oscillation amplitude

$$\frac{b_s}{b_0} > \sqrt{2} \frac{\Omega}{\sqrt{b_0 k}} \sqrt{1 - \frac{k^2}{k_c^2}}, \quad (55)$$

which may be written in dimensional units as

$$\frac{B'_s}{B'_0} > \sqrt{\frac{4m\Omega^2}{\mu_B B'_0 k}} \left(1 - \frac{\tilde{k}^2}{\tilde{k}_c^2}\right). \quad (56)$$

The stabilization of the RT instability by high-frequency oscillations is illustrated in Figure 5, which presents the results of direct numerical simulation of Eq. (47) for the amplitude ratios $b_s/b_0 = 0; 7; 15; 20$, for the stationary component of the magnetic field $b_0 = 2.5 \cdot 10^{-5}$, the wave number corresponding to the maximal growth rate $k = k_{max}$ and frequency of the oscillating magnetic field component $\Omega = 20\alpha_0$. In agreement with the theoretical predictions, unstable exponential growth

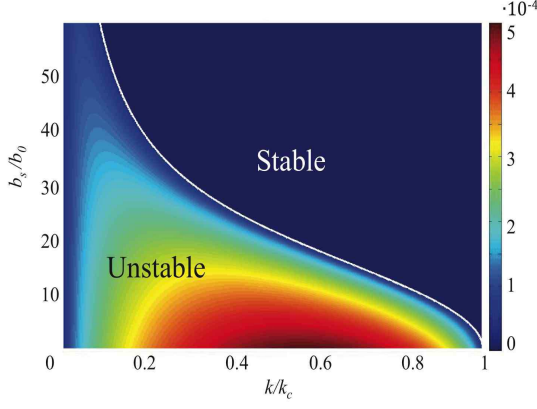


FIG. 6: Stability limits (white line) in the parameter space of the scaled wave number k/k_c and the oscillation amplitude b_s/b_0 , where $b_0 = 2.5 \cdot 10^{-5}$, $\Omega = 20\max(\alpha_0)$. Shading indicates value of the instability growth rate in the unstable region, Eq. (54).

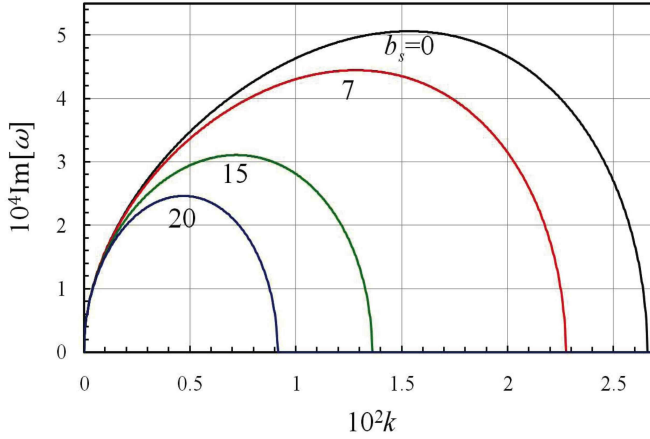


FIG. 7: The RT instability growth rate, Eq. (54), in presence of external high-frequency field with $\Omega = 20\max(\alpha_0)$ vs perturbation wave number for different values of $b_s/b_0 = 0; 7; 15; 20$ and $b_0 = 2.5 \cdot 10^{-5}$.

of perturbations (in average) for $b_s/b_0 = 0; 7$ is replaced by waves at the interface for sufficiently large amplitudes of the oscillating part of the magnetic field, $b_s/b_0 = 15; 20$. Figure 6 shows stability limits in the parameter space of the scaled wave number k/k_c and the oscillation amplitude b_s/b_0 ; the shading indicates the absolute value of the instability growth rate in the unstable region. Figure 7 shows the RT instability growth rate in the presence of the external high-frequency magnetic field plotted versus the perturbation wave number for different values of the external field.

The second effect related to the oscillating external field is the parametric instability, which is known from mechanics [36] and which has been encountered in gas dynamics, e.g., of combustion systems [30–32]. The constant part of the “acceleration” is not required to obtain the parametric instability and it may be omitted in the calculations by taking $b_0 = 0$.

Similar to [30, 36] we look for a solution to Eq. (47) in the form $\zeta = [\xi_1 \cos(\Omega t/2) + \xi_2 \sin(\Omega t/2)] \exp(\alpha t)$. Mark that the growth of the parametric instability is accompanied by oscillations of the perturbation with frequency $\Omega/2$, i.e. half of the driving force frequency. Substituting ζ into Eq. (47) we obtain

$$\begin{aligned} & \left(\alpha_0^2 - \frac{\Omega^2}{4} + \Omega_c^2 \right) \left[\xi_1 \cos\left(\frac{\Omega t}{2}\right) + \xi_2 \sin\left(\frac{\Omega t}{2}\right) \right] \\ & + \alpha_0 \Omega \left[-\xi_1 \sin\left(\frac{\Omega t}{2}\right) + \xi_2 \cos\left(\frac{\Omega t}{2}\right) \right] \\ & = b_s k \cos\left(\frac{\Omega t}{2}\right) \left[\xi_1 \cos\left(\frac{\Omega t}{2}\right) + \xi_2 \sin\left(\frac{\Omega t}{2}\right) \right]. \end{aligned}$$

Separating the terms with $\cos(\Omega t/2)$ and $\sin(\Omega t/2)$ and omitting higher-frequency terms, we reduce the equation to the linear algebraic system for the amplitudes ξ_1 and ξ_2

$$\begin{aligned} & \left(\alpha_0^2 - \frac{\Omega^2}{4} + \Omega_c^2 - \frac{b_s k}{2} \right) \xi_1 = -\alpha \Omega \xi_2, \\ & \left(\alpha_0^2 - \frac{\Omega^2}{4} + \Omega_c^2 + \frac{b_s k}{2} \right) \xi_2 = \alpha \Omega \xi_1. \end{aligned}$$

Solving the system we obtain the dispersion relation

$$\left(\alpha^2 - \frac{\Omega^2}{4} + \Omega_c^2 \right)^2 - \frac{b_s^2 k^2}{4} + \alpha^2 \Omega^2 = 0. \quad (57)$$

Substituting $\alpha = 0$ into Eq. (57) we find the limiting oscillation amplitude b_s required to induce the parametric instability

$$b_s > \frac{2}{k} \left| \Omega_c^2 - \frac{\Omega^2}{4} \right|. \quad (58)$$

In dimensional variables the last relation reads as

$$\frac{\mu_B B_s'}{m} > k^{-1} |4\tilde{\Omega}_c^2 - \tilde{\Omega}^2|, \quad (59)$$

where the dimensional frequency of capillary waves is

$$\tilde{\Omega}_c(\tilde{k}) = \tilde{k}^3 \frac{\hbar^2 \tilde{n}_0^{1/2}}{2m^2} \sqrt{2\pi(a_{12} - a)}.$$

Minimal (infinitely small) critical amplitude of the magnetic field corresponds to the perturbations with the wave number determined by the equation $\Omega_c(k) = \Omega/2$. Therefore, when applying an external magnetic force $b(t) = b_s \cos(\Omega t)$ to the system of two BECs, we should expect resonance pumping of the capillary waves with frequency $\Omega/2$ and the wave number $k = \Omega^{2/3}(2\gamma)^{1/6}$. If capillary waves of another non-resonant wave number dominate initially, then pumping of the waves requires finite (not necessarily small) amplitude of the driving force. The instability domain is shown in Fig. 8 in the parameter space of the force amplitude and the wave number with the shading indicating the perturbation growth rate. Figure 9 presents the dispersion relation for the parametric instability (the growth rate versus the wave number) for different amplitude values of the oscillating magnetic field.

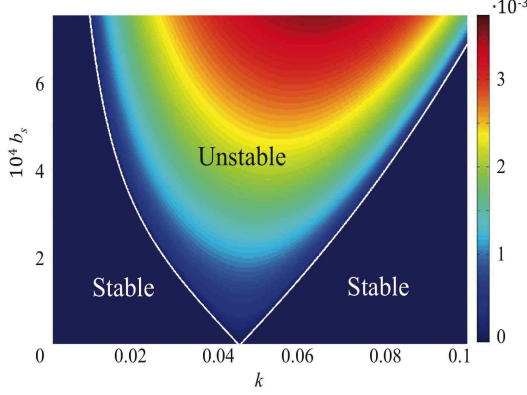


FIG. 8: Stability limits (white line) in the parameter space of the wave number k and amplitude b_s of the external high-frequency force with $\Omega = 3.6 \cdot 10^{-3}$. Shading indicates value of the instability growth rate in the unstable region, obtained from Eq. (57).

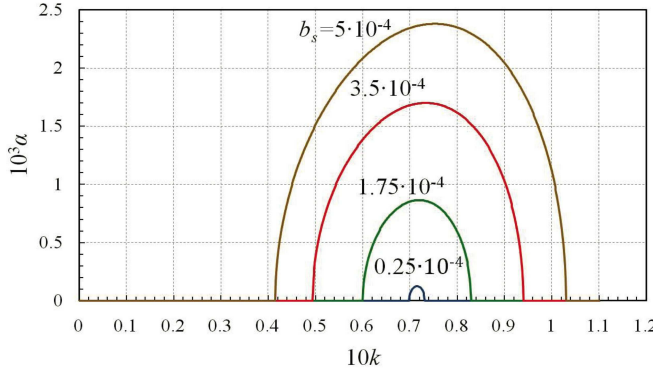


FIG. 9: Growth rate of the parametric instability, Eq. (57), as function of k for different amplitudes of the external oscillating magnetic force $b_s = 0.25 \cdot 10^{-4}; 1.75 \cdot 10^{-4}; 3.5 \cdot 10^{-4}; 5 \cdot 10^{-4}$ with $\Omega = 3.6 \cdot 10^{-3}$.

C. RM instability produced by a magnetic pulse

Within the context of quantum gases, the RM instability produced by a magnetic pulse $b(t) = b_d \delta(t)$ has been discussed recently in Ref. [15], which indicated considerable differences in the instability development in BECs in comparison with the traditional configuration of classical gases separated by an inert interface. Here we analyze the linear interface dynamics by a more general (matrix) method of solving Eq. (49) applicable to a wide class of time-dependent forces. Particularly, the matrix method will be extended to the case of stochastic forces in the next subsection. We introduce the vector function $\zeta_v = (\zeta \quad \dot{\zeta})^T$ and rewrite Eq. (49) as

$$\frac{d}{dt} \zeta_v = \begin{pmatrix} 0 & 1 \\ -\Omega_c^2 + kb(t) & 0 \end{pmatrix} \zeta_v, \quad (60)$$

where the matrix may be split into a constant and time-dependent parts. First, Eq. (60) is solved for the case $b = 0$,

which yields

$$\begin{aligned} \zeta_v(t) &= \exp \left[t \begin{pmatrix} 0 & 1 \\ -\Omega_c^2 & 0 \end{pmatrix} \right] \zeta_v(0) \\ &= \begin{pmatrix} \cos(\Omega_c t) & \Omega_c^{-1} \sin(\Omega_c t) \\ -\Omega_c \sin(\Omega_c t) & \cos(\Omega_c t) \end{pmatrix} \zeta_v(0). \end{aligned} \quad (61)$$

For convenience, we introduce the designations

$$\mathbf{V}_0 \equiv \begin{pmatrix} 0 & 0 \\ 1 & 0 \end{pmatrix}, \quad (62)$$

$$\mathbf{G}_0(t) \equiv \begin{pmatrix} \cos(\Omega_c t) & \Omega_c^{-1} \sin(\Omega_c t) \\ -\Omega_c \sin(\Omega_c t) & \cos(\Omega_c t) \end{pmatrix}. \quad (63)$$

We look for a general solution to Eq. (60) in the form $\zeta_v(t) = \mathbf{G}_0(t) \mathbf{v}(t)$ and reduce Eq. (60) to

$$\dot{\mathbf{v}}(t) = kb(t) \mathbf{V}(t) \mathbf{v}(t), \quad (64)$$

where

$$\begin{aligned} \mathbf{V}(t) &= \mathbf{G}_0^{-1}(t) \mathbf{V}_0 \mathbf{G}_0(t) \\ &= \begin{pmatrix} -(2\Omega_c)^{-1} \sin(2\Omega_c t) & -\Omega_c^{-2} \sin^2(\Omega_c t) \\ \cos^2(\Omega_c t) & (2\Omega_c)^{-1} \sin(2\Omega_c t) \end{pmatrix}. \end{aligned}$$

The solution to Eq.(64) is the time-ordered exponential $\mathbf{F}(\tau)$, e.g. see [37],

$$\begin{aligned} \exp \left[\int_0^t d\tau \mathbf{F}(\tau) \right] &\equiv 1 + \\ &\sum_{n=1}^{+\infty} \int_0^t dt_1 \int_0^{t_1} dt_2 \cdots \int_0^{t_{n-1}} dt_n \mathbf{F}(t_1) \mathbf{F}(t_2) \cdots \mathbf{F}(t_n). \end{aligned} \quad (65)$$

We solve Eq. (64), go back to the original variable and obtain the general solution to Eq. (60)

$$\zeta_v(t) = \mathbf{G}_0(t) \exp \left\{ \int_0^t ds kb_d(s) \mathbf{V}(s) \right\} \zeta_v(0). \quad (66)$$

On the basis of the general solution, we may recover the results of Ref. [15] on the RM instability triggered by a pulse $b(t) = b_d \delta(t)$. In this case all terms of time-ordered exponential commute with each other and we obtain

$$\begin{aligned} &\exp \left\{ \int_0^t ds kb_d(s) \delta(s) \mathbf{V}(s) \right\} \\ &= \exp \begin{pmatrix} 0 & 0 \\ kb_d & 0 \end{pmatrix} = \begin{pmatrix} 1 & 0 \\ kb_d & 1 \end{pmatrix}, \end{aligned}$$

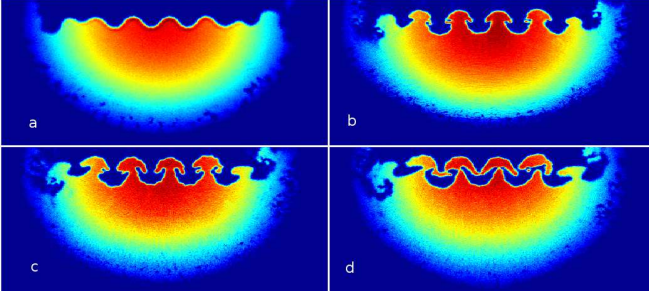


FIG. 10: Development of the RM instability in a trapped system of two-component BEC presented for one of the components.

which yields the final solution

$$\zeta(t) = \sqrt{\zeta^2(0) + \frac{1}{\Omega_c^2} [kb_d \zeta(0) + \dot{\zeta}(0)]^2} \sin(\Omega_c t + \varphi_d) \quad (67)$$

with the new oscillation phase determined by

$$\tan \varphi_d = \frac{\Omega_c \zeta(0)}{\dot{\zeta}(0) + kb_d \zeta(0)}. \quad (68)$$

Thus, the general solution Eq. (66) reproduces the analytical results of Ref. [15] given by Eq. (67). Particularly, Eq. (67) describes the jump in the amplitude and phase of a standing capillary wave because of the pulse for a non-zero bending of the interface, $\zeta(0) \neq 0$. In the opposite case of $\zeta(0) = 0$ and $\dot{\zeta}(0) \neq 0$ the pulse does not influence the interface dynamics. Eq. (67) shows that the transfer of magnetic energy of the pulse to superfluid oscillations is the most efficient when the deviation of the interface just before the pulse is maximal.

The linear analysis works rigorously as long as the perturbation amplitude after the pulse remains sufficiently small. Once it becomes large enough, nonlinear effects dominate, and the interface evolves into a mushroom pattern with detachment of droplets as discussed in [15]. Figure 10 illustrates the development of the RM instability in BECs at the nonlinear stage obtained using the numerical methods similar to [15]. We use the same system of BECs as in Fig. 4. A magnetic pulse of duration $\tau = 0.02$ ms and size $\sqrt{\pi} \mu_B B' \tau / 2m = 1.05 \cdot 10^{-3}$ m/s is applied to the initial capillary wave seen in Fig. 10 (a). The following graphs correspond to the time instants 2.39; 4.77; and 7.16 ms after the pulse (figures b, c, d, respectively). Development of the RM instability at the initial stages (e.g. Fig. 10 b) resembles the RT instability shown in Fig. 4. However, the difference between two instabilities is noticeable at later stages shown in Fig. 10 (c, d). In particular, we observe the detachment of droplets in the RM instability in agreement with the model presented in Ref. [15].

D. Gaussian noise

Finally, we consider the interface dynamics under the action of a Gaussian random force $b_r(t)$ with mean zero $\langle b_r(t) \rangle = 0$, where the brackets imply averaging over a statistical ensemble

of realizations. The force is switched on at $t = 0$. Because of the Gaussian property, the force is characterized only by variance Q and by the correlation time τ_c . The case of zero τ_c is known as the Markovian case, and in this case averaging may be performed exactly. On the contrary, the case of non-zero τ_c is not solvable in general, but an analytical approximate solution may be obtained in the limit of small correlation time $\tau_c \Omega_c \ll 1$.

In order to obtain an averaged form of Eq. (47) we employ the general solution (66). Since Eq. (66) is a time-ordered exponential with non-commutative kernel at different moments of time, we use the cumulant method for averaging [37]. Within this method, if $\mathbf{G}(\tau)$ is a stochastic Gaussian operator with mean zero $\langle \mathbf{G}(t) \rangle = 0$, then the time-ordered exponential of $\mathbf{G}(\tau)$ is averaged by the formula

$$\left\langle \exp \left[\int_0^t d\tau \mathbf{G}(\tau) \right] \right\rangle = \exp \left[\int_0^t d\tau \int_0^\tau ds \langle \mathbf{G}(\tau) \mathbf{G}(s) \rangle \right]. \quad (69)$$

In the Markovian case this formula is exact, but in the non-Markovian case this is an approximation valid when τ_c is small compared to the intrinsic time scale of the system, $\tau_c \Omega_c \ll 1$, and the noise force is sufficiently weak to be treated as a perturbation [37]. The kernel of the right-hand side of Eq. (69) is the cumulant series terminated at the first non-vanishing term (the first-order term vanishes because $\langle \mathbf{G}(t) \rangle = 0$). We note that all cumulants in Eq. (69) vanish identically for $\tau_c = 0$ because of the Gaussian property, but they are non-zero for finite τ_c due to non-commutativity of the kernel in Eq. (66).

We start with the Markovian case when the autocorrelation function is given by the delta-function

$$\langle b_r(t) b_r(s) \rangle = Q \delta(t - s). \quad (70)$$

Using Eqs. (66), (69), we find that the averaged solution to Eq. (47) reads

$$\langle \zeta(t) \rangle = \zeta(0) \cos(\Omega_c t) + \frac{\dot{\zeta}(0)}{\Omega_c} \sin(\Omega_c t), \quad (71)$$

i.e. the Markovian stochastic force does not influence averaged dynamics of the interface.

Now we consider a non-Markovian exponentially correlated noise with autocorrelation function given by

$$\langle b_r(t) b_r(s) \rangle = \frac{Q}{2\tau_c} \exp(-|t - s|/\tau_c), \quad (72)$$

which reduces to the Markovian case in the limit of zero correlation time $\tau_c \rightarrow 0$. We average Eq. (47) using the Novikov theorem [38]:

$$\frac{d^2}{dt^2} \langle \zeta(t) \rangle + \Omega_c^2 \langle \zeta(t) \rangle + k \int_0^t ds \langle b_r(t) b_r(s) \rangle \left\langle \frac{\delta \zeta(t)}{\delta b_r(s)} \right\rangle = 0. \quad (73)$$

We calculate the functional derivative in Eq.(73) using the general solution Eq.(66)

$$\begin{aligned}
\frac{\delta \zeta_v(t)}{\delta b_r(s)} &= \frac{\delta}{\delta b_r(s)} \mathbf{G}_0(t) \exp \left\{ \int_0^t ds k b(s) \mathbf{V}(s) \right\} \zeta_v(0) \\
&= \theta(t-s) \theta(s) \mathbf{G}_0(t) \mathbf{G}_0^{-1}(s) k \mathbf{V}_0 \mathbf{G}_0(s) \\
&\times \exp \left\{ \int_0^t ds k b(s) \mathbf{V}(s) \right\} \zeta_v(0) + \Delta[b_r](t, s) \zeta_v(0) \\
&= \theta(t-s) \theta(s) \mathbf{G}_0(t-s) k \mathbf{V}_0 \mathbf{G}_0^{-1}(t-s) \zeta_v(t) \\
&+ \Delta[b_r](t, s) \zeta_v(0), \tag{74}
\end{aligned}$$

where $\theta(t)$ is the Heaviside step function, and $\Delta[b_r](t, s)$ is a functional arising from the non-commutativity of the kernel of the exponential in Eq.(74). The functional $\Delta[b_r](t, s)$ may be dropped in the present limit of weak noise. We obtain from Eq. (74)

$$\begin{aligned}
\left\langle \frac{\delta \zeta(t)}{\delta b_r(s)} \right\rangle &\simeq \theta(t-s) \theta(s) k \{ [\mathbf{V}(t-s)]_{11} \langle \zeta(t) \rangle + \\
&[\mathbf{V}(t-s)]_{12} \frac{d}{dt} \langle \zeta(t) \rangle \}. \tag{75}
\end{aligned}$$

Substituting the operators \mathbf{G}_0 and \mathbf{V}_0 to Eq. (75), and using Eq. (73) we find

$$\begin{aligned}
&\frac{d^2}{dt^2} \langle \zeta(t) \rangle + \Omega_c^2 \langle \zeta(t) \rangle + \\
&\int_0^t ds \frac{k^2}{2\Omega_c} \langle b_r(t) b_r(s) \rangle \sin 2\Omega_c(t-s) \langle \zeta(t) \rangle - \\
&\int_0^t ds \frac{k^2}{\Omega_c^2} \langle b_r(t) b_r(s) \rangle \sin^2 \Omega_c(t-s) \frac{d}{dt} \langle \zeta(t) \rangle = 0. \tag{76}
\end{aligned}$$

Calculating the integrals on time scales much larger than the correlation time of the noise $t \gg \tau_c$, we arrive to an equation describing the averaged interface dynamics

$$\frac{d^2}{dt^2} \langle \zeta(t) \rangle - 2\kappa \frac{d}{dt} \langle \zeta(t) \rangle + (\Omega_c^2 + v_0^2) \langle \zeta(t) \rangle = 0, \tag{77}$$

where

$$\kappa = \frac{1}{2} \frac{k^2 Q \tau_c^2}{1 + (2\Omega_c \tau_c)^2} \tag{78}$$

is the average growth rate and

$$v_0^2 = \frac{1}{2} \frac{k^2 Q \tau_c}{1 + (2\Omega_c \tau_c)^2} \tag{79}$$

modifies the frequency due to noise. The solution to Eq. (77) grows exponentially in time as

$$\zeta \propto \exp \left[t \left(\kappa \pm i \sqrt{\Omega_c^2 + v_0^2 - \kappa^2} \right) \right]. \tag{80}$$

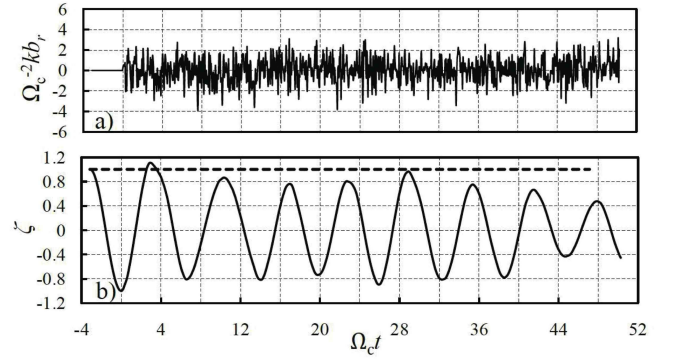


FIG. 11: (a) Single realization of the external stochastic Gaussian Markovian force with $\Omega = 5 \cdot 10^{-9}$, $\tau_c = 50$ and $\Omega_c \tau_c = 1.5 \cdot 10^{-2}$. (b) The respective numerical solution to Eq. (47). The dashed line shows amplitude of the averaged analytical solution, Eq. (80).

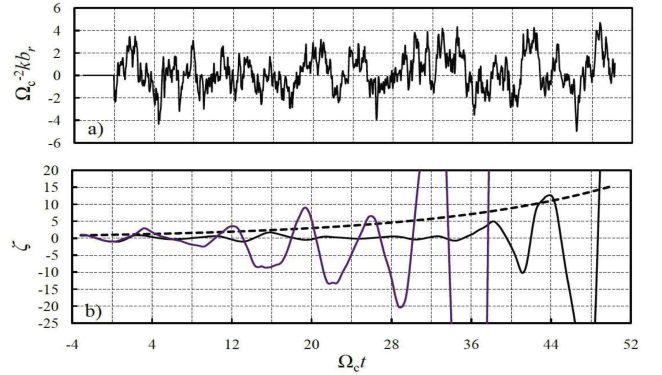


FIG. 12: (a) Single realization of the external stochastic Gaussian Markovian force with $\Omega = 2 \cdot 10^{-7}$ and $\tau_c = 1200$ and $\Omega_c \tau_c = 0.38$. (b) The respective numerical solution to Eq. (47) (two realizations). The dashed line shows amplitude of the averaged analytical solution, Eq. (80).

Thus, a stochastic non-Markovian force leads to unstable growth of the average perturbation amplitude with modified frequency of the capillary oscillations. The analytical theory for interface dynamics under the action of a stochastic force is compared in Figs. 11, 12 to the numerical solution to Eq. (47) calculated for $k = 0.0154$. We note that real stochastic processes always have finite frequency band width, though it may be very large. Therefore, any real stochastic process is characterized by some non-zero correlation time leading to exponential growth of amplitude of the oscillator Eq.(47), which means that the Markovian case may be recovered only as a limit of $\Omega_c \tau_c \rightarrow 0$. Figure 11 shows the numerical solution to Eq. (47) for the stochastic force with $Q = 5 \cdot 10^{-9}$ and $\Omega_c \tau_c = 1.5 \cdot 10^{-2} \ll 1$, which may be considered as a good approximation for the Markovian case. The dashed line represents the envelope function of the averaged amplitude of the interface oscillations predicted by the theory, Eqs. (78), (80). In the Markovian case, the averaged amplitude does not change, which is supported by the numerical results shown in Fig. 11. Figure 12 corresponds to a non-Markovian case with

$Q = 2 \cdot 10^{-7}$, $\tau_c = 1200$ and $\Omega_c \tau_c = 0.38$. The numerical solution to Eq. (47) is shown by the solid lines for two realizations of the noise, while the dashed line represents envelope of the averaged amplitude increasing exponentially in time according to the analytical theory Eqs. (78), (80). In agreement with the theoretical predictions, the numerical solution also demonstrates exponential increase of the perturbation amplitude.

VI. SUMMARY

We have studied the dynamics of an interface in a two-component BEC driven by a spatially uniform time-dependent force. Experimentally, such a force may be produced by a magnetic field gradient acting on the system of two interacting BECs with different spins [12]. By applying the variational principle to the GP Lagrangian, we have derived the dispersion relation (or the respective ordinary differential equations) for linear waves and instabilities at the interface. We have considered different time-dependent forces leading to a diverse collection of dynamical effects: (i) A constant force pushing the components towards each other generates the RT instability for a certain domain of perturbation wave numbers. Because of the RT instability, small perturbations grow exponentially in time without oscillations. (ii) A sinusoidal force with frequency Ω leads to the parametric instability at the in-

terface. The critical strength of the force required to drive the instability depends on the perturbation wave number. This strength is infinitely small for the intrinsic capillary waves at the interface with frequency equal to $\Omega/2$. Because of the parametric instability, small perturbations not only grow exponentially in time, but also oscillate with frequency $\Omega/2$. (iii) A pulse force leads to the quantum counterpart of the RM instability. Within the linear approximation, the force produces a discontinuous jump in the amplitude and phase of the capillary waves at the interface. (iv) A non-Markovian stochastic external field (with non-zero correlation time) drives the instability at the interface accompanied by oscillations. The growth rate of the instability is determined by the variance of the driving force and by the correlation time. The oscillation frequency is shifted in comparison to the intrinsic frequency of the capillary waves. A Markovian force on average does not lead to any effect.

Acknowledgments

This research was supported partly by the Swedish Research Council (VR) and by the Kempe Foundation. Calculations have been conducted using the resources of High Performance Computing Center North (HPC2N).

-
- [1] C. J. Myatt, E. A. Burt, R. W. Ghrist, E. A. Cornell, and C. E. Wieman, Phys. Rev. Lett. **78**, 586 (1997).
 - [2] E. G. M. van Kempen, S. J. J. M. F. Kokkelmans, D. J. Heinzen, and B. J. Verhaar, Phys. Rev. Lett. **88**, 093201 (2002).
 - [3] S. B. Papp, J. M. Pino, and C. E. Wieman, Phys. Rev. Lett. **101**, 040402 (2008).
 - [4] S. R. Leslie, J. Guzman, M. Vengalattore, J. D. Sau, M. L. Cohen, and D. M. Stamper-Kurn, Phys. Rev. A **79**, 043631 (2009).
 - [5] R. Blaaugeois, V. Eltsov, G. Eska, A. Finne, R. Haley, M. Krusius, J. Ruohio, L. Skrbek, G. Volovik, Phys. Rev. Lett. **89**, 155301 (2002).
 - [6] T. Ho and V. B. Shenoy, Phys. Rev. Lett. **77**, 3276 (1996).
 - [7] P. Ao and S. T. Chui, Phys. Rev. A **58**, 4836 (1998).
 - [8] I. E. Mazets, Phys. Rev. A **65**, 033618 (2002).
 - [9] R. A. Barankov, Phys. Rev. A **66**, 013612 (2002).
 - [10] B. V. Schaeybroeck, Phys. Rev. A **78**, 023624 (2008).
 - [11] U. Al Khawaja and H. Stoof, Nature **411**, 918-920 (2001).
 - [12] K. Sasaki, N. Suzuki, D. Akamatsu, and H. Saito, Phys. Rev. A **80**, 063611 (2009).
 - [13] S. Gautam and D. Angom, Phys. Rev. A **81**, 053616 (2010).
 - [14] G. Volovik, JETP Letters **75**, 418 (2002).
 - [15] A. Bezett, V. Bychkov, E. Lundh, D. Kobayakov, and M. Marklund, Phys. Rev. A **82**, 043608 (2010).
 - [16] H. Saito, Y. Kawaguchi, M. Ueda, Phys. Rev. Lett. **102**, 230403 (2009).
 - [17] H. Takeuchi, N. Suzuki, K. Kasamatsu, H. Saito, M. Tsubota, Phys. Rev. B **81**, 094517 (2010).
 - [18] G. Dimonte and M. Schneider, Phys. Fluids **19**, 304 (2000).
 - [19] R. Betti and J. Sanz, Phys. Rev. Lett. **97**, 205002 (2006).
 - [20] G. Dimonte, P. Ramaprabhu, M. Andrews, Phys. Rev. E **76**, 046313 (2007).
 - [21] K. Mikaelian, Phys. Rev. E **79**, 065303(R) (2009).
 - [22] G. Dimonte and M. Schneider, Phys. Rev. E **54**, 3740 (1996).
 - [23] R. Betti, R. McCrory, C. Verdon, Phys. Rev. Lett. **71**, 3131 (1993).
 - [24] S. Kawata, T. Sato, T. Teramoto, E. Bandah, Y. Masubishi, I. Takahashi, Laser Part. Beams **11**, 757 (1993).
 - [25] V. Bychkov, A. Petchenko, V. Akkerman, L.-E. Eriksson, Phys. Rev. E **72**, 046307 (2005).
 - [26] V. Akkerman, V. Bychkov, A. Petchenko, L.-E. Eriksson, Combust. Flame **145**, 206 (2006).
 - [27] A. Petchenko, V. Bychkov, V. Akkerman, and L.-E. Eriksson, Phys. Rev. Lett. **97**, 164501 (2006).
 - [28] A. Petchenko, V. Bychkov, V. Akkerman, and L.-E. Eriksson, Combust. Flame **149**, 418 (2007).
 - [29] G. Wolf, Phys. Rev. Lett. **24**, 444 (1970).
 - [30] V. Bychkov, Phys. Fluids **11**, 3168 (1999).
 - [31] G. Searby, Combust. Sci. Techn. **81**, 221 (1992).
 - [32] G. Searby and D. Rochwerger, J. Fluid Mech. **231**, 529 (1991).
 - [33] C. J. Pethick and H. Smith, *Bose-Einstein Condensation in Dilute Gases*, 2nd ed. (Cambridge University Press, Cambridge, 2008).
 - [34] L. D. Landau and E. M. Lifshitz, *Fluid Mechanics*, (Butterworth-Heinemann, Oxford, 1995).
 - [35] U. Al Khawaja, C. J. Pethick, and H. Smith, Phys. Rev. A **60**, 1507 (1999).
 - [36] L.D. Landau and E.M. Lifshitz, *Mechanics*, (Elsevier, Amsterdam, 2007).
 - [37] R.F. Fox, Phys. Rep. **48**, 179-283 (1978).
 - [38] A. Novikov, Zh. Eksp. Teor. Fiz. **47**, 1915 (1964) [Sov. Phys. JETP **20**, 1290 (1965)].