

# Propagation on networks: an exact alternative perspective

Pierre-André Noël, Antoine Allard, Laurent Hébert-Dufresne, Vincent Marceau, and Louis J. Dubé  
 Département de Physique, de Génie Physique et d'Optique, Université Laval, Québec (QC), Canada

(Dated: October 28, 2011)

By generating the specifics of a network structure only when needed (on the fly), we derive a simple stochastic process that exactly models the time evolution of susceptible-infectious dynamics on finite-size networks. The equivalent process has only a small number of dynamical variables, offering tremendous computational advantages in terms of memory requirements. For the same reason, the stochastic equation leads to an analytical Gaussian approximation quite precise even for rather small networks and valid for all times. Furthermore, our approach generalizes to a vast class of systems.

Real-world systems are often composed of numerous interacting elements. Complex network models prove to be valuable tools for systems where interactions are neither completely random nor completely regular [1, 2]. Among these systems, an important subclass concerns the propagation of *something* through interactions among the constituting elements [3–5]. Examples include spreading of infectious diseases in populations as well as propagation of information, rumors or viral marketing on social networks. We will hereafter call *infection* whatever is propagating.

Some modeling approaches are known to exactly reproduce the behavior of propagation on networks in specific limiting cases. For example, branching processes [6, 7] may exactly predict the probability distribution for the final state of a system of infinite size. Similarly, heterogeneous mean field models [8, 9] may exactly predict the time evolution of relevant mean values for an infinite system that is annealed (i.e., its structure changes at a rate arbitrarily faster than the propagation process). Finally, exact models are also possible for very specific network structures, e.g., a linear chain [10].

In this Rapid Communication, we propose a stochastic process that exactly reproduces a propagation dynamics on quenched (fixed structure) configuration model networks of arbitrary size allowing for repeated links and self-loops (to be defined shortly). After defining the problem at hand, we introduce our approach by comparing it to a computer simulation algorithm which does not require a “network building” phase. Once our approach has been formally stated, we compare the results to numerical simulations and Gaussian asymptotic approximations. Finally, we show how our approach generalizes to a vast class of systems.

**Networks.** A network model uses *nodes* to represent the elements composing the system of interest and assigns *links* between each pair of nodes corresponding to interacting elements. The *size* of a network is the number  $N$  of nodes composing it. Two nodes sharing a link are said to be *neighbors* and the *degree* of a node is its number of neighbors. The part of a link that is attached to a node is called a *stub*: there are two stubs per link and each node is attached to a number of stubs equal to its degree. A link with both ends leading to the same node is called a *self-loop* and *repeated links* occur when more than one link join the same pair of nodes.

We define the *configuration model* (CM) [11] specified by

the vector  $\mathbf{n} = [n_0 \ n_1 \ \dots]^T$  as the (microcanonical) ensemble of networks such that each network of this ensemble contains, for each  $k$ , exactly  $n_k$  nodes of degree  $k$ . Clearly, each network of this ensemble has the same size  $N = \sum_k n_k$ . Since there are two stubs per link, the total number of stubs  $\sum_k kn_k$  must be even.

It is common practice to explicitly *forbid* self-loops and repeated links in CMs (CMF) since these structures are not observed in many real-world systems. However, it is often easier to study CMs *allowing* for self-loops and repeated links (CMA). Of importance is the fact that the distinction between CMF and CMA vanishes for large networks (the probability for a link in a CMA to be a self-loop or a repeated link goes as  $N^{-1}$ ). The knowledge acquired on CMAs can thus be translated to CMFs.

A simple way to build a CM network goes as follows. (i) For each  $k \in \{0, 1, \dots\}$ , create  $n_k$  nodes with  $k$  stubs. (ii) Randomly select a pair of unmatched stubs and match them to form a link. Special restriction for CMFs: if a self-loop or repeated link is created, discard the whole network and return to step i. (iii) Repeat ii until there are no unmatched stubs left.

**Propagation.** For the sake of demonstration, we first consider what may well be the simplest form of propagation on networks: the *susceptible-infectious* (SI) model. A node is said to be *susceptible* if it does not carry the infection and *infectious* if it does. During an infinitesimal time interval  $[t, t + dt)$ , a susceptible node, neighbor to an infectious one, has a probability  $\beta dt$  to acquire the infection from the latter, hence becoming infectious. Once infectious, a node remains in this state forever.

For a given network structure, the following gives an algorithmic implementation of the SI model. (i) Set each node as either susceptible or infectious according to the initial conditions. (ii) Define small time intervals and start with the first one. (iii) For each infectious node, lookup their susceptible neighbors. For each of them, randomly generate a number in the interval  $[0, 1)$  and test if it is lower than  $\beta dt$ . If yes, mark the corresponding node as infectious in the next time interval. (iv) Repeat iii for the next time interval.

Now consider the following change to step iii: perform the random number test for *each* neighbor of the infectious node, and, only when the test returns positive, verify if the corresponding neighbor is susceptible (if yes, mark it as infec-

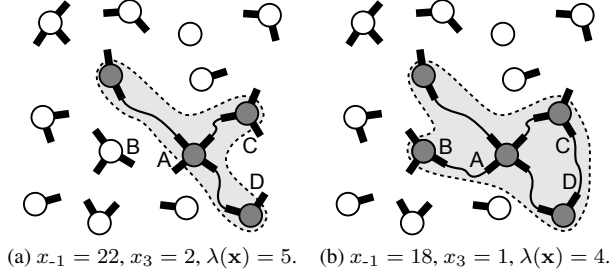


FIG. 1. Illustration of *on the fly* network construction. Susceptible (white circles) and infectious (gray circles) nodes each have a number of stubs equal to their respective degree. (a) At some point in the process, three links (thin black curves) have already been assigned. Future dynamics does not depend on how infectious nodes are linked (content of the gray zone) except for the total number  $\lambda(\mathbf{x})$  of unassigned stubs belonging to infectious nodes (stubs crossing the dashed border of the gray zone). (b) During any time interval  $[t, t+dt]$ , there is probability  $\beta\lambda(\mathbf{x})dt$  for an event to occur. Here, after many such time intervals, two new links have been assigned through an event of type  $j = 3$  (matching stubs A and B) and an event of type  $j = -1$  (matching stubs C and D). Again, other than for  $\lambda(\mathbf{x})$ , the future dynamics is not affected by how infectious nodes are linked.

tious). This alternative algorithm is equivalent in all points to the original, except that the knowledge of who is the neighbor of an infectious node is not required until the very moment an infection may occur. Inspired by this seemingly benign observation, we will shortly introduce a stochastic process, equivalent to susceptible-infectious dynamics on CMA, that does not require an initial network construction step. Instead, the network will be built *on the fly*, concurrently with the propagation.

**Equivalent stochastic process.** CMA networks are built by randomly matching stubs together. In order to perform this match *on the fly*, we track the total number  $x_{-1}$  of unmatched stubs. All stubs belonging to susceptible nodes are unmatched. Denoting  $x_k$  the number of susceptible nodes of degree  $k$ , the total number of unmatched stubs belonging to infectious nodes is then

$$\lambda(\mathbf{x}) = x_{-1} - \sum_{k=0}^{k_{\max}} kx_k \quad (1)$$

where  $\mathbf{x} = [x_{-1} \ x_0 \ x_1 \ \dots \ x_{k_{\max}}]^T$  is the *state vector*.

During the interval  $[t, t+dt]$ , each of these  $\lambda(\mathbf{x})$  stubs has a probability  $\beta dt$  to infect the corresponding neighboring node *under the condition* that it is currently susceptible. Since this infectious stub is currently unmatched, knowing which node is at the other end simply requires to match it at random to one of the  $(x_{-1} - 1)$  other unassigned stubs. If a susceptible stub is chosen, the corresponding node is immediately infected and no matched susceptible stubs are created.

Since  $dt$  is infinitesimal, matching one of the  $\lambda(\mathbf{x})$  stubs has a probability  $\beta\lambda(\mathbf{x})dt$  to occur. In this case, the other stub selected for match has a probability  $[\lambda(\mathbf{x}) - 1](x_{-1} - 1)^{-1}$

to also be infectious, causing no new infection. Matching the two stubs amounts to decrease  $x_{-1}$  [and therefore  $\lambda(\mathbf{x})$ ] by 2. We refer to this class of events as a transition of type  $j = -1$ .

Alternatively, there is a probability  $kx_k(x_{-1} - 1)^{-1}$  for matching the infectious stub to a stub belonging to a susceptible node of degree  $k$ : it is marked as infectious by decreasing  $x_k$  by 1. Again,  $x_{-1}$  is decreased by 2 since two stubs have been matched together. This kind of event is referred to as a transition of type  $j = k$ .

Figure 1 illustrates the Markov stochastic process defined by these state vectors and transition rules. More formally, the master equation (notation compatible with [12] §7.5)

$$\frac{dP(\mathbf{x}, t)}{dt} = \sum_{j=-1}^{k_{\max}} \left[ q_j(\mathbf{x} - \mathbf{r}^j) P(\mathbf{x} - \mathbf{r}^j, t) - q_j(\mathbf{x}) P(\mathbf{x}, t) \right] \quad (2)$$

governs the probability  $P(\mathbf{x}, t)$  to observe state  $\mathbf{x}$  at time  $t$ . The rate at which transitions occur is given by the vector  $\mathbf{q}(\mathbf{x}) = [q_{-1}(\mathbf{x}) \ q_0(\mathbf{x}) \ q_1(\mathbf{x}) \ \dots]^T$  where

$$q_j(\mathbf{x}) = \begin{cases} \beta\lambda(\mathbf{x}) \frac{\lambda(\mathbf{x}) - 1}{x_{-1} - 1} & \text{if } j = -1 \\ \beta\lambda(\mathbf{x}) \frac{jx_j}{x_{-1} - 1} & \text{if } j \geq 0 \end{cases} \quad (3)$$

while their effect on  $\mathbf{x}$  is given by the upper triangular matrix

$$R = [\mathbf{r}^{-1} \ \mathbf{r}^0 \ \mathbf{r}^1 \ \dots] = \begin{bmatrix} r_{-1}^{-1} & r_{-1}^0 & r_{-1}^1 & \dots \\ r_0^{-1} & r_0^0 & r_0^1 & \dots \\ r_1^{-1} & r_1^0 & r_1^1 & \dots \\ \vdots & \vdots & \vdots & \ddots \end{bmatrix} \quad (4a)$$

$$\text{with } r_i^j = \begin{cases} -2 & \text{if } i = -1 \\ -\delta_{ij} & \text{if } i \geq 0 \end{cases} \quad (4b)$$

We use  $\beta = 1$  without loss of generality (scaling of time unit). Equations (2)–(4) define the stochastic process of the configuration model generated on the fly (CMOtF).

**Monte Carlo simulations.** Figure 2 is obtained through direct Monte Carlo simulations for a network of size  $N = 30$ . Results for CMA and CMOtF are essentially identical (i.e., the difference between them decreases as inversed square root of number of Monte Carlo simulations), in agreement with our claim that CMOtF exactly reproduces the behavior of CMA. The effect of forbidding self-loops and repeated links accounts for the slight difference between results for CMF simulations and their CMOtF counterparts. Larger system sizes decrease further these differences ( $N = 300$  in Fig. 3) and therefore CMOtFs become excellent approximations of CMFs.

In terms of storage requirements, each CMOtF Monte Carlo simulation needs only track the  $k_{\max} + 2$  integers composing the state vector  $\mathbf{x}$ . By comparison, a standard algorithm first building the network then propagating the infections must store the network structure as an adjacency list of  $Nz$  elements, where  $z$  is the average degree. Since  $k_{\max} \ll N$  for

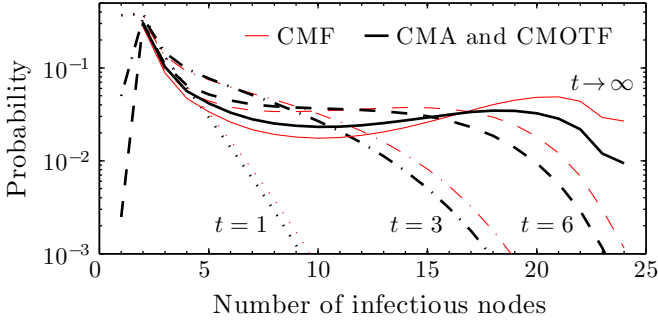


FIG. 2. (Color online) Snapshots at different times (line styles) of the probability distributions for the number of infectious nodes in three configuration models (line weight and color). The *on the fly* process (CMOTF) and the configuration model allowing self-loops and repeated links (CMA) both give the same results. Even in such a small network ( $N = 30$ ), forbidding self-loops and repeated links (CMF) has minimal effect. Each distribution has been obtained through  $10^8$  Monte Carlo simulations. Degree sequence used:  $n_1 = 16$ ,  $n_2 = 8$ ,  $n_3 = 4$  and  $n_4 = 2$ . All nodes are initially susceptible except for one infectious node of degree 1.

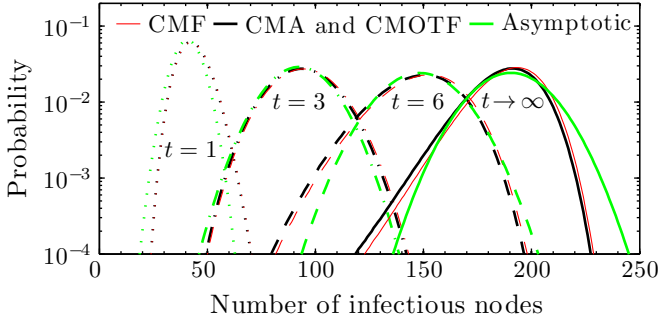


FIG. 3. (Color online) Probability distribution for the number of infectious nodes. The network size ( $N = 300$ ) is sufficiently large for our asymptotic approximation to match the CM distributions around their peaks. Note that, especially at early times, the CMF results are very close to those of CMA and CMOTF (which is also an effect of larger network size).  $10^8$  Monte Carlo simulations. Degree sequence:  $n_1 = 160$ ,  $n_2 = 80$ ,  $n_3 = 40$  and  $n_4 = 20$ . For each degree, 5% of the nodes are initially infectious.

many networks of interest, the scaling of the memory requirements much favors CMOTF for large  $N$  (e.g.,  $N = 10^6$ ,  $z = 5$  and  $k_{\max} = 100$ ).

Moreover, CMOTF will usually run faster than a standard algorithm since it does not need to generate the parts of the network that are not affected by the infection. Hence, if CMA requires time  $\tau_{\text{build}}$  to generate the network and time  $\tau_{\text{spread}}$  to perform the SI simulation, CMOTF will approximately require time  $\rho \tau_{\text{build}} + \tau_{\text{spread}}$ , where  $\rho \in [0, 1]$  is the fraction of the links that only need to be allocated on the fly. At worst ( $\rho = 1$ ), the execution time will be similar.

*Asymptotically large systems.* The framework of a stochastic equation of the type defined by Eq. (2)–(4) offers the possibility of further simplification. Here also, the ana-

lytical tractability is a consequence of the reduction to a state vector of dimension of  $k_{\max} + 2$  and a further significant advantage of our approach. As long as all elements of  $\mathbf{x}(t)$  are sufficiently “large”, Eq. (2) can be approximated by a stochastic differential equation (see [12] §4.3.5)

$$d\mathbf{x} = \mathbf{a}(\mathbf{x})dt + B(\mathbf{x}) \cdot d\mathbf{W} \quad , \quad (5)$$

where the vector  $\mathbf{W}(t)$  is a Wiener process while vector  $\mathbf{a}(\mathbf{x})$  and matrix  $B(\mathbf{x})$  are given in terms of  $\mathbf{q}(\mathbf{x})$  and  $R$  as

$$a_i(\mathbf{x}) = \sum_j r_i^j q_j(\mathbf{x}) \quad B_i^j(\mathbf{x}) = r_i^j \sqrt{q_j(\mathbf{x})} \quad . \quad (6)$$

An approximate solution  $\mathbf{x}(t) \approx \boldsymbol{\mu}(t) + \boldsymbol{\nu}(t)$ , composed of a deterministic term  $\boldsymbol{\mu}(t)$  and a stochastic perturbation  $\boldsymbol{\nu}(t)$ , can be obtained when the noise term  $B(\mathbf{x}) \cdot d\mathbf{W}$  is much smaller than the deterministic term  $\mathbf{a}(\mathbf{x})dt$  [initial conditions  $\boldsymbol{\mu}(0) = \mathbf{x}(0)$  and  $\boldsymbol{\nu}(0) = \mathbf{0}$ ]. The ordinary differential equation

$$\frac{d\boldsymbol{\mu}}{dt} = \mathbf{a}(\boldsymbol{\mu}) \quad . \quad (7)$$

governs the deterministic contribution. The approximation  $\mu_{-1} - 1 \approx \mu_{-1}$ , valid when  $\mu_{-1}$  remains large, gives

$$\frac{d\mu_{-1}}{dt} = -2\lambda(\boldsymbol{\mu}) \quad \frac{d\mu_k}{dt} = -\frac{k\mu_k\lambda(\boldsymbol{\mu})}{\mu_{-1}} \quad . \quad (8)$$

One way to solve this system is to introduce the variable

$$\theta = \left[ \frac{\mu_{-1}}{x_{-1}(0)} \right]^{\frac{1}{2}} \quad \text{such that} \quad \frac{d\theta}{d\theta} = -\frac{\theta x_{-1}(0)}{\lambda(\boldsymbol{\mu})} \quad . \quad (9)$$

Note that  $t = 0$  corresponds to  $\theta = 1$  and that  $\theta$  decreases with time. Using this change of variable in Eq. (8) provides the solution of the system as a function of  $\theta$

$$\mu_{-1} = x_{-1}(0) \theta^2 \quad \mu_k = x_k(0) \theta^k \quad . \quad (10)$$

These can then be used in Eq. (9) to obtain an ordinary differential equation depending on  $\theta$  alone

$$\frac{d\theta}{dt} = \sum_{k=0}^{k_{\max}} \frac{x_k(0)}{x_{-1}(0)} k \theta^{k-1} - \theta \quad . \quad (11)$$

Solving this equation gives  $\theta$  as a function of  $t$  will then provide  $\boldsymbol{\mu}(t)$  through Eq. (10). This is in agreement with previous results based on an heterogeneous mean field approach [13, 14]. The final state  $t \rightarrow \infty$  corresponds to the largest  $\theta \in [0, 1]$  such that  $x_{-1}(0)\theta^2 = \sum_{k=0}^{k_{\max}} k x_k(0) \theta^k$ .

The perturbation term  $\boldsymbol{\nu}$  can be obtained by solving the stochastic differential equation (see [12] §6.2)

$$d\boldsymbol{\nu} = J_{\mathbf{a}}(\boldsymbol{\mu}) \cdot \boldsymbol{\nu}dt + B(\boldsymbol{\mu}) \cdot d\mathbf{W} \quad (12)$$

where  $J_a(\boldsymbol{\mu})$  is the Jacobian matrix of  $\mathbf{a}$  evaluated at  $\boldsymbol{\mu}$ . Initial conditions  $\langle \boldsymbol{\nu}(0) \rangle = \mathbf{0}$  and  $\text{cov}(\boldsymbol{\nu}(0)) = 0$  give the solutions  $\langle \boldsymbol{\nu} \rangle = \mathbf{0}$  and (see [12] §4.4.9)

$$\text{cov}(\boldsymbol{\nu}) = \int_0^t \exp \left[ \int_{t'}^t J_a(\boldsymbol{\mu}(t'')) dt'' \right] \cdot B(\boldsymbol{\mu}(t')) \cdot B(\boldsymbol{\mu}(t'))^T \cdot \exp \left[ \int_{t'}^t J_a(\boldsymbol{\mu}(t''))^T dt'' \right] dt' . \quad (13)$$

Since  $\boldsymbol{\mu}$  and  $\boldsymbol{\nu}$  contribute exclusively to the mean and covariance of  $\mathbf{x}$ , respectively, we obtain

$$\langle \mathbf{x} \rangle = \boldsymbol{\mu} \quad \text{cov}(\mathbf{x}) = \text{cov}(\boldsymbol{\nu}) . \quad (14)$$

Specifically, the mean number of infectious nodes is given by  $N - \sum_{k=0}^{k_{\max}} \mu_k$  while its variance is  $\sum_{k,k'=0}^{k_{\max}} [\text{cov}(\boldsymbol{\nu})]_{kk'}$ . Figure 3 shows that, although this Gaussian approximation of the exact dynamics [Eqs. (2)–(4)] assumes an asymptotically large system, Eq. (14) provides reasonable results for networks as small as  $N = 300$ . Said differently, for  $N$  sufficiently large, we can follow for all times the first two moments (mean and variance) of the exact dynamics. This size-independent Gaussian distribution becomes then the universal limit for the underlying finite-size propagation model.

*Generalization.* The approach presented in this contribution heavily relies on the fact that the SI dynamics can be expressed under a form where, for each link, we *at most once* need to simultaneously know the state of the two nodes joined by that link. In fact, we can generalize our exact approach to a vast class of systems for which this condition is respected. Indeed, given an arbitrary number of accessible node states (instead of “susceptible” and “infectious”), one could define a state vector  $\mathbf{x}$  such that its elements track the number of nodes with  $k$  unassigned stubs for each accessible node state and for each possible value of  $k$ .

As a concrete example, a *susceptible-infectious-removed* (SIR) system, i.e., a susceptible-infectious where infectious nodes are removed at a constant probability rate, could be represented by the state vector

$$\mathbf{x} = [x_{S0} \ x_{I0} \ x_{R0} \ x_{S1} \ x_{I1} \ x_{R1} \ x_{S2} \ \dots]^T$$

where  $x_{Sk}$ ,  $x_{Ik}$  and  $x_{Rk}$  stand for the number of susceptible, infectious and removed nodes with  $k$  unassigned stubs, respectively [15]. Since the simultaneous knowledge of the state of two neighboring nodes is at most required once, we may perform on the fly neighbor assignment at the very time this knowledge is required, discarding the two stubs that were matched in the process.

An earlier version of this work [16] has made possible a recent contribution [17] which introduces a model for the deterministic (mean value) behavior of two interacting SIR processes taking place on two partially overlaying networks.

Even though the dynamics is quite complicated, the on the fly perspective allows to accurately describe it at low computational cost. In this case as in many others, an exact stochastic version of the model could be implemented using the approach described in this Rapid Communication.

*Conclusion.* We have introduced a procedure that allows the construction of a network in a dynamical way on a need to know basis. This slight change of perspective has profound implications on the propagation dynamics on networks. It allows for a conceptual framework where the propagation is described exactly by a low-dimensional stochastic equation equivalent in all respects to the complete time evolution of the original problem. The low-dimensionality translates in large computational gains and the stochastic equation permits an analytical Gaussian approximation for all times which becomes exact in the large network size limit. Finally, the approach is easily generalized to a vast array of systems.

The authors are grateful to CIHR (P.-A.N., A.A. and L.H.-D.), NSERC (V.M. and L.J.D.) and FQRNT (L.H.-D., V.M. and L.J.D.) for financial support.

- 
- [1] A. Barrat, M. Barthélemy, and A. Vespignani, *Dynamical Processes on Complex Networks* (Cambridge University Press, New York, 2008).
  - [2] S. Boccaletti, V. Latora, Y. Moreno, M. Chavez, and D.-U. Hwang, Phys. Rep. **424**, 175 (2006).
  - [3] M. J. Keeling and K. T. D. Eames, J. R. Soc. Interface **2**, 295 (2005).
  - [4] S. Bansal, B. T. Grenfell, and L. A. Meyers, J. R. Soc. Interface **4**, 879 (2007).
  - [5] L. Danon, A. Ford, T. House, C. P. Jewell, M. J. Keeling, G. O. Roberts, J. V. Ross, and M. C. Vernon, Interdiscip. Perspect. Infect. Dis. **2011**, 284909 (2011).
  - [6] M. E. J. Newman, Phys. Rev. E **66**, 016128 (2002).
  - [7] B. Karrer and M. E. J. Newman, Phys. Rev. E **82**, 066118 (2010).
  - [8] R. Pastor-Satorras and A. Vespignani, Phys. Rev. E **63**, 066117(1) (2001).
  - [9] Y. Moreno, R. Pastor-Satorras, and A. Vespignani, Eur. Phys. J. B **26**, 521 (2002).
  - [10] G. M. Schütz, M. Brandau, and S. Trimper, Phys. Rev. E **78**, 061132 (2008).
  - [11] M. Molloy and B. Reed, Random Struct. Alg. **6**, 161 (1995).
  - [12] C. W. Gardiner, *Handbook of Stochastic Methods for Physics, Chemistry and the Natural Sciences* (Springer-Verlag, 2004).
  - [13] E. Volz, J. Math. Biol. **56**, 293 (2008).
  - [14] J. C. Miller, J. Math. Biol. **62**, 349 (2010).
  - [15] A quick analysis reveals that tracking the sum  $\sum_k x_{Rk}$  instead of all the  $x_{Rk}$  would suffice for the same reason that tracking  $x_{-1}$  instead of the  $x_{Ik}$  was sufficient in the SI case.
  - [16] P.-A. Noël, B. Davoudi, R. C. Brunham, L. J. Dubé, and B. Pourbohloul, Phys. Rev. E **79**, 026101 (2009).
  - [17] V. Marceau, P.-A. Noël, L. Hébert-Dufresne, A. Allard, and L. J. Dubé, Phys. Rev. E **84**, 026105 (2011).