

The Non-Gaussian Halo Mass Function with f_{NL} , g_{NL} and τ_{NL}

Marilena LoVerde¹ and Kendrick M. Smith²

¹ *Institute for Advanced Study, Einstein Drive, Princeton, NJ 08540, USA*

² *Princeton University Observatory, Peyton Hall, Ivy Lane, Princeton, NJ 08544 USA*

Abstract

Primordial non-Gaussianity has emerged as one of the most promising probes of the inflationary epoch. While the cosmic microwave background and large-scale halo bias currently provide the most stringent constraints on the non-Gaussian parameter f_{NL} , the abundance of dark matter halos is a complementary probe which may allow tests of Gaussianity which are independent of the precise form of non-Gaussian initial conditions. We study the halo mass function in N -body simulations with a range of non-Gaussian initial conditions. In addition to the usual f_{NL} model, we consider $g_{NL}\Phi^3$ -type non-Gaussianity and models where the 4-point amplitude τ_{NL} is an independent parameter. We introduce a new analytic form for the halo mass function in the presence of primordial non-Gaussianity, the “log-Edgeworth” mass function, and find good agreement with the N -body simulations. The log-Edgeworth mass function introduces no free parameters and can be constructed from first principles for any model of primordial non-Gaussianity.

1 Introduction

One of the most exciting prospects in observational cosmology is the opportunity to constrain the physics of inflation, thereby probing energy scales which are far beyond the reach of accelerator experiments [1, 2, 3, 4, 5, 6, 7]. Current cosmic microwave background (CMB) data provides strong evidence for a spatially flat universe with small density perturbations drawn from a nearly scale-invariant power spectrum, in accord with inflationary predictions [8]. Nevertheless, distinguishing between microphysical models on the basis of the scalar power spectrum alone remains a challenge. For single-field, slow-roll inflation, higher-order non-Gaussian statistics of the curvature perturbation are unobservably small [9, 10, 11]. However, there are broad classes of inflationary models – those that violate slow-roll, have multiple fields, or modified kinetic terms for example – that can generate observable levels of non-Gaussianity (see for example, [12, 13, 14, 15] and references therein). A detection of non-Gaussianity would therefore rule out single-field, slow-roll inflation and could also be a powerful discriminator between these alternative scenarios.

At present the tightest constraints on non-Gaussianity in $\Phi(\mathbf{x})$, the primordial curvature perturbation¹, come from constraining the amplitude of several higher-point “shapes” inspired by different inflationary scenarios [16, 17, 18, 19, 20, 21, 22]. For instance, in the so-called local model [23, 24, 25, 26, 27], the initial curvature is a non-Gaussian field defined through

$$\Phi(\mathbf{x}) = \Phi_G(\mathbf{x}) + f_{NL} (\Phi_G(\mathbf{x})^2 - \langle \Phi_G^2 \rangle) + g_{NL} (\Phi_G(\mathbf{x})^3 - 3\langle \Phi_G^2 \rangle \Phi_G(\mathbf{x})) + \dots \quad (1)$$

where Φ_G is a Gaussian field and f_{NL}, g_{NL} are free parameters. The WMAP constraints on these parameters are $-10 < f_{NL} < 74$ [8] and $-7.4 \times 10^5 < g_{NL} < 8.2 \times 10^5$ [28] or $-12.34 \times 10^5 < g_{NL} < 15.58 \times 10^5$ [29] at 95% confidence. This model also generates a scale-dependent signature in the bias of dark matter halos [30, 31, 32, 33] that allows for competitive constraints from low-redshift data: $-29 < f_{NL} < 70$ [34], and $-3.5 \times 10^5 < g_{NL} < 8.2 \times 10^5$ [35] at 95% CL. The Planck CMB satellite is expected to achieve 1- σ errors that are smaller by a factor of 3–5 [25, 36].

Signatures of primordial non-Gaussianity can also appear the abundance of dark matter halos [37, 38, 39, 40, 41, 42, 43, 44]. For instance, positive (negative) skewness in the density field will tend to increase (decrease) the number of very high mass halos hosting galaxy clusters. The number density of halos as inferred from the cluster mass function has been shown to be a probe of primordial non-Gaussianity which is complementary to the CMB [45, 46, 47, 48, 49, 50, 51] (see also e.g. [52, 53, 54, 55] for investigations of weak lensing as a probe of primordial non-Gaussianity). The mass function is sensitive to cumulants beyond the 3-point function but relatively insensitive to the precise shape of the N -point functions. Therefore, the mass function can constrain non-Gaussianity without prior knowledge of template shapes, but is less powerful for discriminating between forms of non-Gaussian initial conditions. At present evidence of *any* primordial non-Gaussianity would be extraordinary, so it is useful to obtain observational constraints from a variety of methods. Recently there have been hints of an overabundance of high- z massive clusters [56, 57, 58, 59] which can be

¹In Eq. (1) and throughout the rest of this paper, we have defined a curvature $\Phi = \frac{3}{5}\zeta$, where ζ is the primordial curvature fluctuation conserved on super-horizon scales. This notation is conventional in studies of primordial non-Gaussianity, although possibly confusing since the Bardeen curvature Φ_H is equal to $\frac{2}{3}\zeta$ at early times when Eq. (1) is applied but $\frac{3}{5}\zeta$ in the matter dominated era, long after the non-Gaussianity in Eq. (1) is imprinted.

interpreted as evidence for primordial non-Gaussianity (but note that [60, 61, 62] find consistency with a Gaussian mass function). This picture will undoubtedly sharpen in the near future with improved mass function constraints from experiments such as SDSS [63], Chandra [64], ACT [65], SPT [66], and Planck [67].

In this paper we study the halo mass function in N -body simulations with non-Gaussian initial conditions with two forms of non-negligible trispectra: (i) initial conditions where the connected 4-point function has the same “shape” as that from the f_{NL}^2 terms in Eq. (1) but boosted in amplitude relative to the 3-point function (the “ τ_{NL} ” model) and (ii) initial conditions with the g_{NL} contribution from Eq. (1) much larger than that from f_{NL} . This extends current high resolution studies of the halo mass function with pure f_{NL} -type initial conditions [30, 68, 69, 70, 71]. See also [35] for studies of the mass function from N -body simulations with a cubic term g_{NL} in the initial conditions, and [72] for N -body simulations with initial conditions with more general primordial bispectra.

We propose an analytic halo mass function, the “log-Edgeworth” mass function, which accurately describes our simulations for a wide range of f_{NL} , g_{NL} , and τ_{NL} . The log-Edgeworth mass function is conceptually similar to the second-order Edgeworth mass function from [46], but is a better fit to N -body simulations in cases where the two disagree, in particular for the high-mass limit, where the Edgeworth mass function breaks down.

Throughout this paper we use the WMAP5+BAO+SN fiducial cosmology [73]: baryon density $\Omega_b h^2 = 0.0226$, cold dark matter (CDM) density $\Omega_c h^2 = 0.114$, Hubble parameter $h = 0.70$, spectral index $n_s = 0.961$, optical depth $\tau = 0.080$, and power-law initial curvature power spectrum $k^3 P_\zeta(k)/2\pi^2 = \Delta_\zeta^2 (k/k_{\text{piv}})^{n_s-1}$ where $\Delta_\zeta^2 = 2.42 \times 10^{-9}$ and $k_{\text{piv}} = 0.002 \text{ Mpc}^{-1}$.

In §2 we introduce the generalized local non-Gaussian initial conditions considered in this paper. In §3 we discuss prescriptions for analytic mass functions that describe the effects of non-Gaussianity through the cumulants of the density field smoothed on scale M , and also present fitting formulae for the smoothed skewness and kurtosis. The N -body simulations and a comparison with analytic mass functions is presented in §4. Concluding remarks are given in §5. Appendix A contains a discussion of calculations of the smoothed skewness, kurtosis and the $\mathcal{O}(f_{NL}^2)$ correction to the variance.

2 Non-Gaussian Initial Conditions

The simplest model of primordial non-Gaussianity is the “local” type, in which the initial curvature Φ is given by

$$\Phi(\mathbf{x}) = \Phi_G(\mathbf{x}) + f_{NL}(\Phi_G(\mathbf{x})^2 - \langle \Phi_G^2 \rangle) \quad (2)$$

and the 3-point and connected 4-point functions of the initial curvature are given by

$$\langle \Phi(\mathbf{k}_1)\Phi(\mathbf{k}_2)\Phi(\mathbf{k}_3) \rangle = f_{NL}P_\Phi(k_1)P_\Phi(k_2)(2\pi)^3\delta_D\left(\sum \mathbf{k}_i\right) + (5 \text{ perm.}) + \mathcal{O}(f_{NL}^3) \quad (3)$$

$$\langle \Phi(\mathbf{k}_1)\Phi(\mathbf{k}_2)\Phi(\mathbf{k}_3)\Phi(\mathbf{k}_4) \rangle_c = 2f_{NL}^2P_\Phi(k_1)P_\Phi(k_2)P_\Phi(|\mathbf{k}_1+\mathbf{k}_3|)(2\pi)^3\delta_D\left(\sum \mathbf{k}_i\right) + (23 \text{ perm.}) + \mathcal{O}(f_{NL}^4) \quad (4)$$

where δ_D is the Dirac delta function and P_Φ is the power spectrum of Φ_G . This type of non-Gaussianity is generated, e.g. in the curvaton model, in which there is a second light field present

during inflation (the curvaton) that decays after inflation has ended and generates the primordial curvature perturbation [74, 75, 76, 77, 78]. We assume throughout that the curvaton decays before dark matter freezout, so that no dark matter isocurvature mode is generated.

In this section, we will describe two sets of non-Gaussian initial conditions which generalize Eq. (2) and give rise to a trispectrum in the density field that is large enough to affect the halo mass function.

2.1 Equal Power from the Curvaton and Inflaton: An Example of $\tau_{NL} \neq \left(\frac{6}{5}f_{NL}\right)^2$

Most studies of the curvaton model have focused on the case where the curvaton completely dominates the primordial curvature perturbation. An alternative set-up, considered recently by [79, 80, 81, 82], supposes that the curvaton and inflaton contribute equally to the primordial curvature perturbation. If the inflaton contribution is assumed to be Gaussian and the curvaton contribution is non-Gaussian, the statistics of the initial conditions are changed in important ways. In particular the higher N -point functions are boosted in amplitude relative to the bispectrum, and the boost depends on the ratio of inflaton-to-curvaton contributions to the curvature.

More precisely, the primordial curvature in this model is given by

$$\Phi(\mathbf{x}) = \Phi_i(\mathbf{x}) + \Phi_c(\mathbf{x}) \quad (5)$$

where Φ_i and Φ_c denote inflaton and curvaton contributions. We assume that Φ_i and Φ_c are uncorrelated fields with proportional power spectra, i.e. $P_{\Phi_i}(k) = \frac{\xi^2}{1+\xi^2}P_\Phi(k)$ and $P_{\Phi_c}(k) = \frac{1}{1+\xi^2}P_\Phi(k)$, where ξ is a free parameter which represents the ratio of inflaton to curvaton contributions.

We take Φ_i to be Gaussian and Φ_c to be a field with local non-Gaussianity:

$$\Phi_c(\mathbf{x}) = \Phi_{c,G}(\mathbf{x}) + \tilde{f}_{NL} (\Phi_{c,G}^2(\mathbf{x}) - \langle \Phi_{c,G}^2(\mathbf{x}) \rangle) \quad (6)$$

where $\Phi_{c,G}$ is a Gaussian field.

In this model the power spectrum, bispectrum, and trispectrum of the initial curvature are given by:

$$\langle \Phi(\mathbf{k}_1)\Phi(\mathbf{k}_2) \rangle = P_\Phi(k_1)(2\pi)^3\delta_D(\mathbf{k}_1 + \mathbf{k}_2) + \mathcal{O}(f_{NL}^2) \quad (7)$$

$$\langle \Phi(\mathbf{k}_1)\Phi(\mathbf{k}_2)\Phi(\mathbf{k}_3) \rangle = f_{NL}(2\pi)^3\delta_D\left(\sum \mathbf{k}_i\right)P_\Phi(k_1)P_\Phi(k_2) + (5 \text{ perm.}) + \mathcal{O}(f_{NL}^3) \quad (8)$$

$$\begin{aligned} \langle \Phi(\mathbf{k}_1)\Phi(\mathbf{k}_2)\Phi(\mathbf{k}_3)\Phi(\mathbf{k}_4) \rangle_c &= \frac{\tau_{NL}}{(6/5)^2}2(2\pi)^3\delta_D\left(\sum \mathbf{k}_i\right)P_\Phi(k_1)P_\Phi(k_2)P_\Phi(|\mathbf{k}_1 + \mathbf{k}_3|) \\ &\quad + (23 \text{ perm.}) + \mathcal{O}(f_{NL}^4) \end{aligned} \quad (9)$$

where we have defined

$$\begin{aligned} f_{NL} &= \frac{\tilde{f}_{NL}}{(1+\xi^2)^2} \\ \tau_{NL} &= \left(\frac{6f_{NL}}{5}\right)^2 (1+\xi^2). \end{aligned} \quad (10)$$

The bispectrum and trispectrum in this model have the same shapes as in the curvaton-dominated model considered previously (Eq. (2)), but the coefficients f_{NL} , τ_{NL} are independent parameters.

The curvaton-dominated model corresponds to the special case $\tau_{NL} = (\frac{6}{5}f_{NL})^2$ and the current bounds are $-6000 < \tau_{NL} < 33,000$ at 95% confidence [28]. The factor $(6/5)$ here is conventional and has been introduced for consistency with the literature. Our perspective is that primordial non-Gaussianity is most conveniently parameterized by the coefficients of the primordial N -point functions, and the specific two-field model in this section is just a mechanism for generating local non-Gaussianity with prescribed f_{NL} and τ_{NL} . For this reason, we will use f_{NL} and τ_{NL} as the basic parameters of the model, and treat \tilde{f}_{NL} and ξ as derived parameters.

2.2 Local Initial Conditions with Kurtosis but No Skewness: g_{NL}

Another variation on initial conditions with local non-Gaussianity is to consider a case where the quadratic term in Eq. (1) vanishes but the cubic term is included [26]. Initial conditions of this form can be generated in a curvaton model where the potential for the curvaton has terms that are not quadratic and cancellations from these terms set $f_{NL} \sim 0$ while generating a large g_{NL} [83, 77, 27, 84]

$$\Phi(\mathbf{x}) = \Phi_G(\mathbf{x}) + g_{NL} (\Phi_G^3(\mathbf{x}) - 3\langle\Phi_G^2\rangle\Phi_G(\mathbf{x})) . \quad (11)$$

We have found it convenient to include the $-3\langle\Phi_G^2\rangle\Phi_G(\mathbf{x})$ term in the definition of the g_{NL} model so that the power spectrum of Φ will be unchanged to first order in g_{NL} .² Note that the expectation value $\langle\Phi_G^2\rangle$ is infrared divergent, but converges in a finite volume. We compute it as a discrete sum over Fourier modes $\mathbf{k} \neq 0$ in our simulation, for consistency with the way the Gaussian initial conditions are generated.

With initial conditions given by (11), the power spectrum and connected trispectrum are given by:

$$\langle\Phi(\mathbf{k}_1)\Phi(\mathbf{k}_2)\rangle = (2\pi)^3\delta_D(\mathbf{k}_1 + \mathbf{k}_2)P_\Phi(k_1) + \mathcal{O}(g_{NL}^2) \quad (12)$$

$$\begin{aligned} \langle\Phi(\mathbf{k}_1)\Phi(\mathbf{k}_2)\Phi(\mathbf{k}_3)\Phi(\mathbf{k}_4)\rangle_{\text{conn.}} &= g_{NL}(2\pi)^3\delta_D\left(\sum\mathbf{k}_i\right)P_\Phi(k_1)P_\Phi(k_2)P_\Phi(k_3) \\ &\quad + (23 \text{ perm.}) + \mathcal{O}(g_{NL}^2) \end{aligned} \quad (13)$$

and all odd N -point functions vanish.

3 Halo Mass Functions - Theory

There are a number of non-Gaussian mass functions in the literature. Most of them are derived from some expansion of a non-Gaussian probability distribution function (PDF) for the mass density field and either follow the Press-Schechter ansatz [85, 39, 86, 44, 46, 87], or more formally use excursion set theory [88, 89, 90, 91]. These mass functions are typically specified by the PDF or N -point correlation functions of the linear density field (or equivalently the initial curvature). On the other

²An alternate convention (e.g. [35]) omits this term from the definition; in this case the “bare” power spectrum amplitude Δ_ζ^2 used to set up the Gaussian field Φ_G will differ from the observed value of Δ_ζ^2 that would be inferred by measuring observable power spectra. The two definitions will be equivalent in any analysis which marginalizes Δ_ζ^2 , but the first requires less bookkeeping to keep track of the difference between bare and observable power spectrum amplitudes.

hand, Pillepich, Porciani and Hahn [70] present a fitting formula for the mass function derived from non-Gaussian simulations which (in addition to the usual cosmological parameters) depends on f_{NL} , assuming $g_{NL} = 0$ and $\tau_{NL} = (\frac{6}{5}f_{NL})^2$. These mass functions are all in relatively good agreement with each other and with simulations with f_{NL} -type (i.e. Eq. (2)) non-Gaussian initial conditions [70, 71]. In this paper, our emphasis will be on analytic mass functions that depend only on the cumulants of the variable δ_M , the linearly-evolved density fluctuation smoothed on mass scale M [46]. However, see [92, 91, 90] for extensions based on excursion set theory which include additional terms from so-called unequal time correlators.

In this section we describe a general formalism for deriving non-Gaussian mass functions, and apply it to the case of local non-Gaussianity parameterized by f_{NL} , g_{NL} , and τ_{NL} . Our approach is conceptually similar to the Edgeworth approach from [46] but differs in some details which we now explain. We'll follow the Press-Schechter model [85] which states that the fraction $F(M)$ of volume collapsed to objects of mass $\geq M$ is equal to the probability for δ_M to exceed the collapse threshold $\delta_c \approx 1.42$.³ In the presence of primordial non-Gaussianity, the 1-point PDF $\rho(\delta_M)$ is perturbed, and this leads to a change in the mass function which is computable in the Press-Schechter model.

The Edgeworth expansion is a representation of a general PDF as a power series in the higher cumulants of the distribution. Since higher cumulants parameterize deviations from Gaussianity, the Edgeworth expansion is most useful in the regime of weak non-Gaussianity, where the series converges rapidly. In [46], the Edgeworth expansion for $\rho(\delta_M)$ was truncated to obtain an estimate of the f_{NL} dependence of $\rho(\delta_M)$, from which the f_{NL} dependence of the mass function can be calculated. Here, we will find it convenient to truncate the series expansion for the quantity $\ln(F(M))$ (rather than the quantity $\rho(\delta_M)$); we call the non-Gaussian mass function obtained in this way the “log-Edgeworth” mass function. We will find that the log-Edgeworth mass function is a better fit to simulations than the Edgeworth expansion for parameter values where the two disagree, in particular for the high-mass limit, where the Edgeworth expansion breaks down.

Another more minor detail is that we keep a few more terms in the series expansion than are usually quoted from [46]. We do this for the following reason: the simulations in §4 will show that the mass function is τ_{NL} -dependent, in the case where τ_{NL} is varied at fixed f_{NL} (and with $g_{NL} = 0$). Therefore, to allow τ_{NL} dependence, we will keep the term in the Edgeworth series which is first order in τ_{NL} . Since τ_{NL} is the same order as f_{NL}^2 , we will also keep terms of order f_{NL}^2 in order to truncate the series consistently. Similarly, we keep terms of first order in g_{NL} but not second order, since g_{NL} has the same order as τ_{NL} when it appears in N -point correlation functions.

3.1 Cumulants

The linear density field smoothed on scale M is given by

$$\delta_M(z) = \int \frac{d^3\mathbf{k}}{(2\pi)^3} W_M(k) \alpha(k, z) \Phi(\mathbf{k}) \quad (14)$$

³Throughout this paper we will include a correction to the spherical collapse threshold $\delta_c = 1.686$, $\delta_c \rightarrow \delta_c \sqrt{q}$ with $q = 1/\sqrt{2}$ which has been shown to give better agreements with simulations [70, 71].

where

$$W_M(k) = \frac{3 \sin(kR(M))}{(kR(M))^3} - \frac{3 \cos(kR(M))}{(kR(M))^2} \quad (15)$$

is the Fourier transform of a tophat window whose comoving radius $R(M) = (3M/4\pi\rho_m)^{1/3}$ encloses mass M , and

$$\alpha(k, z) = \frac{2k^2 T(k) D(z)}{3\Omega_m H_0^2} \quad (16)$$

is defined so that $\delta(\mathbf{k}, z) = \alpha(k, z)\Phi(\mathbf{k})$ in linear theory. Here, $T(k)$ denotes the matter transfer function, and $D(z)$ is the linear growth function normalized to $D(z) = 1/(1+z)$ at high z .

The reduced cumulants are defined as

$$\kappa_N(M) = \frac{\langle \delta_M^N \rangle_{\text{conn.}}}{\sigma(M)^N} \quad \text{for } N \geq 3 \quad (17)$$

where $\sigma^2(M) = \langle \delta_M^2 \rangle$. Note that $\kappa_N(M)$ is independent of z as implied by the notation.

For the non-Gaussian mass function in the next subsection, we will need to know the cumulants $\kappa_3(M)$ and $\kappa_4(M)$ to leading order in the non-Gaussianity parameters f_{NL} , g_{NL} and τ_{NL} . These cumulants can be calculated either by Monte Carlo, or analytically by integrating the N -point correlation function (Eqs. (8), (9), (13)) over the wavenumbers \mathbf{k}_i with appropriate weighting. The reduced cumulants (with the $\sigma(M)^N$ denominator) are slowly varying functions of M and relatively insensitive to the assumed cosmological parameters but slightly cumbersome to compute. Details of the calculation are given in Appendix A. Here, we simply quote the results: for κ_3 , we find the following to be a good fitting function

$$\kappa_3(M) \approx f_{NL} (6.6 \times 10^{-4}) \left(1 - 0.016 \ln \left(\frac{M}{h^{-1} M_\odot} \right) \right) \quad (18)$$

(see also [87]). The cumulant κ_4 is more subtle: it contains terms proportional to g_{NL} and τ_{NL} , and the $\mathcal{O}(\tau_{NL})$ term formally diverges as the volume of the simulation box is taken to infinity. This divergence is well-known and we discuss it in detail in Appendix A. For now, we just quote a fitting function for κ_4 with explicit dependence on the box size L :⁴

$$\begin{aligned} \kappa_4(M) \approx & g_{NL} (1.6 \times 10^{-7}) \left(1 - 0.021 \ln \left(\frac{M}{h^{-1} M_\odot} \right) \right) \\ & + \frac{\tau_{NL}}{(6/5)^2} \left[(6.9 \times 10^{-7}) \left(1 - 0.021 \ln \left(\frac{M}{h^{-1} M_\odot} \right) \right) + 48 \Delta_\Phi^2 \ln \left(\frac{L}{L_0} \right) \right] \end{aligned} \quad (19)$$

where $L_0 = 1600 h^{-1} \text{ Mpc}$ and $\Delta_\Phi^2 = \frac{9}{25} \Delta_\zeta^2$ is equal to (8.72×10^{-10}) for the fiducial cosmology from §1.

⁴In Eqs. (19) and (21), the factor $\Delta_\Phi^2 \ln(L/L_0)$ is actually an approximation to the exact infrared divergent behavior which assumes $(1 - n_s) \ln(L/L_0) \ll 1$. If this condition is not satisfied then a more accurate approximation can be obtained by making the replacement

$$\Delta_\Phi^2 \ln \left(\frac{L}{L_0} \right) \rightarrow \left(\frac{k^2 P_\Phi(k)}{2\pi^2} \right)_{k=4.67/L} \frac{(L/L_0)^{n_s-1} - 1}{n_s - 1}$$

We will also need the leading non-Gaussian contribution to the variance $\sigma(M)^2$, which has the same order⁵ (i.e. quadratic in f_{NL} in the case $\tau_{NL} = (6/5 f_{NL})^2$) as the second term in κ_4 . We write the variance as a sum of a Gaussian term $\sigma_G^2(M)$ and a non-Gaussian term $\sigma_G^2(M)\kappa_2(M)$, where κ_2 represents the fractional correction due to primordial non-Gaussianity

$$\sigma^2(M) \equiv \sigma_G^2(M) (1 + \kappa_2(M)) \quad (20)$$

and find the following fitting function for $\kappa_2(M)$

$$\kappa_2(M) \approx \frac{\tau_{NL}^2}{(6/5)^4 f_{NL}^2} \left[(4.0 \times 10^{-8}) \left(1 - 0.021 \ln \left(\frac{M}{h^{-1} M_\odot} \right) \right) + 4\Delta_\Phi^2 \ln \left(\frac{L}{L_0} \right) \right] \quad (21)$$

where $L_0 = 1600 h^{-1}$ Mpc. Note that $\kappa_2(M)$ is also infrared divergent.

The correct choice of L in the infrared divergent parts of the above cumulants depends on the context in which a non-Gaussian mass function is desired. When comparing to N -body results in §4, we will choose L to be the side length of the (periodic) simulation volume. When comparing to the observed mass function from real data, a reasonable choice would be $L \sim 2R$ where $R \approx 14000$ Mpc is the comoving causal horizon. The need to choose a value of L may seem unfortunate, but it is a generic feature of models with local non-Gaussianity that has nothing to do with mass functions *per se*: such models only make sense when regulated in a finite volume, and physical quantities (such as the non-Gaussian contribution to the power spectrum) depend weakly on this choice.

In Fig. 1, we plot the reduced cumulants κ_2 , κ_3 , κ_4 obtained by Monte Carlo, with the fitting functions shown for comparison.

3.2 Mass Function Derivation

In the Press-Schechter model, the fraction of volume $F(M)$ collapsed to halos of mass M is given by

$$F(M) = \int_{\nu_c(M)}^{\infty} d\nu \rho(\nu, M) \quad (22)$$

where $\rho(\nu, M)$ is the 1-point PDF of the variable $\nu = \delta_M/\sigma(M)$, and $\nu_c(M) = \delta_c/\sigma(M)$ with $\delta_c = 1.42$. The mass function $n(M)$ is then given by

$$n(M) = -2 \frac{\rho_m}{M} F'(M) \quad (23)$$

where primes denote derivatives with respect to M .

In a Gaussian cosmology, we have $\rho(\nu, M) = (2\pi)^{-1/2} \exp(-\nu^2/2)$. In a non-Gaussian cosmology, we can expand the PDF as a series (the Edgeworth expansion):

$$\rho(\nu, M) = \frac{\exp(-\nu^2/2)}{(2\pi)^{1/2}} (1 + p_1(\nu, M) + p_2(\nu, M) + \dots) \quad (24)$$

⁵Strictly speaking, the amplitude of κ_2 need not be proportional to τ_{NL}^2/f_{NL}^2 but may be a free parameter. The form of κ_2 given in Eq. (21) assumes initial conditions with f_{NL} and τ_{NL} which are implemented using the two-field model from §2.1.

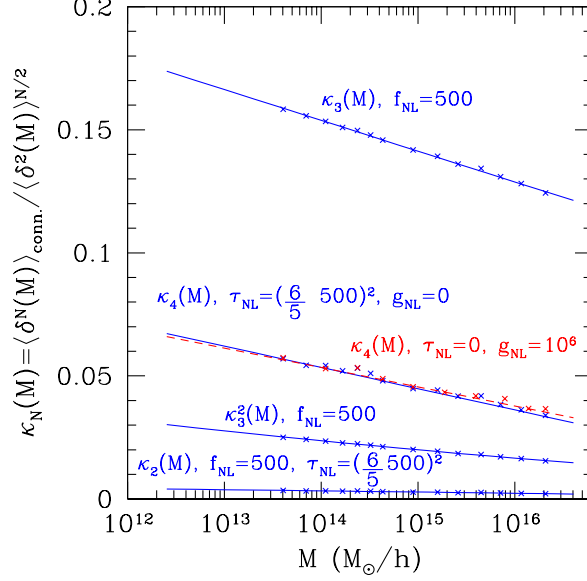


Figure 1: The reduced cumulants of the density field smoothed on scale M . The points are the cumulants measured from Monte-Carlo realizations of the initial conditions, the lines are the fits from Eqs. (18)–(21). Note that the smoothed kurtosis has roughly the same M dependence for the g_{NL} (dashed, red line) and τ_{NL} (solid, blue line) models despite the different “shapes” of their trispectra. For κ_2 and $\kappa_{4,\tau_{NL}}$ we have assume $L = 1600 h^{-1} \text{Mpc}$.

where

$$p_1(\nu, M) = \frac{1}{6} \kappa_3(M) H_3(\nu) \quad (25)$$

$$p_2(\nu, M) = \frac{1}{2} \kappa_2(M) H_2(\nu) + \frac{1}{24} \kappa_4(M) H_4(\nu) + \frac{1}{72} \kappa_3(M)^2 H_6(\nu) \quad (26)$$

and $H_n(\nu)$ are the Hermite polynomials defined by $H_n(\nu) = (-1)^n e^{\nu^2/2} \frac{d^n}{d\nu^n} e^{-\nu^2/2}$. Note that p_1 represents contributions which are first order in f_{NL} , and p_2 represents contributions which are either second order in f_{NL} or first order in g_{NL} , τ_{NL} . It is worth noting that the explicit mass dependence of p_1, p_2 , arising from the mass dependence of the $\kappa(M)$ ’s (as well as the box dependence in $\kappa_2(M, L)$, $\kappa_4(M, L)$) breaks the universality of the mass function. However as can be seen in Eqs. (19), (21) and Fig. 1, the box dependent contributions are small and the mass dependence is slight, so universality is only weakly broken.

Plugging into Eqs. (22), (23), we can obtain series expansions for $F(M)$ or $n(M)$. The series

$F(M) = F_0(M) + F_1(M) + F_2(M)$ is given by

$$F_0(M) = \frac{1}{2} \text{erfc} \left(\frac{\nu_c(M)}{\sqrt{2}} \right) \quad (27)$$

$$F_1(M) = \frac{1}{(2\pi)^{1/2}} e^{-\nu_c(M)^2/2} \left(\frac{\kappa_3(M)}{6} H_2(\nu_c(M)) \right) \quad (28)$$

$$F_2(M) = \frac{1}{(2\pi)^{1/2}} e^{-\nu_c(M)^2/2} \left(\frac{\kappa_2(M)}{2} H_1(\nu_c(M)) + \frac{\kappa_4(M)}{24} H_3(\nu_c(M)) + \frac{\kappa_3(M)^2}{72} H_5(\nu_c(M)) \right). \quad (29)$$

It will also be convenient to have expressions for the derivatives with respect to M

$$F'_0(M) = -\frac{\nu'_c(M)}{(2\pi)^{1/2}} e^{-\nu_c(M)^2/2} \quad (30)$$

$$F'_1(M) = F'_0(M) \left(\frac{\kappa_3(M)}{6} H_3(\nu_c(M)) - \frac{\kappa'_3(M)}{6\nu'_c} H_2(\nu_c(M)) \right) \quad (31)$$

$$F'_2(M) = F'_0(M) \left(\frac{\kappa_2(M)}{2} H_2(\nu_c(M)) + \frac{\kappa_4(M)}{24} H_4(\nu_c(M)) + \frac{\kappa_3(M)^2}{72} H_6(\nu_c(M)) - \frac{\kappa'_2(M)}{2\nu'_c} H_1(\nu_c(M)) - \frac{\kappa'_4(M)}{24\nu'_c} H_3(\nu_c(M)) - \frac{\kappa_3(M)\kappa'_3(M)}{36\nu'_c} H_5(\nu_c(M)) \right). \quad (32)$$

The ‘‘Edgeworth’’ mass function from [46] is defined by truncating the series for $F(M)$ (or for $n(M)$). At second order in f_{NL} (first order in g_{NL} , τ_{NL}) the resulting mass function is

$$\left. \frac{n_{NG}}{n_G} \right|_{\text{Edgeworth}} \approx \left(1 + \frac{F'_1(M)}{F'_0(M)} + \frac{F'_2(M)}{F'_0(M)} \right). \quad (33)$$

This mass function has been shown to be in good agreement with simulations for $\tau_{NL} = (\frac{6}{5}f_{NL})^2$ [70, 71]. However, it has a couple of slightly annoying properties that arise at large $|f_{NL}|$; if truncated at first order in f_{NL} it is unbounded from below as f_{NL} approaches large negative values, if truncated at second order the mass function is non-monotonic at the high-mass end for negative f_{NL} .⁶

Inspired by these issues, we propose a slightly different mass function. If we truncate the series for $\ln(F(M))$ rather than $F(M)$:

$$\ln(F(M)) \approx \ln F_0(M) + \frac{F_1(M)}{F_0(M)} + \frac{F_2(M)}{F_0(M)} - \frac{1}{2} \left(\frac{F_1(M)}{F_0(M)} \right)^2 \quad (34)$$

then we obtain the mass function

$$\begin{aligned} \left. \frac{n_{NG}}{n_G} \right|_{\log\text{-Edgeworth}} &\approx \exp \left[\frac{F_1(M)}{F_0(M)} + \frac{F_2(M)}{F_0(M)} - \frac{1}{2} \left(\frac{F_1(M)}{F_0(M)} \right)^2 \right] \\ &\times \left(1 + \frac{F'_1(M) + F'_2(M)}{F'_0(M)} - \frac{F_1(M)F'_1(M)}{F_0(M)F'_0(M)} - \frac{F_1(M) + F_2(M)}{F_0(M)} + \frac{F_1(M)^2}{F_0(M)^2} \right). \end{aligned} \quad (35)$$

⁶We have experimented with using a mass-dependent barrier $\nu_c(M)$ in Eqs. (27)-(29), chosen so that the Gaussian mass function derived in this way agrees with the Sheth-Tormen or Warren mass functions [93, 94] but found it did not improve the Edgeworth mass function.

We will refer to this non-Gaussian mass function as the “log-Edgeworth” mass function.

The Edgeworth (33) and log-Edgeworth (35) mass functions agree to second order in f_{NL} (or first order in g_{NL} , τ_{NL}) but differ in the way the low-order derivatives are extrapolated to finite values of f_{NL} , g_{NL} and τ_{NL} . As we will see in the next section, the log-Edgeworth mass function is a better fit to N -body simulations in the regime where the two disagree, and also provides sensible asymptotic behavior in the limit of large halo mass. In principle, if we kept all terms in each series expansion the Edgeworth and log-Edgeworth mass functions would agree. It is interesting to note, that at lowest order in f_{NL} , g_{NL} , the ratio n_{NG}/n_G as predicted by the log-Edgeworth mass function reduces to that from the Edgeworth mass function in the limit $\nu_c(M) \ll 1$ and the “MVJ” [44] mass function for $\nu_c(M) \gg 1$.⁷

Note that we have written both the Edgeworth and log-Edgeworth mass functions as expressions for n_{NG}/n_G , to separate the issue of analytically describing the Gaussian mass function n_G (see e.g. [95, 94, 96]) from the issue of describing the fractional correction due to primordial non-Gaussianity.

In this section, we have presented the log-Edgeworth mass function in maximum generality in order to provide a framework which can be adapted to models of non-Gaussianity not considered in this paper. If all that is desired is to compute the mass function for specified values of f_{NL} , g_{NL} and τ_{NL} , this can be done straightforwardly by using the fitting functions in Eqs. (18)–(21) to compute $\kappa_i(M)$, then using Eqs. (27)–(32) to compute $F_i(M)$ and $F'_i(M)$, and finally using Eq. (35) to compute n_{NG}/n_G .

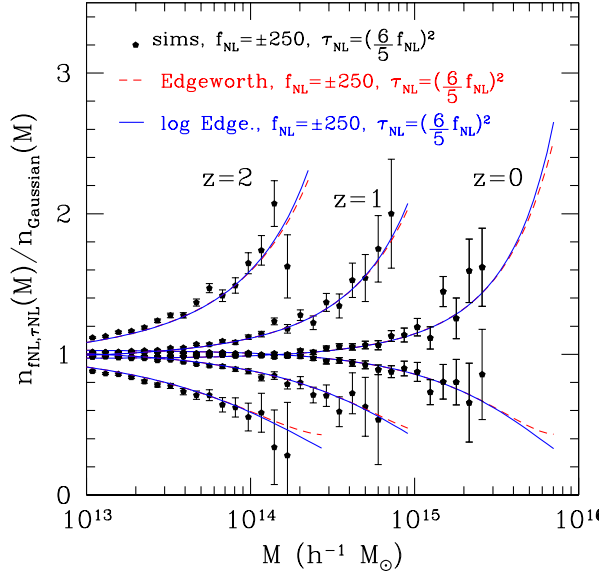
4 Halo Mass Function from N -body Simulations

To study the mass function, we performed collisionless N -body simulations using the GADGET-2 TreePM code [97]. Simulations were done using periodic box size $R_{\text{box}} = 1600 h^{-1} \text{ Mpc}$, particle count $N_p = 1024^3$, and force softening length $R_s = 0.05(R_{\text{box}}/N_p^{1/3})$. With these parameters and the fiducial cosmology from §1, the particle mass is $m_p = 2.92 \times 10^{11} h^{-1} M_\odot$.

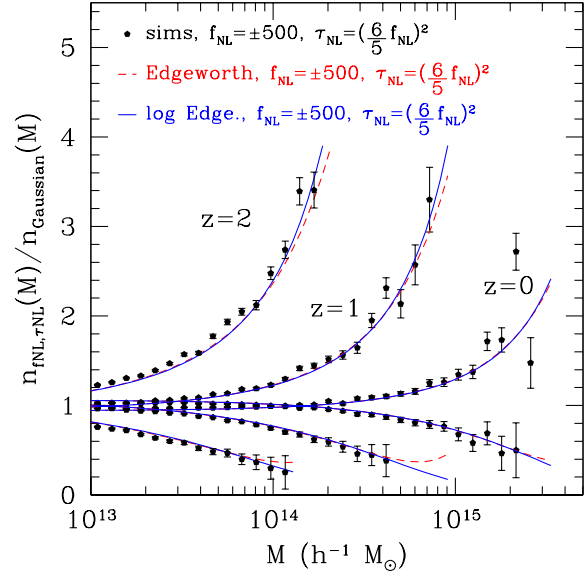
We make non-Gaussian simulations of the initial curvature Φ in two cases: either (1) taking $g_{NL} = 0$ and nonzero f_{NL} , τ_{NL} , or (2) taking $f_{NL} = \tau_{NL} = 0$ and nonzero g_{NL} . In the first case, we use the two-field model from §2.1. Starting from input parameters f_{NL} and τ_{NL} , we obtain \tilde{f}_{NL} and ξ using Eq. (10), then simulate Gaussian fields Φ_i and $\Phi_{c,G}$ with power spectra $\frac{\xi^2}{1+\xi^2}P_\Phi$ and $\frac{1}{1+\xi^2}P_\Phi$ respectively. The total initial curvature is then given by $\Phi = \Phi_i + \Phi_c$, where Φ_c is given by Eq. (6). In the second case ($f_{NL} = \tau_{NL} = 0$ with $g_{NL} \neq 0$), we simulate a non-Gaussian Φ using Eq. (11). We do not generate initial conditions with nonzero values for all three parameters f_{NL} , g_{NL} , τ_{NL} , although it would be easy to extend the two-field model to apply in this generality.

Given a realization of the initial curvature Φ , initial particle positions and velocities are generated as follows. First, we apply the transfer function $T(k)$, computed using CAMB [98], to obtain the Newtonian potential at the initial redshift $z_{\text{ini}} = 100$ of the simulations. Then we obtain initial particle positions using the Zeldovich approximation [99]. (At $z_{\text{ini}} = 100$, transient effects due to use of this approximation should be negligible [100].)

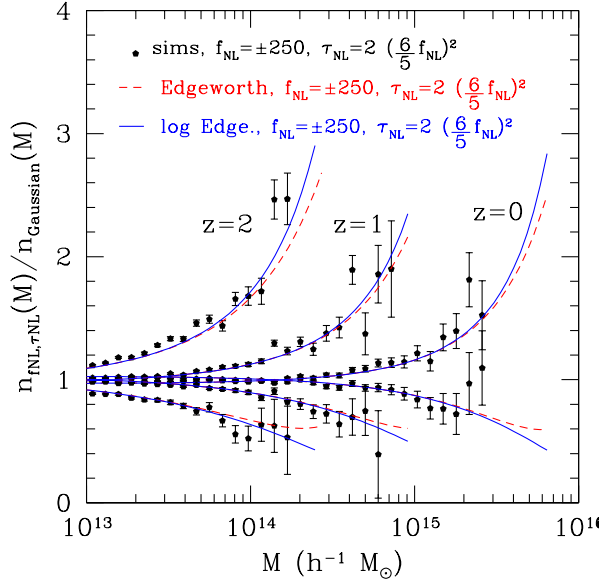
⁷We are grateful to Vincent Desjacques for pointing this out.



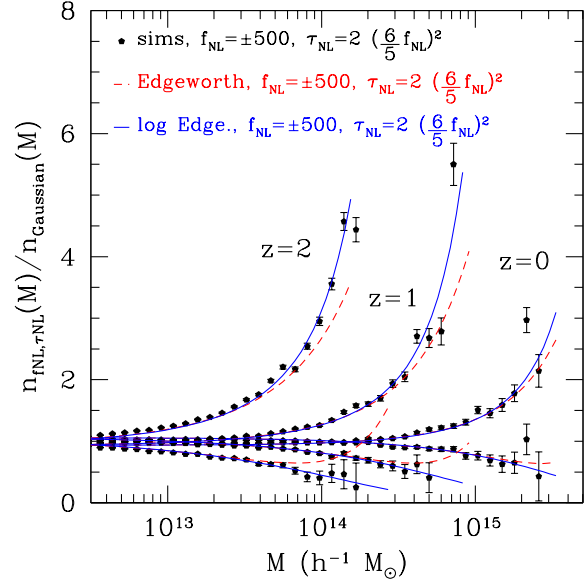
(a)



(b)



(c)



(d)

Figure 2: Comparison of the Edgeworth (Eq. (33)) and log-Edgeworth (Eq. (35)) mass functions for non-Gaussian initial conditions with nonzero f_{NL} and τ_{NL} . For $\tau_{NL} = (\frac{6}{5} f_{NL})^2$ (i.e. perturbations generated entirely by the curvaton) they both provide reasonably good fits. For $\tau_{NL} = 2(\frac{6}{5} f_{NL})^2$ (i.e. equal power from the curvaton and inflaton) the log-Edgeworth mass function is in better agreement.

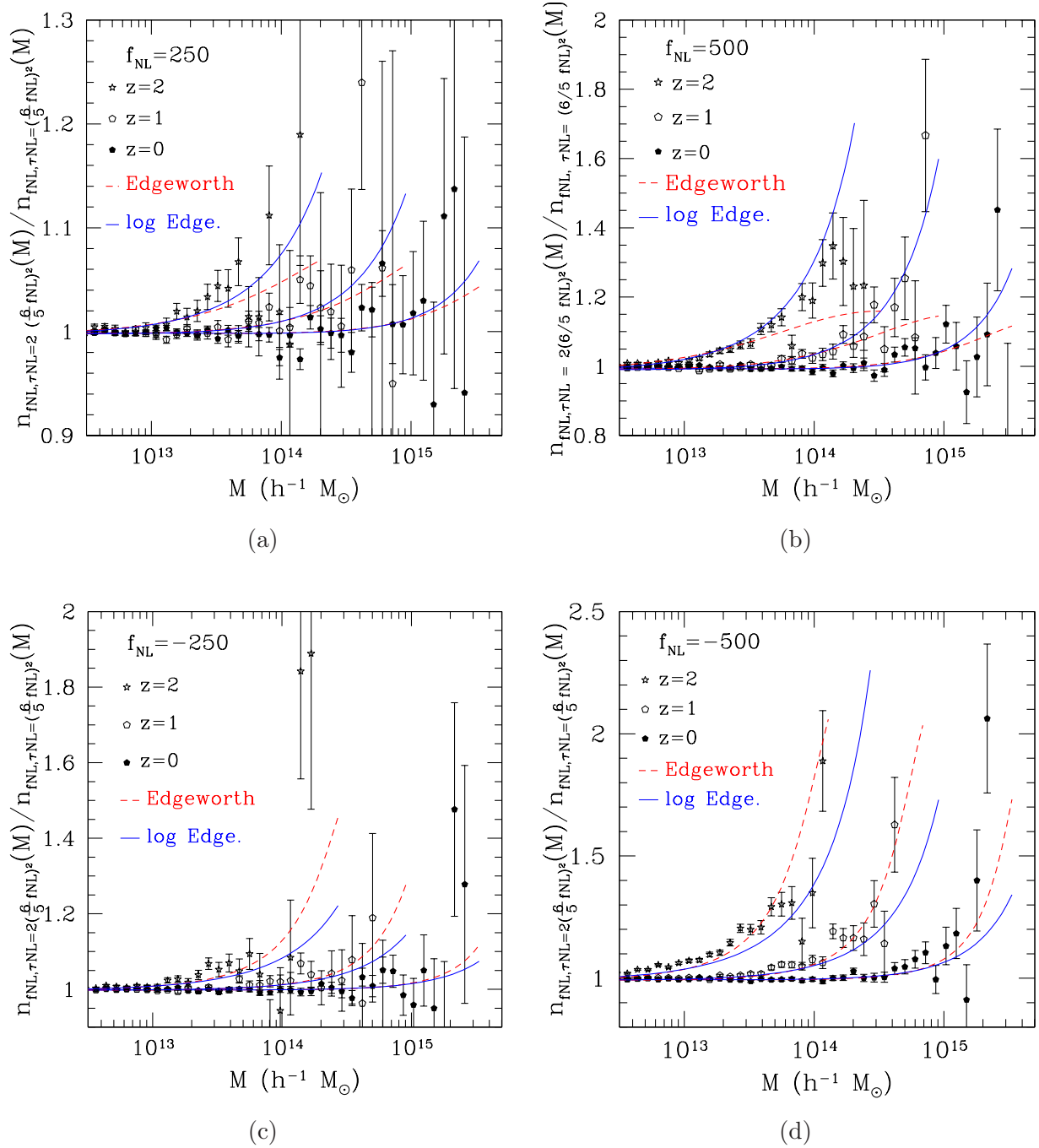


Figure 3: Comparison of mass functions with $\tau_{NL} = (\frac{6}{5}f_{NL})^2$ and $\tau_{NL} = 2(\frac{6}{5}f_{NL})^2$ for: (a) $f_{NL} = +250$ (b) $f_{NL} = +500$ (c) $f_{NL} = -250$ and (d) $f_{NL} = -500$. This plot is intended to isolate the effect of the primordial trispectrum on the halo mass function, since the two models being compared have equal bispectra but different trispectra. The curves are the “Edgeworth” mass function in Eq. (33) and the “log-Edgeworth” mass function presented in Eq. (35).

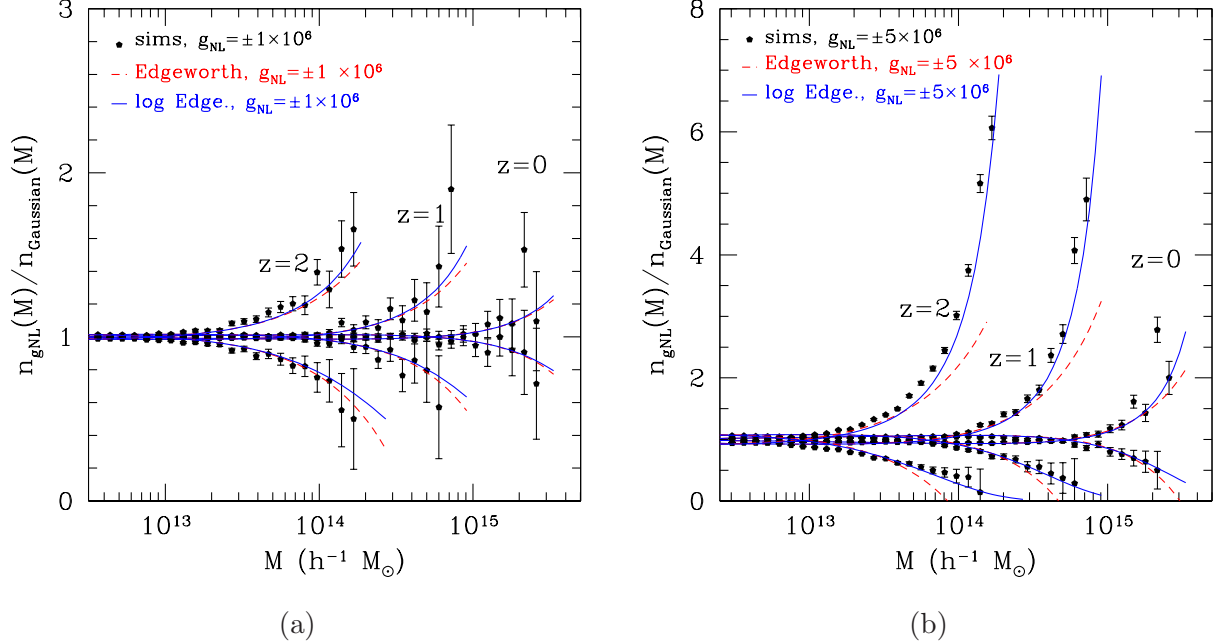


Figure 4: Comparison of the Edgeworth (Eq. (33)) and log-Edgeworth (Eq. (35)) mass functions for initial conditions with a $g_{NL}\Phi^3$ term (Eq. (11)) (here $f_{NL} = \tau_{NL} = 0$).

After running the N -body simulation, we group particles into halos using an MPI parallelized implementation of the friends-of-friends algorithm [101] with link length $L_{\text{FOF}} = 0.2R_{\text{box}}N_p^{-1/3}$. For a halo containing N_{FOF} particles, we assign a halo position given by the mean of the individual particle positions, and a halo mass given by

$$m_h = m_p (N_{\text{FOF}} - N_{\text{FOF}}^{0.4}) , \quad (36)$$

the second term is recommended in [94] to minimize particle resolution artifacts in the mass function.⁸

In Fig. 2 we study the mass function $n(M)$ for a few choices of (f_{NL}, τ_{NL}) . It is seen that the mass function mainly depends on f_{NL} , but some τ_{NL} -dependence can also be seen, particularly at high redshift. Recall from Eq. (8) that the 3-point function is independent of τ_{NL} , so the τ_{NL} -dependence at high redshift indicates that the skewness of the density field (in addition to the linear power spectrum) is insufficient to describe the non-Gaussian mass function. However, the four-point function (Eq. (9)) and the $\mathcal{O}(\tau_{NL})$ correction to the power spectrum (Eq. (21)) do depend on τ_{NL} , so our simulations indicate that these higher cumulants are relevant for determining the abundance of high-mass halos.

The Edgeworth and log-Edgeworth mass functions given in Eq. (33) and Eq. (35) include the first τ_{NL} -dependent terms in the series expansion. These mass functions are plotted in Fig. 2. Both

⁸It has been suggested that halos identified by spherical overdensity are better suited to observations (although which is the most appropriate halo-finder likely depends on the observable) and there is a scatter between FOF and spherical overdensity identified halos [102, 96]. However, uncertainties in the mass function from baryonic effects appear to be comparable to uncertainties from halo finding [103, 104].

the Edgeworth and log-Edgeworth mass functions appear to provide a good fit to simulations in all but the most extreme cases; only for $f_{NL} = \pm 500$ do we see disagreement. The log-Edgeworth mass function appears to do a better job at describing cosmologies with $f_{NL} < 0$ and also those with $\tau_{NL} \neq (\frac{6}{5}f_{NL})^2$.

In Fig. 3 we show the ratio of the non-Gaussian mass function with $\tau_{NL} = 2(\frac{6}{5}f_{NL})^2$ to the one with $\tau_{NL} = (\frac{6}{5}f_{NL})^2$, for a fixed value of f_{NL} . We find that these two mass functions differ by as much as a factor 2 at high redshift and halo mass. Again both the Edgeworth and log-Edgeworth mass functions do a reasonable job of predicting the effect of varying τ_{NL} , though the error bars are rather large and there seems to be some disagreement towards the high mass end for $f_{NL} = 500$.

Figure 4 shows the non-Gaussian correction to the mass function measured from simulations with $f_{NL} = \tau_{NL} = 0$ and $g_{NL} = \pm 10^6$ or $g_{NL} = \pm 5 \times 10^6$. As expected, positive g_{NL} increases the abundance of massive halos while negative g_{NL} decreases their abundance. For $g_{NL} = 10^6$, both the Edgeworth and log-Edgeworth mass functions are in reasonable agreement with simulations, but with $g_{NL} = 5 \times 10^6$, the log-Edgeworth mass function is in much better agreement.⁹

As can be seen in Fig. 2 and 4, the improvement from the log-Edgeworth truncation is most significant at high masses and redshifts and/or for large non-Gaussianity. For a $3 \times 10^{15} h^{-1}M_{\odot}$ cluster the difference is $\lesssim 10\%$ at $z = 0$ even for $f_{NL} = \pm 500$ (and $\tau_{NL} = (6/5f_{NL})^2$). On the other hand, if $\tau_{NL} = 2(6/5f_{NL})^2$, the two mass functions differ by $10 - 20\%$ at the same redshift. For more modest values of f_{NL} (± 100) there is not a significant difference between the two mass functions for $M < 3 \times 10^{15} h^{-1}M_{\odot}$ until $z \gtrsim 1$ unless $\tau_{NL} \gtrsim 3(f_{NL})^2$.

Finally, in Fig. 5 we compare the effects of f_{NL} , g_{NL} and τ_{NL} on the halo mass function. The shape of n_{NG}/n_G for the two simulated values of τ_{NL} is similar. Indeed, from the analytic mass function in Eq. (35) we find that a model with $\tau_{NL} > (\frac{6}{5}f_{NL})^2$ can be made to look like a model with $\tau_{NL} = (\frac{6}{5}f_{NL})^2$ at most masses by increasing f_{NL} . On the other hand, g_{NL} and f_{NL} change the shape of the mass function in distinct ways: relative to the f_{NL} models, g_{NL} causes a only slow increase/decrease in the abundance of low mass halos but dramatically changes the abundance of very massive halos. This suggests that at least in principle, the halo mass function can distinguish non-Gaussian initial conditions with skewness and kurtosis (i.e. $g_{NL} = 0$ with nonzero f_{NL} and τ_{NL}) from those with kurtosis only (i.e. $f_{NL} = \tau_{NL} = 0$ with nonzero g_{NL}). This is complementary to constraints from large-scale halo clustering, where f_{NL} and g_{NL} produce roughly degenerate effects [35], but τ_{NL} can be constrained independently of f_{NL} by measuring stochasticity in the bias [80, 81].

5 Discussion

In this paper, we have compared semianalytic predictions for the halo mass function to N -body simulations with “generalized local” non-Gaussianity parameterized by f_{NL} , g_{NL} and τ_{NL} (described

⁹There is a caveat: for $g_{NL} = 5 \times 10^6$, we find that $\kappa_6(M) \gtrsim \kappa_4(M)$, which suggests that the $\mathcal{O}(g_{NL})$ terms in the series expansion (34) are not larger than the $\mathcal{O}(g_{NL}^2)$ terms which have been neglected. Nevertheless, we find empirically that the log-Edgeworth mass function (35) agrees with simulations for these values of g_{NL} . Our perspective is that while this point is somewhat unsettling, it is the simulations rather than the Press-Schechter model that validate the analytic mass function, so the log-Edgeworth mass function does apply for these g_{NL} values. The current constraints on g_{NL} are anyway strict enough to avoid this issue.

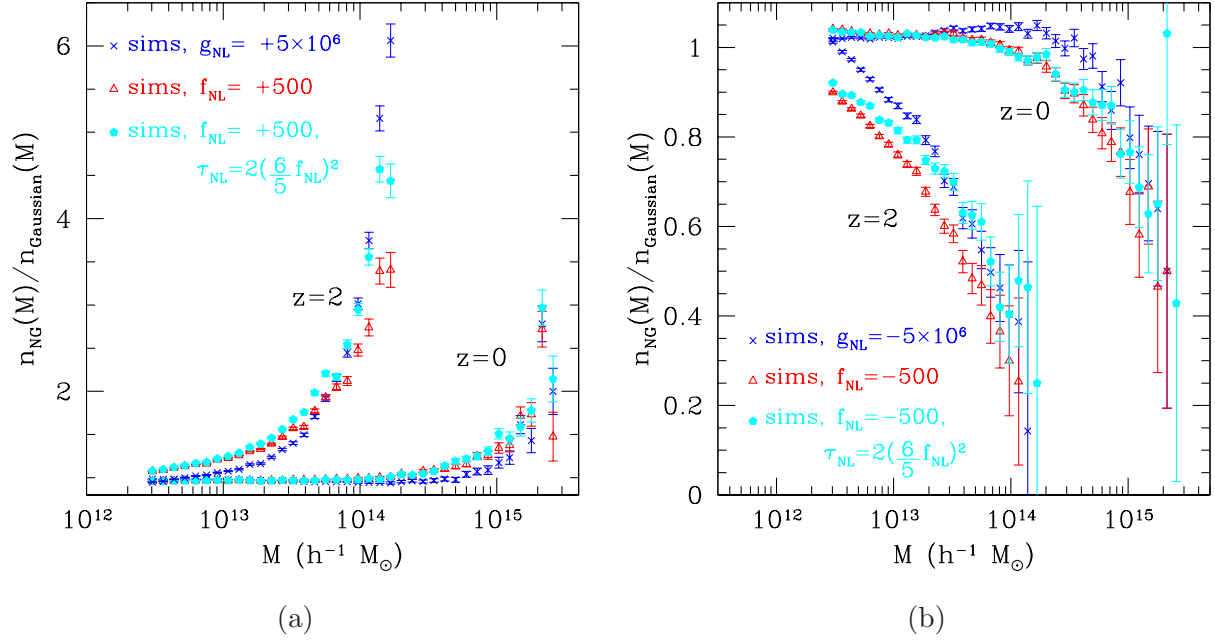


Figure 5: Comparison of the non-Gaussian corrections to the mass function for initial conditions with $f_{NL} = \pm 500$ and $\tau_{NL} = (\frac{6}{5}f_{NL})^2$; $f_{NL} = \pm 500$ and $\tau_{NL} = 2(\frac{6}{5}f_{NL})^2$; and $f_{NL} = \tau_{NL} = 0$, $g_{NL} = \pm 5 \times 10^6$. The τ_{NL} models are rather degenerate; a model with $\tau_{NL} \neq (\frac{6}{5}f_{NL})^2$ can be made to look like a model with $\tau_{NL} = (\frac{6}{5}f_{NL})^2$ by adjusting f_{NL} . On the other hand, g_{NL} and f_{NL} change the shape of n_{NG}/n_G in distinct ways.

in §2).

Our main result is the log-Edgeworth mass function, Eq. (35), which directly relates the non-Gaussian part of the halo mass function to non-Gaussianity in the primordial curvature, by expressing (n_{NG}/n_G) in terms of the non-Gaussian cumulants κ_2 , κ_3 and κ_4 (defined in Eqs. (17) and (20)). The log-Edgeworth mass function contains no free parameters and is based on the Press-Schechter model for the halo mass function, expanded as a power series in cumulants. A strength of this approach, in comparison to a pure fitting function for the non-Gaussian mass function, is that the log-Edgeworth mass function can be applied to models of primordial non-Gaussianity not explicitly considered in this paper, since the cumulants can be computed from first principles in a given model.

We have considered the mass function in more detail for two types of non-Gaussian initial conditions. The first case (§2.1) is a “ Φ^2 -type” local model in which the coefficients of the three-point and four-point functions are independent parameters f_{NL} , τ_{NL} . This is implemented by taking the initial curvature to be a sum of Gaussian and non-Gaussian fields with constant relative amplitude, as discussed recently in [80]. The second case (§2.2) is a “ Φ^3 -type” model with a g_{NL} -term in the initial curvature.

In both of these models, we calculate the cumulants κ_2 , κ_3 , κ_4 using methods developed in Appendix A, and give fitting functions in Eqs. (18)–(21). Thus, for generalized local models with parameters f_{NL} , g_{NL} , τ_{NL} , a completely explicit expression for the non-Gaussian mass function is

obtained by plugging these fitting functions for the κ 's into Eqs. (27)–(32) for the F functions and their derivatives, and then into the log-Edgeworth mass function Eq. (35). While we focus on the abundance of dark matter halos at $z \lesssim 2$, these expressions may also be useful for other probes of non-Gaussianity that are sensitive to the one-point PDF of the density field, e.g. the onset of reionization, the abundance of voids or the Lyman-alpha flux PDF [105, 106, 107].

In the first model, the cumulants are logarithmically divergent at second order in f_{NL} (or first order in τ_{NL}). This divergence is a real property of f_{NL} models: if we set up initial conditions via $\Phi = \Phi_G + f_{NL}(\Phi_G^2 - \langle \Phi_G \rangle^2)$ in a finite box, measurable quantities such as the power spectrum or halo mass function will “run” with the box size and slowly diverge in the infinite-volume limit. Our interpretation is that f_{NL} models are only defined if a box size is also specified, and our calculation of the cumulants includes box size dependence explicitly (which is propagated to box size dependence in the log-Edgeworth mass function).

Keeping track of the box size dependence is potentially a strength of our approach, since the statistics of an f_{NL} model in a Hubble-sized box (the relevant scale for observational constraints) may differ from the smaller box sizes typically used to study f_{NL} models using simulations. Using the log-Edgeworth mass function, we can predict the ratio $n(M)_{R_1}/n(M)_{R_0}$ of mass functions between box sizes $R_1 = 2 \times 10^4 h^{-1}$ Mpc and $R_0 = 1600 h^{-1}$ Mpc. For f_{NL} within the current bounds and $|\tau_{NL}| \lesssim (few)f_{NL}^2$, we predict that $n(M)_{R_1}$ and $n(M)_{R_0}$ differ by $\lesssim 1\%$ for halo masses $\lesssim 3 \times 10^{15} h^{-1} M_\odot$ at $z = 0$. However, even for low values of f_{NL} we predict an important difference if τ_{NL} is allowed to be significantly different from $(\frac{6}{5}f_{NL})^2$. For example, if $f_{NL} = 20$ and $\tau_{NL} \sim 10^4$ we find $n(M)_{R_1}/n(M)_{R_0} \sim 1.1$ by $M \sim 3 \times 10^{14}$ and larger at higher masses. We have not attempted to compare our predictions for the box size dependence with simulations in this paper, leaving this for future work.

For the first model, we find excellent agreement between the log-Edgeworth mass function and N -body simulations for $f_{NL} \in \{\pm 250, \pm 500\}$ and $\tau_{NL} \in \{(\frac{6}{5}f_{NL})^2, 2(\frac{6}{5}f_{NL})^2\}$. For the second model, we find excellent agreement for $g_{NL} \in \{\pm 1 \times 10^6, \pm 5 \times 10^6\}$ (see Figs. 2–4). These parameter ranges are larger than current observational limits and therefore the log-Edgeworth mass function appears to provide an excellent fit over the observationally relevant range.

The log-Edgeworth mass function constructed in this paper is conceptually similar to the Edgeworth mass function from [46]; the main difference is that we expand the quantity $\ln(F(M))$ defined in Eq. (22) as a power series in cumulants, rather than the mass function $n(M)$. The log-Edgeworth and Edgeworth mass functions agree in the limit where many terms in the series expansion are retained (or the limit of small f_{NL}) but differ in practice if the expansions are truncated at a fixed finite order. The main difference is that the Edgeworth mass function has non-physical asymptotic behavior at large M , but in the observationally relevant range the log-Edgeworth mass function continues to behave correctly in this limit. Additionally, even away from the large- M limit, we find that the log-Edgeworth mass function is a slightly better fit to the simulations than the Edgeworth mass function. Recent hints of an overabundance of very massive clusters have renewed interest in understanding the effects of primordial non-Gaussianity on the abundance of rare objects. Accurately predicting the high-mass, high redshift end of the halo mass function is critical to interpreting the significance of systems. The log-Edgeworth mass function appears to describe the halo abundance from simulations in this regime.

It would be interesting to compare the framework developed in this paper with simulations in more general models, particularly “single-field” non-Gaussianity with parameters f_{NL}^{equil} and f_{NL}^{orth} [22]. The smoothed cumulants of the density field don’t retain information about the “shape” of the N -point functions and one may therefore expect this framework to work for more general non-Gaussian initial conditions. (The fitting functions for the κ_N ’s would of course need to be recomputed.) Since the log-Edgeworth mass function correctly predicts the mass function over a wide range of the $\{f_{NL}, g_{NL}, \tau_{NL}\}$ parameter space considered in this paper, one has increased confidence that it may be more applicable to more general non-Gaussian initial conditions. However, we defer a detailed comparison to future work.

Acknowledgements

We thank Vincent Desjacques, Doug Rudd, Sarah Shandera, Ravi Sheth, David Spergel, and Matias Zaldarriaga for helpful discussions. M. L. is supported as a Friends of the Institute for Advanced Study Member and by the NSF through AST-0807444. K. M. S. is supported by a Lyman Spitzer fellowship in the Department of Astrophysical Sciences at Princeton University. Simulations in this paper were performed at the TIGRESS high performance computer center at Princeton University which is jointly supported by the Princeton Institute for Computational Science and Engineering and the Princeton University Office of Information Technology.

References

- [1] A. H. Guth, “The Inflationary Universe: A Possible Solution to the Horizon and Flatness Problems,” *Phys. Rev.*, vol. D23, pp. 347–356, 1981.
- [2] A. H. Guth and S. Y. Pi, “Fluctuations in the New Inflationary Universe,” *Phys. Rev. Lett.*, vol. 49, pp. 1110–1113, 1982.
- [3] S. W. Hawking, “The Development of Irregularities in a Single Bubble Inflationary Universe,” *Phys. Lett.*, vol. B115, p. 295, 1982.
- [4] A. A. Starobinsky, “Dynamics of Phase Transition in the New Inflationary Universe Scenario and Generation of Perturbations,” *Phys. Lett.*, vol. B117, pp. 175–178, 1982.
- [5] J. M. Bardeen, P. J. Steinhardt, and M. S. Turner, “Spontaneous Creation of Almost Scale - Free Density Perturbations in an Inflationary Universe,” *Phys. Rev.*, vol. D28, p. 679, 1983.
- [6] M. Kamionkowski, A. Kosowsky, and A. Stebbins, “A probe of primordial gravity waves and vorticity,” *Phys. Rev. Lett.*, vol. 78, pp. 2058–2061, 1997.
- [7] U. Seljak and M. Zaldarriaga, “Signature of gravity waves in polarization of the microwave background,” *Phys. Rev. Lett.*, vol. 78, pp. 2054–2057, 1997.
- [8] E. Komatsu *et al.*, “Seven-Year Wilkinson Microwave Anisotropy Probe (WMAP) Observations: Cosmological Interpretation,” 2010.

- [9] V. Acquaviva, N. Bartolo, S. Matarrese, and A. Riotto, “Second-order cosmological perturbations from inflation,” *Nucl. Phys.*, vol. B667, pp. 119–148, 2003.
- [10] J. M. Maldacena, “Non-Gaussian features of primordial fluctuations in single field inflationary models,” *JHEP*, vol. 05, p. 013, 2003.
- [11] P. Creminelli and M. Zaldarriaga, “Single field consistency relation for the 3-point function,” *JCAP*, vol. 0410, p. 006, 2004.
- [12] N. Bartolo, E. Komatsu, S. Matarrese, and A. Riotto, “Non-Gaussianity from inflation: Theory and observations,” *Phys.Rept.*, vol. 402, pp. 103–266, 2004.
- [13] C. Cheung, P. Creminelli, A. L. Fitzpatrick, J. Kaplan, and L. Senatore, “The Effective Field Theory of Inflation,” *JHEP*, vol. 03, p. 014, 2008.
- [14] R. Flauger and E. Pajer, “Resonant Non-Gaussianity,” 2010.
- [15] L. Senatore and M. Zaldarriaga, “The Effective Field Theory of Multifield Inflation,” 2010.
- [16] E. Komatsu, D. N. Spergel, and B. D. Wandelt, “Measuring primordial non-Gaussianity in the cosmic microwave background,” *Astrophys. J.*, vol. 634, pp. 14–19, 2005.
- [17] D. Babich, P. Creminelli, and M. Zaldarriaga, “The shape of non-Gaussianities,” *JCAP*, vol. 0408, p. 009, 2004.
- [18] P. Creminelli, A. Nicolis, L. Senatore, M. Tegmark, and M. Zaldarriaga, “Limits on non-Gaussianities from WMAP data,” *JCAP*, vol. 0605, p. 004, 2006.
- [19] A. P. S. Yadav and B. D. Wandelt, “Evidence of Primordial Non-Gaussianity (f_{NL}) in the Wilkinson Microwave Anisotropy Probe 3-Year Data at 2.8σ ,” *Phys. Rev. Lett.*, vol. 100, p. 181301, 2008.
- [20] P. D. Meerburg, J. P. van der Schaar, and P. S. Corasaniti, “Signatures of Initial State Modifications on Bispectrum Statistics,” *JCAP*, vol. 0905, p. 018, 2009.
- [21] K. M. Smith, L. Senatore, and M. Zaldarriaga, “Optimal limits on $f_{\text{NL}}^{\text{local}}$ from WMAP 5-year data,” *JCAP*, vol. 0909, p. 006, 2009.
- [22] L. Senatore, K. M. Smith, and M. Zaldarriaga, “Non-Gaussianities in Single Field Inflation and their Optimal Limits from the WMAP 5-year Data,” *JCAP*, vol. 1001, p. 028, 2010.
- [23] D. S. Salopek and J. R. Bond, “Nonlinear evolution of long wavelength metric fluctuations in inflationary models,” *Phys. Rev.*, vol. D42, pp. 3936–3962, 1990.
- [24] A. Gangui, F. Lucchin, S. Matarrese, and S. Mollerach, “The Three point correlation function of the cosmic microwave background in inflationary models,” *Astrophys. J.*, vol. 430, pp. 447–457, 1994.

- [25] E. Komatsu and D. N. Spergel, “Acoustic signatures in the primary microwave background bispectrum,” *Phys. Rev.*, vol. D63, p. 063002, 2001.
- [26] T. Okamoto and W. Hu, “The Angular Trispectra of CMB Temperature and Polarization,” *Phys. Rev.*, vol. D66, p. 063008, 2002.
- [27] K. Enqvist and T. Takahashi, “Signatures of Non-Gaussianity in the Curvaton Model,” *JCAP*, vol. 0809, p. 012, 2008.
- [28] J. Smidt *et al.*, “A Measurement of Cubic-Order Primordial Non-Gaussianity (g_{NL} and τ_{NL}) With WMAP 5-Year Data,” 2010.
- [29] J. R. Fergusson, D. M. Regan, and E. P. S. Shellard, “Optimal Trispectrum Estimators and WMAP Constraints,” 2010.
- [30] N. Dalal, O. Dore, D. Huterer, and A. Shirokov, “The imprints of primordial non-gaussianities on large- scale structure: scale dependent bias and abundance of virialized objects,” *Phys. Rev.*, vol. D77, p. 123514, 2008.
- [31] S. Matarrese and L. Verde, “The effect of primordial non-Gaussianity on halo bias,” *Astrophys. J.*, vol. 677, p. L77, 2008.
- [32] P. McDonald, “Primordial non-Gaussianity: large-scale structure signature in the perturbative bias model,” *Phys. Rev.*, vol. D78, p. 123519, 2008.
- [33] N. Afshordi and A. J. Tolley, “Primordial non-gaussianity, statistics of collapsed objects, and the Integrated Sachs-Wolfe effect,” *Phys. Rev.*, vol. D78, p. 123507, 2008.
- [34] A. Slosar, C. Hirata, U. Seljak, S. Ho, and N. Padmanabhan, “Constraints on local primordial non-Gaussianity from large scale structure,” *JCAP*, vol. 0808, p. 031, 2008.
- [35] V. Desjacques and U. Seljak, “Signature of primordial non-Gaussianity of ϕ^3 -type in the mass function and bias of dark matter haloes,” *Phys. Rev.*, vol. D81, p. 023006, 2010.
- [36] D. Baumann *et al.*, “CMBPol Mission Concept Study: Probing Inflation with CMB Polarization,” *AIP Conf. Proc.*, vol. 1141, pp. 10–120, 2009.
- [37] F. Lucchin and S. Matarrese, “The Effect of nonGaussian statistics on the mass multiplicity of cosmic structures,” *Astrophys. J.*, vol. 330, pp. 535–544, 1988.
- [38] S. Colafrancesco, F. Lucchin, and S. Matarrese, “The Mass function from local density maxima. Groups and clusters of galaxies,” *Astrophys. J.*, vol. 345, pp. 3–11, 1989.
- [39] W. A. Chiu, J. P. Ostriker, and M. A. Strauss, “Using Cluster Abundances and Peculiar Velocities to Test the Gaussianity of the Cosmological Density Field,” *Astrophys. J.*, vol. 494, pp. 479–490, 1998.

- [40] J. Robinson, E. Gawiser, and J. Silk, “A Simultaneous Constraint on the Amplitude and Gaussianity of Mass Fluctuations in the Universe,” 1998.
- [41] J. Robinson, E. Gawiser, and J. Silk, “Constraining Primordial Non-Gaussianity With the Abundance of High Redshift Clusters,” *Astrophys. J.*, vol. 532, p. 1, 2000.
- [42] K. Koyama, J. Soda, and A. Taruya, “Constraints on a non-gaussian (χ_m^2) CDM model,” *Mon. Not. Roy. Astron. Soc.*, vol. 310, pp. 1111–1118, 1999.
- [43] L. Verde, R. Jimenez, M. Kamionkowski, and S. Matarrese, “Tests for primordial non-Gaussianity,” *Mon. Not. Roy. Astron. Soc.*, vol. 325, p. 412, 2001.
- [44] S. Matarrese, L. Verde, and R. Jimenez, “The abundance of high-redshift objects as a probe of non- Gaussian initial conditions,” *Astrophys. J.*, vol. 541, p. 10, 2000.
- [45] E. Sefusatti, C. Vale, K. Kadota, and J. Frieman, “Primordial non-Gaussianity and Dark Energy constraints from Cluster Surveys,” *Astrophys. J.*, vol. 658, pp. 669–679, 2007.
- [46] M. LoVerde, A. Miller, S. Shandera, and L. Verde, “Effects of Scale-Dependent Non-Gaussianity on Cosmological Structures,” *JCAP*, vol. 0804, p. 014, 2008.
- [47] M. Oguri, “Self-Calibrated Cluster Counts as a Probe of Primordial Non-Gaussianity,” *Phys. Rev. Lett.*, vol. 102, p. 211301, 2009.
- [48] M. Roncarelli *et al.*, “Imprints of primordial non-Gaussianities in X-ray and SZ signals from galaxy clusters,” *Mon. Not. Roy. Astron. Soc.*, vol. 402, pp. 923–933, 2010.
- [49] B. Sartoris *et al.*, “The potential of X-ray cluster surveys to constrain primordial non-Gaussianity,” 2010.
- [50] C. Cunha, D. Huterer, and O. Dore, “Primordial non-Gaussianity from the covariance of galaxy cluster counts,” *Phys. Rev.*, vol. D82, p. 023004, 2010.
- [51] C. Fedeli, C. Carbone, L. Moscardini, and A. Cimatti, “The clustering of galaxies and galaxy clusters: constraints on primordial non-Gaussianity from future wide- field surveys,” 2010.
- [52] J. Berge, A. Amara, and A. Refregier, “Optimal capture of non-Gaussianity in weak lensing surveys: power spectrum, bispectrum and halo counts,” *Astrophys. J.*, vol. 712, pp. 992–1002, 2010.
- [53] F. Pace *et al.*, “A numerical study of the effects of primordial non- Gaussianities on weak lensing statistics,” 2010.
- [54] M. Maturi, C. Fedeli, and L. Moscardini, “Imprints of primordial non-Gaussianity on the number counts of cosmic shear peaks,” 2011. * Temporary entry *.
- [55] L. Marian, S. Hilbert, R. E. Smith, P. Schneider, and V. Desjacques, “Measuring primordial non-Gaussianity through weak lensing peak counts,” 2010.

- [56] R. Jimenez and L. Verde, “Implications for Primordial Non-Gaussianity (f_{NL}) from weak lensing masses of high- z galaxy clusters,” *Phys. Rev.*, vol. D80, p. 127302, 2009.
- [57] D. E. Holz and S. Perlmutter, “The most massive objects in the Universe,” 2010.
- [58] B. Hoyle, R. Jimenez, and L. Verde, “Too big, too early? Multiple High-Redshift Galaxy Clusters: implications,” 2010.
- [59] K. Enqvist, S. Hotchkiss, and O. Taanila, “Estimating f_{NL} and g_{NL} from Massive High-Redshift Galaxy Clusters,” 2010.
- [60] L. Cayon, C. Gordon, and J. Silk, “Probability of the most massive cluster under non-Gaussian initial conditions,” 2010.
- [61] M. J. Mortonson, W. Hu, and D. Huterer, “Simultaneous Falsification of LCDM and Quintessence with Massive, Distant Clusters,” 2010.
- [62] R. Williamson *et al.*, “An SZ-selected sample of the most massive galaxy clusters in the 2500-square-degree South Pole Telescope survey,” 2011.
- [63] J. Hao *et al.*, “A GMBCG Galaxy Cluster Catalog of 55,437 Rich Clusters from SDSS DR7,” *Astrophys. J. Suppl.*, vol. 191, pp. 254–274, 2010.
- [64] A. Vikhlinin *et al.*, “Chandra Cluster Cosmology Project III: Cosmological Parameter Constraints,” *Astrophys. J.*, vol. 692, pp. 1060–1074, 2009.
- [65] T. A. Marriage *et al.*, “The Atacama Cosmology Telescope: Sunyaev Zel’dovich Selected Galaxy Clusters at 148 GHz in the 2008 Survey,” 2010.
- [66] K. Vanderlinde *et al.*, “Galaxy Clusters Selected with the Sunyaev-Zel’dovich Effect from 2008 South Pole Telescope Observations,” *Astrophys. J.*, vol. 722, pp. 1180–1196, 2010.
- [67] Planck collaboration, “Planck Early Results: The all-sky Early Sunyaev-Zeldovich cluster sample,” 2011.
- [68] X. Kang, P. Norberg, and J. Silk, “Can large-scale structure probe CMB-constrained non-Gaussianity?,” *Mon. Not. Roy. Astron. Soc.*, vol. 376, pp. 343–347, 2007.
- [69] M. Grossi, K. Dolag, E. Branchini, S. Matarrese, and L. Moscardini, “Evolution of Massive Haloes in non-Gaussian Scenarios,” *Mon. Not. Roy. Astron. Soc.*, vol. 382, p. 1261, 2007.
- [70] A. Pillepich, C. Porciani, and O. Hahn, “Universal halo mass function and scale-dependent bias from N-body simulations with non-Gaussian initial conditions,” 2008.
- [71] M. Grossi *et al.*, “Large-scale non-Gaussian mass function and halo bias: tests on N-body simulations,” *Mon. Not. Roy. Astron. Soc.*, vol. 398, pp. 321–332, 2009.
- [72] C. Wagner, L. Verde, and L. Boubekur, “N-body simulations with generic non-Gaussian initial conditions I: Power Spectrum and halo mass function,” *JCAP*, vol. 1010, p. 022, 2010.

- [73] J. Dunkley *et al.*, “Five-Year Wilkinson Microwave Anisotropy Probe (WMAP) Observations: Likelihoods and Parameters from the WMAP data,” *Astrophys. J. Suppl.*, vol. 180, pp. 306–329, 2009.
- [74] A. D. Linde and V. F. Mukhanov, “Nongaussian isocurvature perturbations from inflation,” *Phys. Rev.*, vol. D56, pp. 535–539, 1997.
- [75] D. H. Lyth and D. Wands, “Generating the curvature perturbation without an inflaton,” *Phys. Lett.*, vol. B524, pp. 5–14, 2002.
- [76] D. H. Lyth, C. Ungarelli, and D. Wands, “The primordial density perturbation in the curvaton scenario,” *Phys. Rev.*, vol. D67, p. 023503, 2003.
- [77] M. Sasaki, J. Valiviita, and D. Wands, “Non-gaussianity of the primordial perturbation in the curvaton model,” *Phys. Rev.*, vol. D74, p. 103003, 2006.
- [78] Q.-G. Huang, “Curvaton with Polynomial Potential,” *JCAP*, vol. 0811, p. 005, 2008.
- [79] K. Ichikawa, T. Suyama, T. Takahashi, and M. Yamaguchi, “Non-Gaussianity, Spectral Index and Tensor Modes in Mixed Inflaton and Curvaton Models,” *Phys. Rev.*, vol. D78, p. 023513, 2008.
- [80] D. Tseliaxhovich, C. Hirata, and A. Slosar, “Non-Gaussianity and large-scale structure in a two-field inflationary model,” 2010.
- [81] K. M. Smith and M. LoVerde, “Local stochastic non-Gaussianity and N-body simulations,” 2010.
- [82] S. Shandera, N. Dalal, and D. Huterer, “A generalized local ansatz and its effect on halo bias,” 2010.
- [83] K. Enqvist and S. Nurmi, “Non-gaussianity in curvaton models with nearly quadratic potential,” *JCAP*, vol. 0510, p. 013, 2005.
- [84] Q.-G. Huang and Y. Wang, “Curvaton Dynamics and the Non-Linearity Parameters in Curvaton Model,” *JCAP*, vol. 0809, p. 025, 2008.
- [85] W. H. Press and P. Schechter, “Formation of galaxies and clusters of galaxies by selfsimilar gravitational condensation,” *Astrophys. J.*, vol. 187, pp. 425–438, 1974.
- [86] J. Robinson and J. E. Baker, “Evolution of the cluster abundance in non-Gaussian models,” 1999.
- [87] S. Chongchitnan and J. Silk, “A Study of High-Order Non-Gaussianity with Applications to Massive Clusters and Large Voids,” *Astrophys. J.*, vol. 724, pp. 285–295, 2010.
- [88] T. Y. Lam and R. K. Sheth, “Halo abundances in the f_{nl} model,” 2009.

- [89] M. Maggiore and A. Riotto, “The halo mass function from the excursion set method. III. First principle derivation for non-Gaussian theories,” 2009.
- [90] A. De Simone, M. Maggiore, and A. Riotto, “Excursion Set Theory for generic moving barriers and non- Gaussian initial conditions,” 2010.
- [91] G. D’Amico, M. Musso, J. Norena, and A. Paranjape, “An Improved Calculation of the Non-Gaussian Halo Mass Function,” 2010.
- [92] M. Maggiore and A. Riotto, “The Halo Mass Function from Excursion Set Theory with a Non-Gaussian Trispectrum,” *Mon. Not. Roy. Astron. Soc. Lett.*, vol. 405, pp. 1244–1252, 2010.
- [93] R. K. Sheth and G. Tormen, “An Excursion set model of hierarchical clustering : Ellipsoidal collapse and the moving barrier,” *Mon. Not. Roy. Astron. Soc.*, vol. 329, p. 61, 2002.
- [94] M. S. Warren, K. Abazajian, D. E. Holz, and L. Teodoro, “Precision Determination of the Mass Function of Dark Matter Halos,” *Astrophys. J.*, vol. 646, pp. 881–885, 2006.
- [95] A. Jenkins *et al.*, “Mass function of dark matter halos,” *Mon. Not. Roy. Astron. Soc.*, vol. 321, p. 372, 2001.
- [96] J. L. Tinker *et al.*, “Toward a halo mass function for precision cosmology: the limits of universality,” *Astrophys. J.*, vol. 688, pp. 709–728, 2008.
- [97] V. Springel, “The cosmological simulation code GADGET-2,” *Mon. Not. Roy. Astron. Soc.*, vol. 364, pp. 1105–1134, 2005.
- [98] A. Lewis, A. Challinor, and A. Lasenby, “Efficient Computation of CMB anisotropies in closed FRW models,” *Astrophys. J.*, vol. 538, pp. 473–476, 2000.
- [99] Y. B. Zeldovich, “Gravitational instability: An Approximate theory for large density perturbations,” *Astron. Astrophys.*, vol. 5, pp. 84–89, 1970.
- [100] M. Crocce, S. Pueblas, and R. Scoccimarro, “Transients from Initial Conditions in Cosmological Simulations,” *Mon. Not. Roy. Astron. Soc.*, vol. 373, pp. 369–381, 2006.
- [101] C. S. Frenk, S. D. M. White, M. Davis, and G. Efstathiou, “The formation of dark halos in a universe dominated by cold dark matter,” *Astrophys. J.*, vol. 327, pp. 507–525, 1988.
- [102] M. J. White, 1, “The mass function,” *Astrophys. J. Suppl.*, vol. 143, p. 241, 2002.
- [103] Z. Lukic, K. Heitmann, S. Habib, S. Bashinsky, and P. M. Ricker, “The Halo Mass Function: High Redshift Evolution and Universality,” *Astrophys. J.*, vol. 671, pp. 1160–1181, 2007.
- [104] R. Stanek, D. Rudd, and A. Evrard, “The Effect of Gas Physics on the Halo Mass Function,” 2008. * Brief entry *.

- [105] D. Crociani, L. Moscardini, M. Viel, and S. Matarrese, “The effects of primordial non-Gaussianity on the cosmological reionization,” *Mon. Not. Roy. Astron. Soc.*, vol. 394, pp. 133–141, 2009.
- [106] M. Viel *et al.*, “Primordial non-Gaussianities in the Intergalactic Medium,” *Mon. Not. Roy. Astron. Soc.*, vol. 393, pp. 774–782, 2009.
- [107] M. Kamionkowski, L. Verde, and R. Jimenez, “The Void Abundance with Non-Gaussian Primordial Perturbations,” *JCAP*, vol. 0901, p. 010, 2009.
- [108] L. Boubekur and D. H. Lyth, “Detecting a small perturbation through its non-Gaussianity,” *Phys. Rev.*, vol. D73, p. 021301, 2006.

A Calculating cumulants

In §3.1, we quoted fitting functions for the following cumulants: the $\mathcal{O}(f_{NL})$ contribution to κ_3 , the $\mathcal{O}(g_{NL})$ contribution to κ_4 , and the $\mathcal{O}(\tau_{NL})$ contributions to κ_2 and κ_4 . In this appendix, we describe our procedure for obtaining these results, via a combination of analytic and Monte Carlo methods.

A.1 Convergent cumulants: $\kappa_3(M)_{f_{NL}}$ and $\kappa_4(M)_{g_{NL}}$

We first calculate $\kappa_3(M)_{f_{NL}}$ and $\kappa_4(M)_{g_{NL}}$. These are the cumulants which do not diverge in the infinite-volume limit. In these cases, we can compute the cumulant efficiently by numerical integration, as we now explain.¹⁰

The smoothed linear overdensity field δ_M and the curvature Φ are related by

$$\delta_M(\mathbf{x}) = \int \frac{d^3\mathbf{k}}{(2\pi)^3} \alpha_M(k) \Phi(\mathbf{k}) e^{i\mathbf{k}\cdot\mathbf{x}} \quad (37)$$

where we have introduced the notation $\alpha_M(k) = W(kR(M))\alpha(k)$. (We have ignored redshift dependence, since it will eventually drop out when we compute reduced cumulants of the form $\kappa_N(M) = \langle \delta_M^N \rangle_{\text{conn.}} / \langle \delta_M^2 \rangle^{N/2}$.)

The expectation value $\langle \delta_M(\mathbf{x})^3 \rangle_{f_{NL}}$ can be written:

$$\langle \delta_M(\mathbf{x})^3 \rangle_{f_{NL}} = 6f_{NL} \int \frac{d^3\mathbf{k}_1}{(2\pi)^3} \frac{d^3\mathbf{k}_2}{(2\pi)^3} \frac{d^3\mathbf{k}_3}{(2\pi)^3} \alpha_M(k_1) \alpha_M(k_2) \alpha_M(k_3) P_\Phi(k_1) P_\Phi(k_2) (2\pi)^3 \delta_D(\mathbf{k}_1 + \mathbf{k}_2 + \mathbf{k}_3). \quad (38)$$

The 6D integral can be rewritten in a more tractable form as follows. We write the delta function

¹⁰Note that we use a notation in which contributions of different orders are distinguished by subscripts, e.g. the first line of Eq. (19) is denoted $\kappa_4(M)_{g_{NL}}$ and the second line is denoted $\kappa_4(M)_{\tau_{NL}}$.

as an integral $(2\pi)^3 \delta_D(\sum \mathbf{k}_i) = \int d^3\mathbf{r} e^{-i\sum \mathbf{k}_i \cdot \mathbf{r}}$ and introduce the notation:

$$\begin{aligned}\tilde{\alpha}_M(r) &= \int \frac{d^3\mathbf{k}}{(2\pi)^3} \alpha_M(k) e^{i\mathbf{k} \cdot \mathbf{r}} \\ &= \int_0^\infty \frac{dk}{2\pi^2} k^2 \alpha_M(k) j_0(kr)\end{aligned}\tag{39}$$

$$\begin{aligned}\beta_M(r) &= \int \frac{d^3\mathbf{k}}{(2\pi)^3} \alpha_M(k) P_\Phi(k) e^{i\mathbf{k} \cdot \mathbf{r}} \\ &= \int_0^\infty \frac{dk}{2\pi^2} k^2 \alpha_M(k) P_\Phi(k) j_0(kr)\end{aligned}\tag{40}$$

where $j_0(kr) = \sin(kr)/(kr)$ and we have used spherical symmetry to write each Fourier transform as a 1D integral. Then

$$\langle \delta_M(\mathbf{x})^3 \rangle_{f_{NL}} = 6f_{NL} \int_0^\infty dr 4\pi r^2 \tilde{\alpha}_M(r) \beta_M(r)^2\tag{41}$$

and $\sigma(M)^2 = \int dr 4\pi r^2 \alpha_M(r) \beta_M(r)$, so that the reduced cumulant is given by:

$$\kappa_3(M)_{f_{NL}} = 6f_{NL} \frac{\int_0^\infty dr 4\pi r^2 \tilde{\alpha}_M(r) \beta_M(r)^2}{\left(\int_0^\infty 4\pi r^2 \tilde{\alpha}_M(r) \beta_M(r)\right)^{3/2}}\tag{42}$$

and in this form, the cumulant can be computed efficiently, as a sequence of 1D integrals. We note that this procedure can be extended to find an expression for the f_{NL}^{N-2} contribution to κ_N in terms of a sequence of 1D integrals.

A similar calculation can be done for the cumulant $\kappa_4(M)_{g_{NL}}$:

$$\begin{aligned}\kappa_4(M)_{g_{NL}} &= \frac{24g_{NL}}{\sigma(M)^4} \int \frac{d^3\mathbf{k}_1}{(2\pi)^3} \frac{d^3\mathbf{k}_2}{(2\pi)^3} \frac{d^3\mathbf{k}_3}{(2\pi)^3} \frac{d^3\mathbf{k}_4}{(2\pi)^3} \alpha_M(k_1) \alpha_M(k_2) \alpha_M(k_3) \alpha_M(k_4) \\ &\quad \times P_\Phi(k_1) P_\Phi(k_2) P_\Phi(k_3) (2\pi)^3 \delta_D(\mathbf{k}_1 + \mathbf{k}_2 + \mathbf{k}_3 + \mathbf{k}_4) \\ &= 24g_{NL} \frac{\int_0^\infty dr 4\pi r^2 \tilde{\alpha}_M(r) \beta_M(r)^3}{\left(\int_0^\infty 4\pi r^2 \tilde{\alpha}_M(r) \beta_M(r)\right)^2}.\end{aligned}\tag{43}$$

A.2 Infrared-divergent cumulants: $\kappa_2(M)_{\tau_{NL}}$ and $\kappa_4(M)_{\tau_{NL}}$

The cumulants $\kappa_2(M)_{\tau_{NL}}$ and $\kappa_4(M)_{\tau_{NL}}$ are formally divergent in the limit where the simulation volume L^3 goes to infinity, or equivalently as integrals over wavenumbers \mathbf{k}_i are computed with lower cutoffs $k_{\min} \rightarrow 0$. This divergence can be understood physically as follows (for more discussion see [108]). As $k_{\min} \rightarrow 0$, new long-wavelength modes of Φ_G “appear”, which can couple to modes at a fixed physical scale k (via the Φ_G^2 term in Eq. (2)) and generate divergent contributions to $\Phi(\mathbf{k})$. For example, the power spectrum $P_\Phi(k)$ contains a log-divergent term proportional to f_{NL}^2 . This divergence can be regulated by fixing a box with finite volume L^3 and requiring that $\langle \Phi_G \rangle = 0$, where the mean $\langle \cdot \rangle$ is defined by integrating over the box. For a fixed L , all cumulants will be finite, but some contributions diverge as $\ln(L)$ as $L \rightarrow \infty$.

Our perspective is that f_{NL} models are only defined if a box size L is also specified. When comparing with N -body simulations, we will choose L to be the size of the simulation box. This

choice is consistent with the way the N -body initial conditions are generated: we do not simulate power in the DC mode of the simulation box, and this corresponds to regulating the divergence using a volume L^3 . When comparing to observations, we suggest choosing L to be large enough to enclose the Hubble volume.

The correction to the variance $\kappa_2(M)_{\tau_{NL}}$ is given by

$$\kappa_2(M)_{\tau_{NL}} = 2 \frac{\tau_{NL}}{(6/5)^2} \frac{1}{\sigma(M)^2} \int \frac{d^3 \mathbf{k}_1}{(2\pi)^3} \frac{d^3 \mathbf{k}_2}{(2\pi)^3} \alpha_M(|\mathbf{k}_1 + \mathbf{k}_2|)^2 P_\Phi(k_1) P_\Phi(k_2) \quad (44)$$

and this integral diverges in the limits $k_1 \rightarrow 0$ and $k_2 \rightarrow 0$. In a finite box of volume L^3 , it can be regulated by replacing $\int \frac{d^3 \mathbf{k}}{(2\pi)^3} \rightarrow \frac{1}{L^3} \sum_{\mathbf{k} \neq 0}$, where the sum ranges over discrete Fourier modes (i.e. modes of the form $(k_x, k_y, k_z) = (2\pi n_x/L, 2\pi n_y/L, 2\pi n_z/L)$ where the n_i are integers).

Next we consider the τ_{NL} contribution to the kurtosis,

$$\begin{aligned} \kappa_4(M)_{\tau_{NL}} &= 48 \frac{\tau_{NL}}{(6/5)^2} \frac{1}{\sigma(M)^4} \int \frac{d^3 \mathbf{k}_1}{(2\pi)^3} \frac{d^3 \mathbf{k}_2}{(2\pi)^3} \frac{d^3 \mathbf{k}_3}{(2\pi)^3} \frac{d^3 \mathbf{k}_4}{(2\pi)^3} \alpha_M(k_1) \alpha_M(k_2) \alpha_M(k_3) \alpha_M(k_4) \\ &\quad \times P_\Phi(|\mathbf{k}_1 + \mathbf{k}_2|) P_\Phi(k_1) P_\Phi(k_3) (2\pi)^3 \delta_D(\mathbf{k}_1 + \mathbf{k}_2 + \mathbf{k}_3 + \mathbf{k}_4), \end{aligned} \quad (45)$$

this integral contains a divergence as the internal momentum $\mathbf{q} = (\mathbf{k}_1 + \mathbf{k}_2)$ approaches zero. To see this explicitly, we change variables:

$$\langle \delta_M(\mathbf{x})^4 \rangle_{\tau_{NL}} = 48 \frac{\tau_{NL}}{(6/5)^2} \frac{1}{\sigma(M)^4} \int \frac{d^3 \mathbf{q}}{(2\pi)^3} P_\Phi(q) \left[\int \frac{d^3 \mathbf{k}}{(2\pi)^3} \alpha_M(k) \alpha_M(|\mathbf{q} - \mathbf{k}|) P_\Phi(k) \right]^2 \quad (46)$$

in the $q \rightarrow 0$ limit, the expression in brackets approaches $\sigma(M)^2 = \int \frac{d^3 \mathbf{k}}{(2\pi)^3} \alpha_M(k)^2 P_\Phi(k)$, a nonzero (and finite!) value. The divergence can be regulated by replacing $\int \frac{d^3 \mathbf{q}}{(2\pi)^3} \rightarrow L^3 \sum_{\mathbf{q} \neq 0}$.

It is useful to calculate the infrared divergent part of these cumulants, i.e. the leading behavior in the infinite-volume limit. In both cases, this will follow from analyzing the infrared divergent part of the integral $\int \frac{d^3 \mathbf{k}}{(2\pi)^3} P_\Phi(k)$, after regulating by replacing the integral by a discrete sum over Fourier modes in a finite volume L^3 . For a scale-invariant power spectrum of the form $P_\Phi(k) = 2\pi^2 \Delta_\Phi^2 / k^3$, it is easy to see that

$$\int \frac{d^3 \mathbf{k}}{(2\pi)^3} P_\Phi(k) = \Delta_\Phi^2 \ln(L) + (\text{finite}). \quad (47)$$

Comparing with Eqs. (44) and (46), we get the IR-divergent terms:

$$\kappa_2(M)_{\tau_{NL}} = 4 \frac{\tau_{NL}}{(6/5)^2} \Delta_\Phi^2 \ln(L) + (\text{finite}) \quad (48)$$

$$\kappa_4(M)_{\tau_{NL}} = 48 \frac{\tau_{NL}}{(6/5)^2} \Delta_\Phi^2 \ln(L) + (\text{finite}). \quad (49)$$

Note that the IR-divergent part is independent of M in both cases.

The preceding expressions assume scale invariance for simplicity but if $n_s < 1$, we find empirically that an excellent fitting function for the IR-divergent behavior is given by:

$$\int \frac{d^3 \mathbf{k}}{(2\pi)^3} P_\Phi(k) = \left(\frac{k^3 P(k)}{2\pi^2} \right)_{k=4.67/L} \frac{(L/L_0)^{n_s-1} - 1}{n_s - 1} + (\text{finite}) \quad (50)$$

which agrees with Eq. (47) in the limit $n_s \rightarrow 1$.

A.3 Monte Carlo simulations

We now describe a method for efficiently estimating cumulants for a fixed box size, via Monte Carlo simulations of the density field.

In each Monte Carlo realization, we simulate a Gaussian initial curvature Φ_G and define fields δ_M , δ_M^* , δ_M^{**} by

$$\begin{aligned}\delta_M(\mathbf{k}) &= \alpha_M(k) \int d^3\mathbf{x} e^{-i\mathbf{k}\cdot\mathbf{x}} \Phi_G(\mathbf{x}) \\ \delta_M^*(\mathbf{k}) &= \alpha_M(k) \int d^3\mathbf{x} e^{-i\mathbf{k}\cdot\mathbf{x}} \Phi_G(\mathbf{x})^2 \\ \delta_M^{**}(\mathbf{k}) &= \alpha_M(k) \int d^3\mathbf{x} e^{-i\mathbf{k}\cdot\mathbf{x}} (\Phi_G(\mathbf{x})^3 - 3\langle\Phi_G^2\rangle\Phi_G(\mathbf{x})).\end{aligned}\tag{51}$$

The field δ_M represents the linear density field smoothed on mass scale M , and the fields δ_M^* , δ_M^{**} represent non-Gaussian contributions of f_{NL} -type or g_{NL} -type respectively.

We then estimate cumulants by

$$\begin{aligned}\kappa_3(M)_{f_{NL}} &= 3f_{NL} \frac{\langle\delta_M(\mathbf{x})^2\delta_M^*(\mathbf{x})\rangle}{\langle\delta_M(\mathbf{x})^2\rangle^{3/2}} \\ \kappa_4(M)_{g_{NL}} &= 4g_{NL} \frac{\langle\delta_M(\mathbf{x})^3\delta_M^{**}(\mathbf{x})\rangle}{\langle\delta_M(\mathbf{x})^2\rangle^2} \\ \kappa_2(M)_{\tau_{NL}} &= \frac{\tau_{NL}}{(6/5)^2} \frac{\langle\delta_M^*(\mathbf{x})^2\rangle}{\langle\delta_M(\mathbf{x})^2\rangle} \\ \kappa_4(M)_{\tau_{NL}} &= 6 \frac{\tau_{NL}}{(6/5)^2} \frac{\langle\delta_M(\mathbf{x})^2\delta_M^*(\mathbf{x})^2\rangle}{\langle\delta_M(\mathbf{x})^2\rangle^2}\end{aligned}\tag{52}$$

where $\langle\cdot\rangle$ denotes an average over MC realizations and also over position \mathbf{x} within each realization.

This Monte Carlo scheme isolates contributions of a given order (e.g. the order- f_{NL} contribution to $\kappa_3(M)$ is estimated without any contribution from the order- f_{NL}^3 term) and results in good computational efficiency. For example, one can get reasonable-looking results after a single Monte Carlo simulation.

A.4 Fitting functions

The convergent cumulants $\kappa_3(M)_{f_{NL}}$ and $\kappa_4(M)_{g_{NL}}$ can be calculated either by numerical integration (§A.1) or by Monte Carlo simulations of the density field (§A.3). We checked that the two agree, and find that the fitting functions given previously in Eq. (18) and the first line of Eq. (19) are excellent approximations (see Fig. 1).

The divergent cumulants $\kappa_2(M)_{\tau_{NL}}$ and $\kappa_4(M)_{\tau_{NL}}$ are more subtle since dependence on the box size L must be included in the fitting functions. In these cases, the IR-divergent pieces can be calculated in closed form (§A.2), but calculating the precise values of the cumulants at a finite value of L is awkward since the integrals must be regulated by summing over a discrete set of Fourier modes. We obtain fitting functions using a hybrid approach: we use the Monte Carlo scheme from §A.3 with fixed box size $L_0 = 1600 h^{-1}$ Mpc, and find an empirical fitting function for the M

dependence. We then add a term proportional to $\ln(L/L_0)$ with prefactor chosen to match the IR-divergent term calculated in Eq. (49). The fitting functions for $\kappa_2(M)_{\tau_{NL}}$ and $\kappa_4(M)_{\tau_{NL}}$ given previously in Eq. (21) and the second line of Eq. (19) were obtained by this procedure. As a check, we find that these fitting functions are excellent approximations for box sizes $L_0/4 \leq L \leq L_0$. Since they have been constructed in a way which guarantees correct asymptotic behavior as $L \rightarrow \infty$, we anticipate that they can be safely extrapolated to $L \gg L_0$, where doing simulations would be computationally prohibitive. This property is important since L should be chosen to be Hubble-sized when comparing with observations, as discussed in §3.1.