

# How likely is speciation in neutral ecology ?

Philippe Desjardins-Proulx<sup>1,2,\*</sup> and Dominique Gravel<sup>1</sup>

<sup>1</sup>*Canada Research Chair on Terrestrial Ecosystems, Université du Québec, Canada.*

<sup>2</sup>*College of Engineering, University of Illinois at Chicago, USA.*

Patterns of biodiversity predicted by the neutral theory rely on a simple phenomenological model of speciation. To further investigate the effect of speciation on neutral biodiversity, we analyze a spatially-explicit neutral model based on population genetics. We define the metacommunity as a system of populations exchanging migrants and we use this framework to introduce speciation with little or no gene flow (allopatric and parapatric speciation). We find that with realistic mutation rates, metacommunities driven by neutral processes cannot support more than a few species. Adding natural selection in the population genetics of speciation does however increase the number of species in the metacommunities. These results are warning us about the robustness of the neutral theory to realistic speciation processes.

Keywords: Neutral theory, speciation, metacommunity, spatial ecology, allopatry, parapatry, graph theory.

## I. INTRODUCTION

How patterns of biodiversity arise through ecological and evolutionary processes is a central question in modern ecology [23, 30]. According to Hubbell's neutral theory of biodiversity (NTB), patterns of biodiversity such as species-abundance distributions can be explained by the balance between speciation, dispersal and random extinction [29]. The neutral theory provides a good fit to species distribution curves [29] and has been extended in several ways [13, 28, 46, 52]. The neutral theory has been shown to be flexible enough to fit nearly any distribution [9], but it is often regarded as a valid starting point and an interesting null hypothesis for community ecology [2].

While a lot has been said about the assumption of ecological equivalence [1, 43], much less attention has been given to the speciation mode [19], which is sometime seen as the theory's weakest point [31]. In recent years, some studies improved the speciation model within neutral ecology [19, 28, 46]. However, nothing has been done to relate the theory to population genetics and known models of speciation, despite the fact that, as Etienne et al. noted [19], such a mechanistic model could eventually force us to reject neutrality. The neutral theory with point speciation has also been criticized for predicting too many rare species, too many young species [44], and for assuming a direct relationship between abundance and speciation [19].

In this article, we introduce a neutral theory of biodiversity with a speciation model derived from population genetics. We emphasize the role of allopatric and parapatric speciation. Speciation modes are most often distinguished according to the level of gene flow between the diverging populations. Allopatric speciation occurs when the new species originates from a geographically isolated population. By contrast, sympatric speciation is often defined as speciation without geographical isolation, in

short, when the diverging populations share the same location. Lastly, parapatric speciation covers the middle ground between these two extremes [24].

In the original neutral theory's formulation, Hubbell presented two models of speciation, point-speciation and random-fission speciation [29]. Both are phenomenological individual based models. In the case of point-speciation, a newly recruited individual is selected at random and undergoes speciation. In the case of random-fission, the whole species is divided in two at random. The random-fission model is more realistic and does improve some predictions related to speciation and the number of rare species, but the resulting species abundance curves do not fit data as well as the point-speciation model [20]. In both cases, the probability of speciation of a given species is directly proportional to abundance and independent of dispersal. Hubbell associates the point-speciation model with sympatric speciation, and the random fission model with allopatric speciation [29]. Some rare forms of sympatric speciation are indeed similar to the point speciation model, namely polyploid speciation, but most sympatric speciation events involve a population being divided in two by non-geographical factors [10]. Also, as neither models take gene flow into consideration, neither can distinguish sympatric and allopatric speciation events.

While theoretical models have shown sympatric speciation to be possible, empirical studies have uncovered only a very few solid cases [7] and much of the theory is controversial [4, 25, 49]. Despite the growing acceptance of sympatric speciation as a plausible cause of speciation, most speciation events are still thought to occur with limited gene flow [7, 10, 22, 26]. Allopatric and parapatric speciation events are more common, but modelling them require some details about the spatial structure of the metacommunity. We chose to base our model on the most common forms of speciation despite the increased complexity of a spatially-explicit framework. We find that with realistic parameters, metacommunities cannot support more than a few species when the genetics of speciation is assumed to be neutral. We also considered

---

\*E-mail: [philippe\\_dp@huginn.info](mailto:philippe_dp@huginn.info)

a simple alternative pseudo-selection model by adding natural selection at the genetic level, but keeping the ecological equivalence assumption at the individual level. This approach shows that the rates of speciation typical of the NTB cannot be obtained without selection pushing mutations to fixation.

## II. MODEL

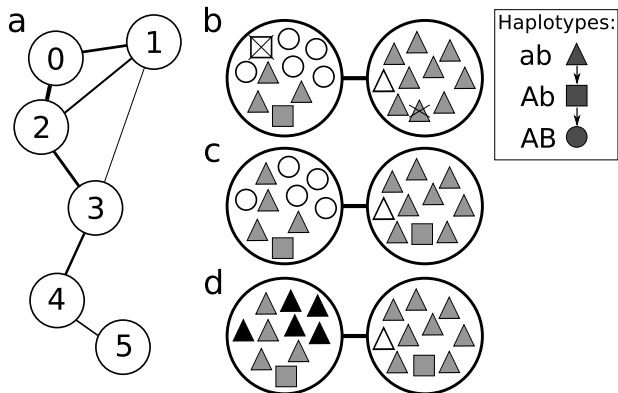


FIG. 1: (a) The metacommunity is modelled as a graph of (local) communities. Each community is connected by dispersal to one or more communities. (b) Illustration of the speciation process for a metacommunity with two communities connected by dispersal and 10 individuals per community ( $n = 2$ ,  $J = 10$ ). The metacommunity has two species (white and gray). Individuals are represented by different shapes to identify their haplotypes: triangles for *ab*, squares for *Ab* and circles for *AB*. (c) The two individuals selected to die in (b) are replaced, both by local replacements. In the community on the left, the empty spot is filled by a gray individual with *ab*. In the other community, the empty spot is filled by a gray individual who mutates from *ab* to *Ab*. (d) Because all white individuals carry *AB* in the left community, they speciate and are now identified by black triangles (*ab*).

We model speciation with the Bateson-Dobzhansky-Muller model (BDM) in which reproductive isolation is the consequence of the accumulation of incompatible alleles [5, 14, 38, 41, 42]. While the BDM model is simple, we have many empirical and theoretical reasons to think that speciation events often follow a similar scheme [10, 24]. We use a two-loci and two-alleles version of the model where sexual reproduction is ignored [25, p. 131]. Each population starts with the *ab* haplotype fixed. The allele at the first locus, *a*, mutates to *A*, and the allele at the second locus, *b*, mutates to *B*. Both mutates at the same rate  $\mu$ . We follow Gavrillets and ignore back mutations [25]. Back mutations have been shown to slow down speciation in this model, but not dramatically [25, p. 131]. Alleles *a* and *B* are incompatible, so the path from *ab* to *AB* can be seen as a process with three states:

$$ab \longrightarrow Ab \longrightarrow AB \quad (1)$$

Speciation occurs when all individuals in the population carry the *AB* haplotype. Migration brings new individuals, always with the *ab* haplotype, at rate  $m$ . To integrate Gavrillets' BDM model in a metacommunity, we'll connect local communities composed of populations of one or more species. We assume the two loci are distinct for each population. Speciation is a complex process, but this simple model captures many important characteristics of speciation events that are ignored in the NTB. First, it takes time. Speciation is the result of a long process where a population diverge from the rest of the species to the point where reproductive isolation prevent them from producing fertile progenies [10]. Second, with a few exceptions, the starting population size of the new species is likely to be higher than one [46]. Third, gene flow (migration) has a strong homogenizing effect that will inhibit speciation [10, 25]. Lastly, speciation occurs as a population of a given species diverge, most often in well-defined geographic areas [3, 10]. None of these characteristics are present in the original neutral theory [29], although protracted speciation partially solve the first two problems by adding a parameter to account for the waiting time to speciation [46].

One of the difficulty with speciation in individual-based models is that it is often impossible to distinguish populations. Speciation is the direct consequence of divergences between populations, and it is therefore hard to model unless individuals are grouped into populations [10]. In the NTB and most of its variants, only two levels of organization are recognized; the individual and the species. Because these individuals are not grouped in populations, it is hard, if not impossible, to integrate speciation theory. To integrate Gavrillets' model in the NTB, we need a spatially-explicit model of the metacommunity that allows us to distinguish populations within species. Several approaches have been used to model the spatial structure of populations and local communities. Some are spatially-explicit at the level of the individual. In these models, the location of each individual is known, generally by using a grid [45] or a graph [34]. Another approach is to consider the position of populations, but ignore the exact position of the individuals within the populations. Again, this method has been used with grids [26] and graphs [12, 16, 37]. We use the latter approach and model the metacommunity as a graph of  $n$  local communities (hereafter simply referred to as communities), where each community  $x$  can support a total of  $J_x$  individuals. Communities are connected together by dispersal [33] and composed of one or more species [16, 17] (Fig. 1a). This spatial representation allows us to distinguish three levels of organization: species, populations, and individuals. A population is simply the sum of all individual of a given species in a given community. A species can thus be divided in up to  $n$  populations. Dispersal between two communities will always be low enough to assume that the individuals in the two communities can be defined as distinct populations [6].

Each individual has a haplotype (either *ab*, *Ab*, *AB*)

and we follow explicitly their dynamics in each community. As these haplotypes represent a path toward speciation in their community, they should be seen as different pairs of loci for each population. For example, if an individual of species  $i$  migrates from community  $x$  to community  $y$ , it will carry the  $ab$  haplotype in its new community, regardless of its haplotype in community  $x$ . This assumption is not realistic in all situations, as both mutational-order and ecological speciation are known to be influenced by complex interactions between the diverging populations [10, 25, 35, 40, 48]. Integrating the effect of these divergences would require many more assumptions about the nature of speciation, and in most cases cannot be done without introducing the concept of niche [47]. We ignore much of the details of speciation in favor of a simple model that captures many of the most fundamental characteristics of speciation as a population-process [25]. Because there is no niche differentiation, new mutations toward speciation are always allowed to appear regardless of the ecological context. As soon as all the individuals of a given species inside a local population carry the haplotype  $AB$ , they undergo speciation (Fig. 1d). The individuals of the new species will carry  $ab$  and a new path toward speciation is possible. This is similar to the infinite sites approach of population genetics [11]. This assumption will greatly facilitate speciation, as new mutations toward speciation are always allowed to appear regardless of the ecological context.

Metacommunity dynamics follow Hubbell's neutral model of biodiversity [29]. For each unit of time  $t$  a disturbance randomly kill  $D$  individuals from the metacommunity (we considered  $D = 2\%$ ). The metacommunity is then refilled using post-disturbance abundance and the migration matrix  $\mathbf{m}$  according to the following equation [27]:

$$p(i, x) = \sum_y m(y, x) \frac{N(i, y)}{J_p(y)} \quad (2)$$

Where  $p(i, x)$  is the probability of picking an individual of species  $i$  to fill an empty spot on community  $x$ .  $m(y, x)$  is the probability that an individual will be picked from community  $y$  to migrate to community  $x$ , if  $y \neq x$  it is a migration event, and if  $y = x$  it is a local replacement event.  $N(i, y)$  is the number of individual of species  $i$  in community  $y$ , i.e.: the population size.  $J_p(y)$  is the post-disturbance size of community  $y$  ( $J_p(y) = J_y - D_y$ ). This equation always ignore the haplotype of the individual, which is decided after a species has been picked to refill the empty spot. The rules for deciding the haplotype of the individual depends on the model (neutral or pseudo-selection).

We consider three different metacommunity shapes; star, circle and complete. In the circular metacommunity, all communities are linked to two other communities to form a circle. In the star, a single central community forms a link to all outer communities, which have no

other links. In the complete metacommunity, all communities are linked to all the others. The migration matrix is built with a single parameter  $\omega$ , which represent the strength of the links between communities. To establish the migration probability between communities we draw a number in the uniform distribution between 0 and  $\omega$  (mean:  $\omega/2$ ) for each link. The migration probability between two linked communities  $x$  and  $y$  is found by dividing this number by the sum of all links to community  $x$  plus one (for local replacement events). This method ensures that all rows in the migration matrix sum to 1 and that communities with more links have are subjected to stronger migration. The probability that an individual killed in community  $x$  will be replaced by migration is thus, on average:

$$m_x = \frac{c\omega/2}{1 + c\omega/2} \approx c\omega/2 \quad (3)$$

With  $c$  being the number of communities linked to  $x$ . The 1 in the denominator stands for the weight given to local replacement events. Because  $\omega$  is always much smaller than 1, the average migration probability is approximately  $\omega$  times the number of linked communities. For circle metacommunities ( $c = 2$ ) it is roughly  $\omega$ . For stars, it is  $(n - 1)\omega$  for the central community and  $\omega/2$  for the others. Lastly, for a complete metacommunity the probability of migration is  $(n - 1)\omega$  for all communities. In this model, migration depends on  $\omega$ , the weight of the links between communities, and the number of linked communities.

Within this framework we explore two models. In the neutral model, new mutations will be driven to extinction or fixation by drift and migration alone. We follow explicitly the number of individuals with each haplotype in each local community (Fig. 1). Immigrations will carry the  $ab$  genotype. For a local replacement event, the haplotype is selected according to the relative abundance of the haplotypes, with a probability  $\mu$  of mutation from  $ab$  to  $Ab$  and from  $Ab$  to  $AB$ . For example, if 6 individuals are from species 0 in community supporting 10 individuals, the probability to pick this species for a local replacement event is 6/10. And if four of them carry  $ab$  and two  $Ab$ , then the probability to pick an individual with  $ab$  is simply 4/6 (which then has a probability  $\mu$  to mutate to  $Ab$ ). Because speciation takes an enormous amount of time in the absense of selection [10, 25, 39, 50], we also consider a pseudo-selection model with within-population selection. For this variant, we use a multiplicative fitness regime [8, p. 166], leading to  $w_{ab} = 1$ ,  $w_{Ab} = 1 + s$ , and  $w_{AB} = (1 + s)^2$ . One of the basic tenets of the NTB is ecological equivalence, so to keep the pseudo-selection model within the framework of neutral ecology, the probability to pick an individual from one species will still follow equation 2 regardless of its internal genetic composition. The haplotypes are only considered after a species has been chosen. In our previous example, the probability to pick an individual from

species 0 would still be 6/10, but the probability to pick an individual with  $ab$  will become  $4w_{ab}/(4w_{ab} + 2w_{Ab})$ . In reality, if a population has many individuals with haplotypes  $Ab$  and  $AB$ , it should have an advantage over a population with only  $ab$  individuals, but this would break the ecological equivalence assumption of neutral ecology so we ignore it.

We explored the model by simulations using an implementation in ANSI C99. For all simulations, the number of local communities  $n$  is set to 10, and each community starts filled with a single species so there are  $n$  species at the beginning. We compared simulations with  $J = 10^3$  to  $10^6$  individuals and found similar results. We thus use  $J = 10^5$  for all simulations. The mutation rate  $\mu$  for eukaryotes is generally between  $10^{-4}$  and  $10^{-6}$  [15, 25] and we set  $\mu$  to the highest realistic value,  $\mu = 10^{-4}$ . The simulations ran for  $2 \times 10^7$  time steps, and we recorded the average local and regional species richness over the last  $10^5$  steps.

### III. RESULTS

We found that for our neutral metacommunity model with realistic parameter values, regardless of its size, shape, and dispersal rate, the regional species richness never exceeds  $n$ , the number of local communities. Increasing the migration rate reduces the number of species supported by the metacommunity. For all values of  $\omega$ , the number of species supported at equilibrium is equal or below 10, the initial number of species. Unsurprisingly, we find that reducing the average migration rate increases the speciation rate, but it also increases the number of extinctions. For  $\omega \leq 10^{-5}$ , the regional species richness remains at its original value of 10, while for  $\omega \geq 10^{-3}$ , the entire metacommunity supports only a single species. We find a threshold migration rate around  $\omega = 10^{-4}$  where the regional species richness increases suddenly. Around this value, the number of species varies between 1 and 10. When  $\omega \leq 10^{-4}$ , the communities are so isolated that they are dominated by a single species, often with a small number of individuals from one or two other species.

We studied the effect of increasing the mutation rate beyond realistic values. Keeping  $J$  at  $10^5$  and  $\omega = 10^{-3}$ , we ran simulations for several mutation rates. Even a tenfold increase in the mutation rate ( $\mu = 10^{-3}$ ) has little effect on the equilibrium regional species richness. The metacommunity sustains higher diversity around a mutation rate of  $\mu = 10^{-2}$ . This mutation rate is well above the typical mutation rate [15, 25]. This finding lends credit to the theory that the NTB requires unrealistically high speciation rates [44].

Adding selection has an important impact on the equilibrium species richness. We find approximately 100 species at the regional scale (10/community on average) with  $s = 0.05$  (Fig. 2). In both metacommunities shaped like stars and circles, the regional species abundance distribution is lognormal-like with negative skew-

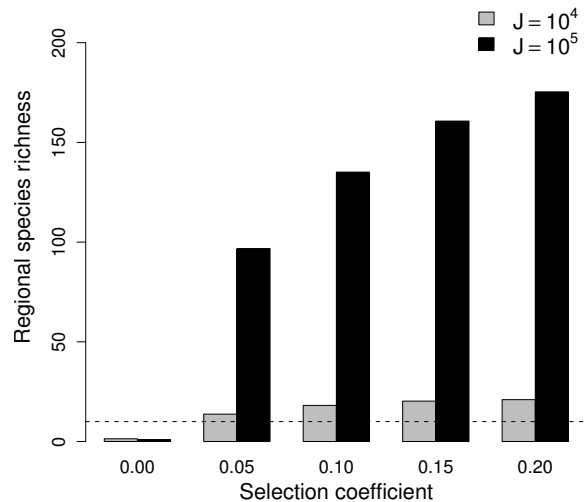


FIG. 2: The number of species at equilibrium in the pseudo-selection model increases non-linearly with the selection rate. The number of species quickly increases, in part because selection pushes the alleles toward speciation, but also because it reduces the fitness of migrants. Selection diminishes the inhibiting effect of gene flow on speciation.

ness (a long left tail) (Fig. 3). This regional distribution is similar to the NTB's distribution for local communities [29]. There are fewer rare species than the regional distribution seen in the NTB, supporting the criticism of Ricklefs [44], which argued that the NTB predicted too many rare species. In all simulations with  $\omega = 10^{-3}$ , the metacommunities with the complete shape could only support one species for the entire metacommunity.

### IV. DISCUSSION

In this study, we developed a framework to study speciation as a population-process within neutral ecology. The speciation rate was not assumed to take any particular value, it is an emergent property of the system. It depends on selection, the mutation rate, and migration, which in turn is influenced by the shape of the metacommunity. Also, we made no assumption about the relationship between abundance and speciation rate. Species with more individuals are likely to occupy more communities, so they will have more opportunities to speciate, but the relationship will depend on the shape of the metacommunity and the spatial distribution of the populations. Our goal was to examine the relationship between neutral ecology and a mechanistic model of speciation based on population genetics. Phenomenological models are not inherently inferior [36] but they should be confronted to their mechanistic counterpart to determine if they can provide a good approximation of reality,



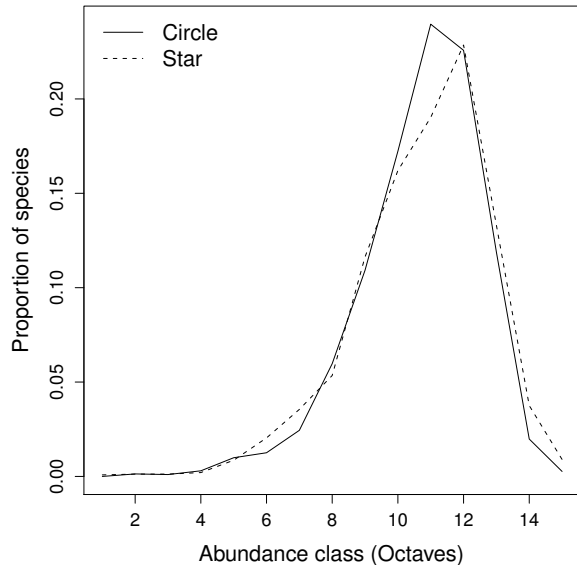


FIG. 3: Regional species distribution in the pseudo-selection model. Both star and circle communities share a similar distribution. Simulations with the complete metacommunities (all communities linked together) ended with a single species because of the crushing effect of high migration rates.

under what conditions this approximation can hold, and what kind of assumptions are required to make it hold. Our assumptions deliberately made speciation easy to achieve. We used the BDM model with only two steps required to reach speciation and we ignored back mutations [25]. The mutation rate chosen was plausible but high [15, 32]. There was always a mutation toward speciation available, arguably the most unrealistic assumption as the conditions for speciation are seldom common [10]. All these assumptions greatly favor speciation, yet the model failed to produce metacommunities with many species unless selection is added or the mutation rate is set to impossible levels.

Adding selection to the NTB is not compatible with some key assumptions of neutral ecology, or at least would require new assumptions to be made to explain how natural selection can act at the genetic level but not at the ecological level. Speciation can be achieved easily if mutations toward speciation are given some positive selection coefficient. But new species, being the result of the accumulation of fitness-enhancing mutations, should have greater fitness, which would violate the NTB’s ecological equivalence assumption. Zhou and Zhang’s nearly neutral model showed that even small differences between species lead to markedly different species distributions [53]. There is little doubt that selection plays an important role in speciation events [10] and few neutral models of speciation have been developed [39]. Speciation by

drift alone is simply too slow [50]. A possible solution to the dilemma would be to assume a constant flow of positive mutations. As fitness would increase for all species, the effect of mutations toward speciation would be lost, preserving ecological equivalence. This solution assumes a “Red Queen” scenario where individuals have to run to keep in the same place [51], and is similar to the view of evolution defended by Ronald Fisher [21]. However, this assumption requires many additional assumptions about adaptation and the rate of evolution.

When comparing models, one aspect to consider is their complexity. Theoretical populations genetics is mostly based on mathematical models that are simple enough to be analytically tractable, which has lead to a tendency to ignore spatial complexity [18]. As allopatric and paratric speciation events rely on this spatial complexity, we have few theoretical models to study the effect of these forms of speciation on diversity. We chose to base our theory on the most common forms of speciation and introduced a simple method to model allopatric and parapatric speciation in complex spatial structures. While using graphs add a layer of complexity to neutral ecology, our approach fixes some of the problems of the point-speciation model without adding new parameters for speciation, as we replace the speciation rate  $v$  with the mutation rate  $\mu$ . More importantly, this approach allows us to divide a species in populations, a fundamental unit in evolution. Ricklefs [44] argued that new species under the point-speciation model would not be recognized as species, because those species have appeared instantaneously and are likely too similar. Rosindell et al. [46] improved the speciation model with protracted speciation. In this model, a new parameter is added to account for the waiting time to speciation. While this approach solves the problem of instantaneous speciation, it requires two free parameters for speciation and still offers no explanation for the speciation rate. More importantly, one of the problems with a fixed speciation rate  $v$  is that speciation is directly influenced by ecological factors such as isolation and habitats. In particular, the effect of dispersal on speciation is ignored in most community models with speciation [19, 28, 29, 46, 52], despite the fact that gene flow greatly reduces the probability of speciation [10], which in turn has an important influence on the predictions [19].

## V. ACKNOWLEDGEMENTS

We thank James Rosindell, Egbert Giles Leigh Jr., Evan Economo, Nicolas Loeuille, Rampal Etienne and Franck Jabot for stimulating discussions and for reviewing an early draft of this article. This work was supported by a research grant from the Canada Research Chair program to DG.

- [1] P. A. Abrams. A world without competition. *Nature*, 412:858–859, 2001.
- [2] D. Alonso, R. S. Etienne, and A. J. McKane. The merits of neutral theory. *Trends Ecol. Evol.*, 21(8):451–457, 2006.
- [3] J. C. Avise. *Phylogeography*. Harvard University Press, 2000.
- [4] N. H. Barton and J. Polechova. The limitations of adaptive dynamics as a model of evolution. *J. Evol. Biol.*, 18(5):1186–1190, 2005.
- [5] W. Bateson. Heredity and variations in modern lights. In A. C. Seward, editor, *Darwin and Modern Science*, pages 85–101. Cambridge University Press, 1909.
- [6] A. A. Berryman. Population: a central concept for ecology? *Oikos*, 97:439–442, 2002.
- [7] D. I. Bolnick and B. M. Fitzpatrick. Sympatric speciation: models and empirical evidence. *Annu. Rev. Ecol. Evol. Syst.*, 38:459–487, 2007.
- [8] B. Charlesworth and D. Charlesworth. *Elements of evolutionary genetics*. Roberts & Company Publishers, 2011.
- [9] J. Chave, H. C. Muller-Landau, and S. A. Levine. Comparing classical community models: theoretical consequences for patterns of diversity. *Am. Nat.*, 159:1–23, 2002.
- [10] J. A. Coyne and H. A. Orr. *Speciation*. Sinauer Associates, 2004.
- [11] J. F. Crow and M. Kimura. *Introduction to Population Genetics Theory*. Harper & Row Publishers, 1970.
- [12] M. R. T. Dale and M.-J. Fortin. From graphs to spatial graphs. *Annu. Rev. Ecol. Evol. Syst.*, 41:21–38, 2010.
- [13] M. A. M. de Aguiar, M. Baranger, E. M. Baptestini, and Y. Bar-Yam. Global patterns of speciation and diversity. *Nature*, 460:384–387, 2009.
- [14] T. G. Dobzhansky. *Genetics and the origin of species*. Columbia University Press, 1937.
- [15] J. W. Drake, B. Charlesworth, D. Charlesworth, and J. F. Crow. Rates of spontaneous mutation. *Genetics*, 148(4):1667–1686, 1998.
- [16] E. P. Economo and T. H. Keitt. Species diversity in neutral metacommunities: a network approach. *Ecol. Lett.*, 11:52–62, 2008.
- [17] E. P. Economo and T. H. Keitt. Network isolation and local diversity in neutral metacommunities. *Oikos*, 10:1–9, 2010.
- [18] B. K. Epperson, B. H. McRae, K. Scribner, S. A. Cushman, M. S. Rosenberg, M. J. Fortin, P. M. A. James, M. Murphy, S. Manel, P. Legendre, and M. R. T. Dale. Utility of computer simulations in landscape genetics. *Mol. Ecol.*, 19:3549–3564, 2010.
- [19] R. S. Etienne, M. E. F. Apol, H. Olf, and F. J. Weissing. Modes of speciation and the neutral theory of biodiversity. *Oikos*, 116:241–258, 2007.
- [20] R. S. Etienne and B. Haegeman. The neutral theory of biodiversity with random fission speciation. *Theor. Ecol.*, 4:87–109, 2011.
- [21] R. A. Fisher. *The Genetical Theory of Natural Selection*. Clarendon, 1930.
- [22] B. M. Fitzpatrick, J. A. Fordyce, and S. Gavrillets. What, if anything, is sympatric speciation? *J. Evol. Biol.*, 21:1452–1459, 2008.
- [23] F. G. Fussmann, M. Loreau, and P. A. Abrams. Ecological evolutionary dynamics of communities and ecosystems. *Func. Ecol.*, 21(3):465–477, 2007.
- [24] S. Gavrillets. Perspective: models of speciation: what have we learned in 40 years? *Evolution*, 57(10):2197–2215, 2003.
- [25] S. Gavrillets. *Fitness Landscapes and the Origin of Species*. Princeton University Press, 2004.
- [26] S. Gavrillets and A. Vose. Dynamic patterns of adaptive radiation. *P. Natl. Acad. Sci. USA*, 102(50):18040–18045, 2005.
- [27] D. Gravel, C. D. Canham, M. Beaudet, and C. Messier. Reconciling niche and neutrality: The continuum hypothesis. *Ecol. Lett.*, 9(4):399–409, 2006.
- [28] B. Haegeman and R. S. Etienne. Neutral models with generalised speciation. *B. Math. Biol.*, 71:1507–1519, 2009.
- [29] S. P. Hubbell. *The unified neutral theory of biodiversity and biogeography*, volume 32 of *Monographs in population biology*. Princeton University Press, 2001.
- [30] M. T. J. Johnson and J. R. Stinchcombe. An emerging synthesis between community ecology and evolutionary biology. *Trends Ecol. Evol.*, 22(5):250–257, 2007.
- [31] M. Kopp. Speciation and the neutral theory of biodiversity: modes of speciation affect patterns of biodiversity in neutral communities. *Bioessays*, 32(7):564–570, 2010.
- [32] S. Kumar and S. Subramanian. Mutation rates in mammalian genomes. *P. Natl. Acad. Sci. USA*, 99:803–808, 2002.
- [33] E. G. Leigh, P. Davidar, C. W. Dick, J.-P. Puyravaud, J. Terborgh, and S. J. Wright. Why do some tropical forests have so many species of trees? *Biotropica*, 36:447–473, 2004.
- [34] E. Lieberman, C. Hauert, and M. A. Nowak. Evolutionary dynamics on graphs. *Nature*, 433:312–316, 2005.
- [35] G. S. Mani and B. Clarke. Mutational order: a major stochastic process in evolution. *Proc. R. Soc. London B*, 240:29–37, 1990.
- [36] B. J. McGill and J. C. Nekola. Mechanisms in macroecology: AWOL or purloined letter? towards a pragmatic view of mechanism. *Oikos*, 119:591–603, 2010.
- [37] E. S. Minor and D. L. Urban. Graph theory as a proxy for spatially explicit population models in conservation planning. *Ecol. Appl.*, 17(6):1771–1782, 2007.
- [38] H. J. Muller. Isolating mechanisms, evolution and temperature. *Biological Symposia*, 6:71–125, 1942.
- [39] M. Nei, T. Maruyama, and C.-I. Wu. Models of evolution of reproductive isolation. *Genetics*, 105:557–579, 1983.
- [40] P. Nosil and S. M. Flaxman. Conditions for mutation-order speciation. *Proc. R. Soc. London B*, 278:399–407, 2011.
- [41] H. A. Orr. Dobzhansky, Bateson and the genetics of speciation. *Genetics*, 144:1331–1335, 1996.
- [42] H. A. Orr and M. Turelli. The evolution of post-zygotic isolation: accumulating Dobzhansky-Muller incompatibilities. *Evolution*, 55(6):1085–1094, 2001.
- [43] D. W. Purves and L. A. Turnbull. Different but equal: the implausible assumption at the heart of neutral theory. *J. Anim. Ecol.*, 2010.
- [44] R. E. Ricklefs. A comment on hubbell’s zero-sum ecological drift model. *Oikos*, 100(1):185–192, 2003.
- [45] J. Rosindell and S. J. Cornell. Species-area relationships

- from a spatially explicit neutral model in an infinite landscape. *Ecol. Lett.*, 10:586–595, 2007.
- [46] J. Rosindell, S. J. Cornell, S. P. Hubbell, and R. S. Etienne. Protracted speciation revitalizes the neutral theory of biodiversity. *Ecol. Lett.*, 13(6):716–727, 2010.
- [47] D. Schluter. *The ecology of adaptive radiation*. Oxford University Press, 2000.
- [48] D. Schluter. Evidence for ecological speciation and its alternative. *Science*, 323(5915):737–741, 2009.
- [49] H. G. Spencer and M. W. Feldman. Adaptive dynamics, game theory and evolutionary population genetics. *J. Evol. Biol.*, 18(5):1191–1193, 2005.
- [50] M. Turelli, N. H. Barton, and J. A. Coyne. Theory and speciation. *Trends Ecol. Evol.*, 16(7):330–343, 2001.
- [51] L. Van Valen. A new evolutionary law. *Evol. Theory*, 1:1–30, 1973.
- [52] I. Volkov, J. R. Banavar, F. He, S. P. Hubbell, and A. Maritan. Density dependence explains tree species abundance and diversity in tropical forests. *Nature*, 438:658–661, 2005.
- [53] S.-R. Zhou and D.-Y. Zhang. A nearly neutral model of biodiversity. *Ecology*, 89(1):248–258, 2008.