

What determines the penumbral size and Evershed flow speed?

Na Deng^{1,2}, Toshifumi Shimizu³, Debi Prasad Choudhary¹ and Haimin Wang²

¹Physics and Astronomy Department, California State University Northridge,
 18111 Nordhoff St., Northridge, CA 91330, United States
 email: na.deng@csun.edu

²Space Weather Research Laboratory, New Jersey Institute of Technology,
 323 Martin Luther King Blvd., Newark, NJ 07102, United States

³Institute of Space and Astronautical Science, Japan Aerospace Exploration Agency,
 3-1-1 Yoshinodai, Sagami-hara, Kanagawa 229-8510, Japan

Abstract. Using Hinode SP and G-band observations, we examined the relationship between magnetic field structure and penumbral size as well as Evershed flow speed. The latter two are positively correlated with magnetic inclination angle or horizontal field strength within 1.5 kilogauss, which is in agreement with recent magnetoconvective simulations of Evershed effect. This work thus provides direct observational evidence supporting the magnetoconvection nature of penumbral structure and Evershed flow in the presence of strong and inclined magnetic field.

Keywords. sunspots, Sun: magnetic fields, Sun: atmospheric motions, Sun: photosphere.

1. Introduction and Motivation

The penumbra along with the coupled Evershed flow has been one of the most intriguing phenomena on the Sun that motivated many detailed observational and theoretical studies. High resolution imaging and spectro-polarimetric analyses have revealed that the penumbra consists of two distinct magnetic components. The more inclined magnetic component (60° – 100° from inner to outer penumbra, with respect to the surface normal) with weaker field strength (~ 1200 Gauss) is embedded in the less inclined magnetic background (30° – 60° from inner to outer penumbra) that has stronger field strength (~ 1700 Gauss), which is frequently referred as “uncombed” structure (Solanki & Montavon 1993; Langhans et al. 2005; Beck 2008; Borrero 2009, and references therein). The Evershed flow is magnetized and mainly carried by the more inclined magnetic component (e.g., Title et al. 1993; Stanchfield et al. 1997; Bellot Rubio et al. 2004; Borrero et al. 2005; Ichimoto et al. 2008; Deng et al. 2010).

Several theoretical models have been proposed to understand the penumbral structure and the mechanism of the Evershed flow, such as siphon-flow with downward pumping of magnetic flux (Montesinos & Thomas 1997; Thomas et al. 2002), embedded moving flux tube model (Schlichenmaier et al. 1998), “gappy penumbra” model (Scharmer & Spruit 2006), and elongated convective granular cells by the presence of inclined strong magnetic field (Hurlburt et al. 1996, 2000). In particular, recent realistic three-dimensional numerical MHD simulations have successfully reproduced the penumbral structure and Evershed flow as a natural consequence of thermal magnetoconvection when the average inclination of kilogauss magnetic field is larger than 45° (Rempel et al. 2009a). Moreover, the filamentary pattern and the speed of the simulated Evershed horizontal surface




Figure 1. Hinode/SP FeI 630 nm continuum images (top row) and B_z component magnetograms (bottom row) of the 9 sunspots with their NOAA AR numbers labeled on top. The FOV for each panel is $90'' \times 90''$.




Figure 2. The SP continuum image, G-band LCT flow map and flow speed map of NOAA 10933. The sunspot is evenly divided into 360 sectors from the Center-Of-Mass of the umbra.

flow are strongly controlled by both strength and inclination of the magnetic field with inclination playing most important role (Rempel et al. 2009b; Kitiashvili et al. 2009).

On the other hand, rapid penumbral decay (disappearance or length reduction) and change of associated Evershed flow were found right after major flares in the periphery of complex δ sunspots (Wang et al. 2004; Liu et al. 2005; Deng et al. 2005). The authors interpret the sudden change of penumbral white light structure to be a result of the change of overall magnetic field inclination down to the photosphere due to magnetic reconnection in the flare, which was then confirmed by other authors (Sudol & Harvey 2005; Li et al. 2009).

Both aforementioned magnetoconvective simulations and observations during flares hint a relationship between magnetic field structure (especially inclination) and penumbral size as well as Evershed flow speed. While a systematic examination of such relationship from real observation is still missing. Thanks to the high quality measurement of vector magnetic field by Hinode, we investigate how the magnetic parameters are related to the penumbral size and Evershed flow speed by analyzing sunspots of different sizes (i.e., in large scale) and the properties in different sectors within a sunspot (i.e., in small scale).

2. Observation and Data Reduction

We studied 9 simple α sunspots at the late phase of solar cycle 23. They are close to disk center (heliocentric angle $< 12^\circ$) and exhibit different size. Fig. 1 shows their continuum images and B_z magnetograms obtained by Hinode Spectropolarimeter (SP). From the 13 parameters generated by a Milne-Eddington Stoke inversion of the SP data, we used or calculated the following most relevant parameters: continuum intensity, magnetic

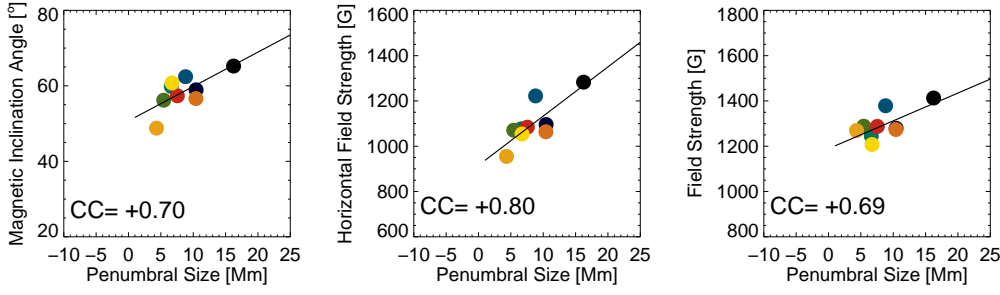


Figure 3. Scatter plots between penumbral length and magnetic parameters averaged over the whole penumbral areas of the 9 sunspots. The linear correlation coefficient (CC) are labeled.

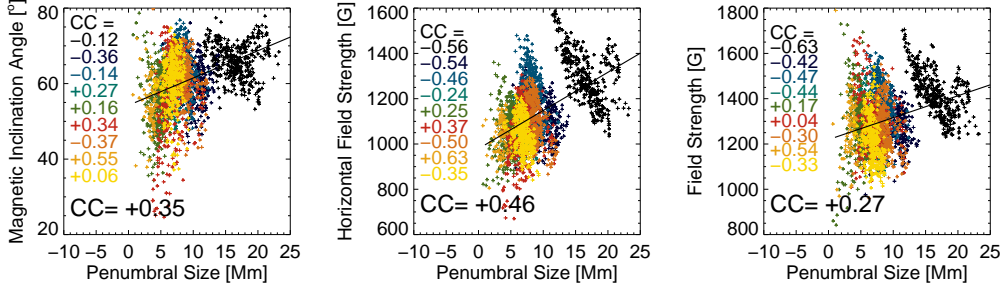


Figure 4. Scatter plots between penumbral length and magnetic parameters averaged in each sectors for the 9 sunspots. Each spot is represented by one color. The CC for each spot and for all the data points are labeled.

inclination angle, horizontal field strength, and field strength. The 180° azimuthal ambiguity of the inverted magnetic field was resolved using the “minimum energy” algorithm (Metcalf 1994). We transformed the measured magnetic field vectors to local Cartesian coordinates so that the inclination is with respect to the surface normal. To measure Evershed flow, we used Local Correlation Tracking (LCT) technique based on a 1hr series of Hinode G-band images (2min cadence) co-aligned and co-temporal with SP data. Same tracking window size was used for all the sunspots. Fig. 2 shows the continuum intensity, LCT flow map and flow speed map of a sunspot.

The continuum images were smoothed and contoured to outline the penumbral areas, whose inner and outer boundaries are about $0.45I_0$ and $0.9I_0$ (I_0 is the quiet Sun continuum intensity), respectively. The penumbral lengths were measured in each sector (i.e., the distance between the inner and outer boundaries, see panel a of Fig. 2). The aforementioned magnetic parameters and LCT outward flow speed were also averaged over each sector’s area. All these quantities were then averaged over the entire penumbral area for each sunspot. Sectors where the penumbral structure is complex or deviate from radial direction much were excluded from consideration.

3. Results and Conclusion

Fig. 3 shows that in large scale the penumbral size is well correlated with magnetic inclination angle and horizontal field strength. The mean inclination angles in penumbrae are all greater than 45° for the 9 sunspots. Fig. 4 plots the same but in small scale. While all the data points still follow the same trend as in Fig. 3, for each individual sunspot the trend is not consistent. This might be due to dynamic and chaotic fluctuations in small

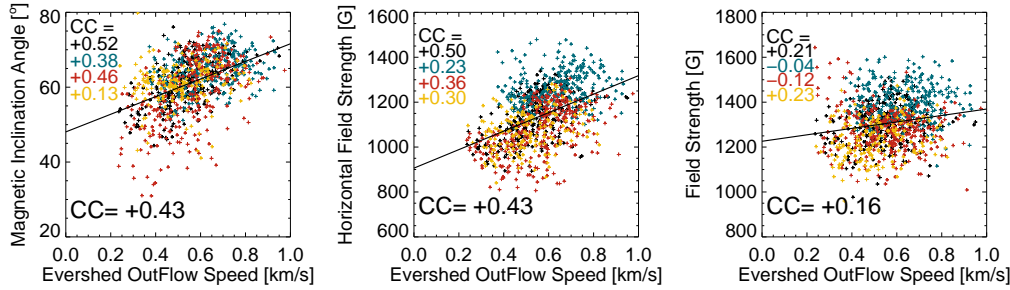


Figure 5. Scatter plots between outward Evershed flow speed and magnetic parameters averaged in each sectors for 4 sunspots that have co-temporal SP and G-band data.

scale or over simplification of our method. Fig. 5 shows that the Evershed flow speed is always positively correlated with magnetic inclination angle and horizontal field strength in both small and large scales for the 4 sunspots studied. This result is consistent with magnetoconvective simulations of Evershed effect, where the horizontal flow speed increases with larger inclination angle within certain field strength range (Kitiashvili et al. 2009). This work thus provides direct observational evidence supporting the magnetoconvection nature of penumbral structure and Evershed flow under strong and inclined magnetic field.

Acknowledgements

N.D. and D.P.C. were supported by NASA grant NNX08AQ32G and NSF grant ATM 05-48260. N.D. thank valuable discussions with Drs. Ichimoto, Kitiashvili, Martinez Pillet, Sainz Dalda, and Schlichenmaier.

References

- Beck, C. 2008, *A&A*, 480, 825
- Bellot Rubio, L. R., Balthasar, H., & Collados, M. 2004, *A&A*, 427, 319
- Borrero, J. M. 2009, *Science in China G: Physics and Astronomy*, 52, 1670
- Borrero, J. M., Lagg, A., Solanki, S. K., & Collados, M. 2005, *A&A*, 436, 333
- Deng, N., Liu, C., Yang, G., Wang, H., & Denker, C. 2005, *ApJ*, 623, 1195
- Deng, N., Prasad Choudhary, D., & Balasubramaniam, K. S. 2010, *ApJ*, 719, 385
- Hurlburt, N. E., Matthews, P. C., & Proctor, M. R. E. 1996, *ApJ*, 457, 933
- Hurlburt, N. E., Matthews, P. C., & Rucklidge, A. M. 2000, *Sol. Phys.*, 192, 109
- Ichimoto, K., Tsuneta, S., Suematsu, Y., et al. 2008, *A&A*, 481, L9
- Kitiashvili, I. N., Kosovichev, A. G., Wray, A. A., & Mansour, N. N. 2009, *ApJ*, 700, L178
- Langhans, K., Scharmer, G., Kiselman, D., Löfdahl, M., & Berger, T. 2005, *A&A*, 436, 1087
- Li, Y., Jing, J., Tan, C., & Wang, H. 2009, *Science in China G*: 52, 1702
- Liu, C., Deng, N., Liu, Y., Falconer, D., Goode, P., Denker, C., & Wang, H. 2005, *ApJ*, 622, 722
- Metcalf, T. R. 1994, *Sol. Phys.*, 155, 235
- Montesinos, B., & Thomas, J. H. 1997, *Nature*, 390, 485
- Rempel, M., Schüssler, M., Cameron, R. H., & Knölker, M. 2009a, *Science*, 325, 171
- Rempel, M., Schüssler, M., & Knölker, M. 2009b, *ApJ*, 691, 640
- Scharmer, G. B., & Spruit, H. C. 2006, *A&A*, 460, 605
- Schlichenmaier, R., Jahn, K., & Schmidt, H. U. 1998, *ApJ*, 493, L121
- Solanki, S. K., & Montavon, C. A. P. 1993, *A&A*, 275, 283
- Stanchfield, D. C. H., Thomas, J. H., & Lites, B. W. 1997, *ApJ*, 477, 485
- Sudol, J. J., & Harvey, J. W. 2005, *ApJ*, 635, 647
- Thomas, J. H., Weiss, N. O., Tobias, S. M., & Brummell, N. H. 2002, *Nature*, 420, 390
- Title, A. M., Frank, Z. A., Shine, R. A., et al. 1993, *ApJ*, 403, 780

Wang, H., Liu, C., Qiu, J., Deng, N., Goode, P. R., & Denker, C. 2004, ApJ, 601, L195