

Propagation of Time-Nonlocal Quantum Master Equations for Time-Dependent Electron Transport

Alexander Croy* and Ulf Saalmann

Max-Planck-Institute for the Physics of Complex Systems, Nöthnitzer Str. 38, 01187 Dresden, Germany

(Dated: July 17, 2018)

Time-resolved electron transport in nano-devices is described by means of a time-nonlocal quantum master equation for the reduced density operator. Our formulation allows for arbitrary time dependences of any device or contact parameter. The quantum master equation and the related expression for the electron current through the device are derived in fourth order of the coupling to the contacts. It is shown that a consistent sum up to infinite orders induces level broadening in the device. To facilitate a numerical propagation of the equations we propose to use auxiliary density operators. An expansion of the Fermi function in terms of a sum of simple poles leads to a set of equations of motion, which can be solved by standard methods. We demonstrate the viability of the proposed propagation scheme and consider electron transport through a double quantum dot.

PACS numbers: 73.63.Kv, 73.23.Hk, 72.10.Bg, 72.10.-d

I. INTRODUCTION

One of the most successful techniques for investigating artificial nano-structures, such as integrated molecules or gated quantum dots, is the measurement of the electron flow through the structure from a source to a drain contact. In this field, there has been an enormous progress in the experimental realization since the first measurements of electric currents through molecules [1, 2] or quantum dots [3, 4] more than a decade ago. Thereby, it has been successfully demonstrated that current measurements provide information equivalent to the traditional spectroscopy of atoms or molecules in the gas phase [5]. In recent years, the possibility to inject ultra-fast voltage pulses into nano-devices paved the way to perform transport measurements beyond steady-state paradigms. This approach is particularly promising for two reasons: Firstly, transient relaxation processes can be measured directly in the time domain [6–8]. Secondly, the external control of the pulses can be used to manipulate the electronic dynamics in quantum-dot systems [8–13], which may eventually be used to realize quantum gates [14]. In either case an explicit time-dependent theoretical description of the ultra-fast dynamical response is mandatory for interpreting time-resolved data. Further, it would possibly allow to develop new manipulation schemes for nanoscale devices.

Addressing these challenges there has been considerable progress towards having real-time methods for the description of electron transport. Many of these are based on non-equilibrium Green functions (NEGF) [15–22]. Hereby, electron-electron interaction is either fully neglected or approximately taken into account by means of self-energies obtained from many-body perturbation theory [21]. An alternative approach for strongly interacting systems is given by considering the time evolution

of the (reduced) many-particle density matrix [23–30]. As in the theory of open quantum systems [31], one studies the reduced density matrix describing exclusively the degrees of freedom of a particular sub-system (here the nano-device) which is embedded in a larger system containing an environment (here the contacts). Instead of the bosonic environment of a system coupled to a heat bath, the nano-device is coupled to thermal fermionic reservoirs through source and drain contacts. The tunnel coupling of these contacts to the system leads to an exchange of electrons with the reservoirs, and thus to an electric current through the device. This current, as well as related quantities like level occupations, can be determined by means of the reduced density matrix [27]. Its time evolution is given by so-called (generalized) quantum master equations (QME), in which typically the coupling to the environment is incorporated in a perturbative description, often in second order.

In this article, we present a propagation scheme which allows for an efficient real-time description of nano-systems with arbitrary time-dependences of any parameter of the system and the contacts, such as level energies, tunnel couplings, or voltages. We discuss a *fourth-order method*, which serves two purposes: Firstly, it shows corrections beyond the “standard description” with second-order schemes [24, 27, 29]. Secondly, it devises a method for summing up certain terms up to infinitely many orders. Thereby, the broadening of system levels due to the coupling to the contacts is properly taken into account, which is shown to be crucial for obtaining meaningful results from solving QMEs in the time domain.

Additionally, we propose the application of *auxiliary density operators* by which the calculation of the time evolution is reduced to the propagation of coupled differential equations containing only quantities with one time argument [27, 32]. By means of a recently proposed partial fraction decomposition of the Fermi function [33] the number of equations to be propagated is considerably smaller than in previous implementations of the auxiliary-operator method [27, 28].

*Electronic address: croy@pks.mpg.de

In the following we define the setup of system, contacts and their coupling by giving the corresponding Hamilton operators. In Sect. II we summarize the derivation of the QME for the reduced density matrix up to fourth order. We show how the current can be calculated in terms of reduced (i.e. system) quantities. Auxiliary operators are introduced in Sect. III. We derive their equations of motion and give an expression for calculating of the electric current. In Sect. IV we discuss the extrapolation to infinite orders. Finally, we present in Sect. V a numerical application of our propagation scheme to modeling double quantum dots.

A. Setup

We consider the usual threefold setup for the description of tunneling problems, i.e. a device which is coupled to two electron reservoirs via tunneling barriers [34, 35]. Accordingly, the total Hamiltonian can be split into three parts,

$$H = H_S + H_R + H_{SR}. \quad (1)$$

The device Hamiltonian

$$H_S = \sum_l \varepsilon_l(t) c_l^\dagger c_l + \sum_{l \neq m} V_{lm}(t) c_l^\dagger c_m + H_I, \quad (2)$$

is characterized by discrete levels ε_l which may be coupled through V_{lm} as, e.g., levels from different parts in a quantum dot system. In Eq. (2) and below the operators c_l^\dagger and c_l denote the creation and annihilation of an electron in state l . Electron-electron interactions in the device are accounted for by the interaction Hamiltonian H_I . Its particular form depends on the application; for example a common choice in the context of quantum dots is given by

$$H_I = \frac{1}{2} \sum_{m \neq l} U_{ml} c_m^\dagger c_m c_l^\dagger c_l. \quad (3)$$

Here, the matrix U_{ml} accounts for intra and inter-dot interactions, if the labels m and l belong to the same or different quantum dots, respectively. The reservoir Hamiltonian

$$H_R = \sum_{\alpha \in L, R} \sum_k \varepsilon_{\alpha k}(t) b_{\alpha k}^\dagger b_{\alpha k}. \quad (4)$$

describes non-interacting electrons in the left ($\alpha = L$) and right ($\alpha = R$) contact. The respective tunneling Hamiltonian is given by

$$H_{SR} = \sum_l \left\{ \sum_\alpha B_{\alpha l}^\dagger c_l + \text{h.c.} \right\} \quad (5a)$$

$$B_{\alpha l}^\dagger = \sum_k T_{kl}^\alpha b_{\alpha k}^\dagger \quad (5b)$$

with T_{kl}^α denoting the couplings between device and reservoir. The operators $b_{\alpha k}^\dagger$ and $b_{\alpha k}$ are electron creation and annihilation operators for reservoir states. The abbreviations (5b) are sums of reservoir operators which will be convenient later on. In general, as emphasized by the time arguments, all levels and couplings may explicitly depend on time through the variation of source, drain or gate voltages.

In order to simplify the notation we will use a compact multi-index notation in the following. Thereby, the multi-index $\mathbf{a} = (a_0, a_1, a_2)$ encloses the operator type, either annihilation or creation operator, $a_0 = +, -$, contact label $a_1 \equiv \alpha = L, R$, and system state $a_2 \equiv l$. A sum over the multi-index $\sum_{\mathbf{a}}$ corresponds to a threefold sum $\sum_{a_0} \sum_\alpha \sum_l$. Further, the system operators will be denoted by $S_{\mathbf{a}}$ and the reservoir operators, as introduced in Eq. (5b), by $B_{\mathbf{a}}$ with

$$\begin{aligned} B_{\alpha l}^{(+)} &= B_{\alpha l}^\dagger & B_{\alpha l}^{(-)} &= B_{\alpha l}, \\ S_{\alpha l}^{(+)} &= c_l & S_{\alpha l}^{(-)} &= c_l^\dagger. \end{aligned} \quad (6)$$

Therewith, the tunneling Hamiltonian (5) becomes

$$H_{SR} = \sum_{\mathbf{a}} a_0 B_{\mathbf{a}} S_{\mathbf{a}}. \quad (7)$$

The component a_0 accounts for the fermionic character of the operators. Throughout the article we set $\hbar = 1$.

II. REDUCED DENSITY MATRIX

The evolution of the full density matrix $\varrho(t)$ is given by the Liouville-von Neumann equation, which in the interaction picture with respect to $H_S + H_R$ reads [31, 36]

$$i \frac{\partial}{\partial t} \varrho(t) = [H_{SR}(t), \varrho(t)]_- \equiv \mathcal{L}(t) \varrho(t). \quad (8)$$

In the rightmost expression we introduced the super-operator $\mathcal{L}(t)$ for the commutator with the tunneling Hamilton operator. Back transformation to the Schrödinger representation is achieved by the super-operator

$$\mathcal{U}_0(t, \tau) \bullet = U_0(t, \tau) \bullet U_0^\dagger(t, \tau) \quad (9a)$$

with

$$U_0(t, \tau) = \mathcal{T} \exp \left(-i \int_\tau^t dt' [H_S(t') + H_R(t')] \right). \quad (9b)$$

Considering only the degrees of freedom of the device, it is convenient to define a *reduced density matrix* $\sigma(t) = \text{Tr}_B \{ \varrho(t) \}$ in the usual way. Starting from Eq. (8) an equation of motion for the reduced density matrix $\sigma(t)$ might be found in terms of cumulant expansions. Here

we will use the *partial cumulants*, which yields a time-nonlocal generalized QME [37–40]. The respective equation of motion is

$$\begin{aligned} i\frac{\partial}{\partial t}\sigma(t) &= -i\int_{t_0}^t d\tau \mathcal{K}(t, \tau)\sigma(\tau) \\ &= -i\sum_{n=1}^{\infty} (-1)^{n-1} \int_{t_0}^t d\tau \mathcal{K}^{(2n)}(t, \tau)\sigma(\tau). \end{aligned} \quad (10)$$

The memory kernel $\mathcal{K}(t, \tau)$ has been expanded in partial cumulants with the $2n$ -th order memory kernel given by

$$\begin{aligned} \mathcal{K}^{(2n)}(t, \tau) &= \int_{\tau}^t d\tau_1 \dots \int_{\tau}^{\tau_{2n-3}} d\tau_{2n-2} \\ &\quad \times \langle \mathcal{L}(t)\mathcal{L}(\tau_1) \dots \mathcal{L}(\tau_{2n-2})\mathcal{L}(\tau) \rangle_{\text{pc}} \end{aligned} \quad (11)$$

and the partial cumulants $\langle \dots \rangle_{\text{pc}}$ being defined via a recursion relation [37]. Note, that in Eq. (10) we have anticipated the vanishing of the odd order cumulants due to our choice of the initial density operator, which will be discussed below. Obviously, the $2n$ -th order memory kernel contains n super-operators \mathcal{L} and therefore n times the tunnel coupling H_{SR} . It has been shown [41] how this expansion can be connected to a diagrammatic description [42], which provides a clearer interpretation in terms of tunneling processes. However, for practical calculations one usually considers only the second order QME. This is mainly due to the complicated structure of nested integrals in Eq. (11). In the following we will provide explicit expressions of the second and fourth-order kernels and in next section we will show how an *auxiliary operator method* can be utilized to deal with the integrals.

A. Second and Fourth Order Memory Kernels

Firstly, we only consider the second order and fourth-order kernels, which explicitly read

$$\mathcal{K}^{(2)}(t, \tau) = \langle \mathcal{L}(t)\mathcal{L}(\tau) \rangle, \quad (12a)$$

$$\begin{aligned} \mathcal{K}^{(4)}(t, \tau) &= \int_{\tau}^t d\tau_1 \int_{\tau}^{\tau_1} d\tau_2 \langle \mathcal{L}(t)\mathcal{L}(\tau_1)\mathcal{L}(\tau_2)\mathcal{L}(\tau) \rangle \\ &\quad - \langle \mathcal{L}(t)\mathcal{L}(\tau_1) \rangle \langle \mathcal{L}(\tau_2)\mathcal{L}(\tau) \rangle. \end{aligned} \quad (12b)$$

Here the averages $\langle \dots \rangle$ are meant to be taken with respect to the equilibrium reservoir state, i.e. $\langle \dots \rangle = \text{Tr}_{\text{R}} \{ \dots \rho_B(t_0) \}$. Notice that in writing Eq. (10) we have assumed that the initial full density matrix factorizes, i.e. $\varrho(t_0) = \rho_B(t_0)\sigma(t_0)$, where the reservoirs are taken to be in equilibrium (grand canonical ensemble). Therefore, taking the initial time to the infinite past, the QME description corresponds to the scheme introduced by Caroli and co-workers [34].

The second order memory kernel in terms of system and reservoir operators is explicitly given by the following commutator [31, 36]

$$\begin{aligned} \mathcal{K}^{(2)}(t, \tau) \bullet &= \sum_{\mathbf{a}, \mathbf{b}} [S_{\mathbf{a}}(t), C_{\mathbf{ab}}(t, \tau)S_{\mathbf{b}}(\tau) \bullet \\ &\quad - \bullet S_{\mathbf{b}}(\tau)C_{\mathbf{ba}}(\tau, t)]_{-}, \end{aligned} \quad (13)$$

where we used the reservoir correlation functions

$$C_{\mathbf{ab}}(t, \tau) = \langle B_{\mathbf{a}}(t)B_{\mathbf{b}}(\tau) \rangle. \quad (14)$$

Due to the fermionic character of the B -operators, there are only two possible types of correlation functions

$$C_{\alpha m l}^{(+)}(t, \tau) = \langle B_{\alpha m}^{\dagger}(t)B_{\alpha l}(\tau) \rangle, \quad (15a)$$

$$C_{\alpha l m}^{(-)}(t, \tau) = \langle B_{\alpha l}(t)B_{\alpha m}^{\dagger}(\tau) \rangle, \quad (15b)$$

which we can identify with the lesser and greater tunneling self-energies appearing in the NEGF formalism, cf. Eqs. (B4). Note that all correlation functions with operators from different reservoirs vanish since there is no direct coupling of the reservoirs.

For convenience we introduce two *correlation super-operators*,

$$\begin{aligned} \mathcal{C}_{\mathbf{ab}}^{(2)}(t, \tau) \bullet &= C_{\mathbf{ab}}(t, \tau)S_{\mathbf{b}}(\tau) \bullet \\ &\quad - \bullet S_{\mathbf{b}}(\tau)C_{\mathbf{ba}}(\tau, t), \end{aligned} \quad (16a)$$

$$\begin{aligned} \mathcal{A}_{\mathbf{ab}}^{(2)}(t, \tau) \bullet &= C_{\mathbf{ab}}(t, \tau)S_{\mathbf{b}}(\tau) \bullet \\ &\quad + \bullet S_{\mathbf{b}}(\tau)C_{\mathbf{ba}}(\tau, t). \end{aligned} \quad (16b)$$

The first definition allows for writing Eq. (13) in a compact form. According to the two correlation functions (15), there are also two types of non-vanishing correlation super-operators (16a). The second definition (16b) is introduced here for completeness. It will be used for the fourth-order kernel, which we discuss now.

The fourth order is more complicated. We summarize all details in appendix A and give here, by means of Eqs. (A6) and (A7), only the final expression for the fourth-order kernel

$$\begin{aligned} \mathcal{K}^{(4)}(t, \tau)\sigma(\tau) &= \sum_{\mathbf{a}, \mathbf{b}, \mathbf{c}, \mathbf{d}} \left[S_{\mathbf{a}}(t), \int_{\tau}^t d\tau_1 \int_{\tau}^{\tau_1} d\tau_2 \left[S_{\mathbf{c}}(\tau_1), \right. \right. \\ &\quad \left. \left. \mathcal{C}_{\mathbf{acdb}}^{(4)}(t, \tau_1, \tau_2, \tau)\sigma(\tau) \right]_{+} \right]_{-} \end{aligned} \quad (17)$$

with a new super-operator

$$\begin{aligned} \mathcal{C}_{\mathbf{acdb}}^{(4)}(t, \tau_1, \tau_2, \tau) &= \mathcal{A}_{\mathbf{cd}}^{(2)}(\tau_1, \tau_2)\mathcal{C}_{\mathbf{ab}}^{(2)}(t, \tau) \\ &\quad - \mathcal{A}_{\mathbf{ad}}^{(2)}(t, \tau_2)\mathcal{C}_{\mathbf{cb}}^{(2)}(\tau_1, \tau), \end{aligned} \quad (18)$$

where we have used the correlation super-operators (16). It should be noted that each of the sums in (17) runs over a three-fold multi-index, which comprises the operator type, the reservoir and the system state.

B. Electric Current

In order to get a complete description of the nanodevice dynamics an expression for the time-dependent electric current is mandatory. In the following we will show that such an expression may be found in terms of reduced quantities. The electric current through tunneling barrier α is given by the rate of change of the particle number in the respective reservoir [23, 35],

$$\begin{aligned} J_\alpha(t) &= -e \frac{d}{dt} \langle N_\alpha \rangle = -ie \langle [H, N_\alpha]_- \rangle \\ &= -2e \operatorname{Im} \left\{ \sum_l \operatorname{Tr} \left(B_{\alpha l}^\dagger c_l \rho(t) \right) \right\} \\ &= 2e \operatorname{Re} \left\{ \operatorname{Tr}_S \operatorname{Tr}_R \sum_l \left(i B_{\alpha l}^\dagger(t) c_l(t) \rho(t) \right) \right\}, \end{aligned} \quad (19)$$

with the number operator for reservoir α given by $N_\alpha = \sum_k b_{\alpha k}^\dagger b_{\alpha k}$. In the last line we have used the invariance of the trace against unitary transformations to switch to the interaction picture with respect to H_0 . From the equation above one sees that the electron current is given by a block of the total one-electron density matrix describing the coherence between reservoir and system. The derivation follows the arguments given for the expansion of the memory kernel in terms of partial cumulants, which makes use of projection operators [59]. It can be shown that the current is given by the following expression [43]

$$J_\alpha(t) = 2e \operatorname{Re} \left\{ \operatorname{Tr}_S \left[\sum_{n=1}^{\infty} (-1)^{n-1} \int_{t_0}^t d\tau \int_{\tau}^t d\tau_1 \dots \int_{\tau}^{\tau_{2n-2}} d\tau_{2n-2} \langle H_{\text{SR},\alpha}^{(+)}(t) \mathcal{L}(\tau_1) \dots \mathcal{L}(\tau_{2n-2}) \mathcal{L}(\tau) \rangle_{\text{pc}} \sigma(\tau) \right] \right\}, \quad (20)$$

with $H_{\text{SR},\alpha}^{(+)}(t) = \sum_l B_{\alpha l}^\dagger(t) c_l(t)$. The integrand is very similar to the expanded memory kernel (11), which will be used in the next section to calculate the current from auxiliary density operators.

III. AUXILIARY OPERATOR METHOD

In the following we devise an approach which allows for the efficient propagation of the QME for the reduced density matrix σ , cf. Eq. (10). We introduce *auxiliary density operators* (ADOs) which contain a time integration of the memory kernel operators $\mathcal{K}^{(2)}$ and $\mathcal{K}^{(4)}$ applied on σ . Most importantly, these ADOs depend only on *one* time argument which is why they are much easier to handle numerically. Their time evolution is given by one equation of motion.

A. Auxiliary density operators (ADOs)

Using the \mathcal{C} super-operators (16a) we define second order ADOs

$$\Pi_{\mathbf{a}}^{(2)}(t) = \sum_{\mathbf{b}} \int_{t_0}^t d\tau \mathcal{U}_S(t) \mathcal{C}_{\mathbf{ab}}^{(2)}(t, \tau) \sigma(\tau), \quad (21)$$

which contain information on the coherence between system and reservoirs as we will show in Sec. III E. Notice

that the back transformation \mathcal{U}_S to the Schrödinger representation is also contained in Eq. (21); the respective super-operator \mathcal{U}_S is defined as in Eq. (9) but with H_S only. By means of these ADOs, the second order time-nonlocal QME in Schrödinger representation can be compactly written as

$$i \frac{\partial}{\partial t} \sigma(t) = [H_S, \sigma(t)]_- - i \sum_{\mathbf{a}} \left[S_{\mathbf{a}}, \Pi_{\mathbf{a}}^{(2)}(t) \right]_-. \quad (22)$$

This form is identical to the standard one [31, 36], which becomes clear if one of the ADOs is written explicitly, e. g. $\mathbf{a} = (+, \alpha, m)$

$$\begin{aligned} \Pi_{\alpha m}^{(2,+)}(t) &= \sum_l \int_{t_0}^t d\tau \\ &\left(C_{\alpha l m}^{(+,-)}(t, \tau) U_S(t, \tau) c_l^\dagger \sigma(\tau) U_S^\dagger(t, \tau) \right. \\ &\left. - C_{\alpha m l}^{(-,+)}(\tau, t) U_S(t, \tau) \sigma(\tau) c_l^\dagger U_S^\dagger(t, \tau) \right). \end{aligned} \quad (23)$$

Before discussing the propagation of the equations for the reduced density matrix $\sigma(t)$ and the operators $\Pi_{\mathbf{a}}^{(2)}(t)$ we will derive the equations for the next higher order.

In analogy to the second order case we introduce a

fourth-order ADO

$$\begin{aligned} \Pi_{\mathbf{a}}^{(4)}(t) &= \sum_{\mathbf{b}, \mathbf{c}, \mathbf{d}} \int_{t_0}^t d\tau \int_{\tau}^t d\tau_1 \int_{\tau}^{\tau_1} d\tau_2 \mathcal{U}_{\mathbf{S}}(t) \\ &\times \left[S_{\mathbf{c}}(\tau_1), \mathbf{C}_{\mathbf{acdb}}^{(4)}(t, \tau_1, \tau_2, \tau) \sigma(\tau) \right]_+ , \end{aligned} \quad (24)$$

which allows for a compact form of the fourth order kernel (17). Thus we can write the QME up to fourth order in Schrödinger representation as

$$\begin{aligned} i \frac{\partial}{\partial t} \sigma(t) &= [H_{\mathbf{S}}, \sigma(t)]_- \\ &- i \sum_{\mathbf{a}} \left[S_{\mathbf{a}}, \Pi_{\mathbf{a}}^{(2)}(t) - \Pi_{\mathbf{a}}^{(4)}(t) \right]_- . \end{aligned} \quad (25)$$

with the $\Pi^{(n)}$ operators defined by Eqs. (21) and (24). Having this compact form we may now derive equations of motion for the ADOs in the so-called wide-band limit.

B. Wide-band Limit (WBL)

The proposed propagation method is based on the observation that a closed set of equations of motion for σ and $\Pi^{(2)}$ can be obtained, if the reservoir correlation functions (15) can be expanded in a sum of exponentials [27, 44]. In particular, this is possible if the so-called level-width function,

$$[\Gamma_{\alpha}(\varepsilon)]_{lm} = \sum_k T_{kl}^{\alpha} T_{km}^{\alpha*} \delta(\varepsilon_{\alpha k} - \varepsilon) , \quad (26)$$

can be approximated by a sum of Lorentzians [44]. If Γ_{α} is only slowly changing with ε on the energy scale given by the system, one can employ the wide-band approximation, i. e. assuming an energy independent level-width function, $\Gamma_{\alpha}(\varepsilon) = \Gamma_{\alpha}$. For the rest of this article we will concentrate on this limit. Using an expansion of the Fermi-Dirac function as described below, one still finds the correlation functions to be sums of exponentials plus one term being proportional to a δ -function in the time domain, which is a direct consequence of the WBL. To see this explicitly, we consider the calculation of the reservoir correlation functions (14), which involves an integration over the Fermi function, see Eqs. (15),

$$\begin{aligned} C_{\mathbf{ab}}(t, \tau) &= \langle e^{+iH_{\mathbf{R}}t} B_{\mathbf{a}} e^{-iH_{\mathbf{R}}\tau} e^{+iH_{\mathbf{R}}\tau} B_{\mathbf{b}} e^{-iH_{\mathbf{R}}\tau} \rangle \\ &= \int \frac{d\varepsilon}{2\pi} \Gamma_{\alpha}^{a_0}(\varepsilon, t, \tau) f(a_0 \beta(\varepsilon - \mu_{\alpha})) e^{a_0 i \varepsilon (t - \tau)} . \end{aligned}$$

The sign in the Fermi function f and in the exponential characterizes the type of the correlation function, namely $a_0 = +$ refers to $C^{(+-)}$ and $a_0 = -$ to $C^{(-+)}$, cf. Eqs. (15). As usual β denotes the inverse temperature. The level-width function as defined in Eq. (26) also depends on the order of the bath operators. We follow the

usual convention, i. e.

$$\Gamma_{\mathbf{ab}} = \Gamma_{\mathbf{ba}} = \Gamma_{\alpha}^{a_0} = \begin{cases} \Gamma_{\alpha} & \text{for } a_0 = - \\ \Gamma_{\alpha}^{\dagger} & \text{for } a_0 = + \end{cases} . \quad (27)$$

For convenience we also neglect an explicit time-dependence of the tunneling matrix elements. Then, in the WBL the correlation functions read

$$C_{\mathbf{ab}}(t, \tau) = \Gamma_{\alpha}^{a_0} \int \frac{d\varepsilon}{2\pi} f(a_0 \beta(\varepsilon - \mu_{\alpha})) e^{a_0 i \varepsilon (t - \tau)} . \quad (28)$$

In order to perform the energy integration we expand the Fermi function in terms of a finite sum over simple poles

$$\begin{aligned} f(\pm \beta(\varepsilon - \mu_{\alpha})) &= \frac{1}{1 + e^{\pm \beta(\varepsilon - \mu)}} \\ &\approx \frac{1}{2} \mp \frac{1}{\beta} \sum_{p=1}^{N_{\mathbf{F}}} \left(\frac{1}{\varepsilon - \chi_p^{\mp}} + \frac{1}{\varepsilon - \chi_p^{\pm}} \right) \end{aligned} \quad (29)$$

with $\chi_{\alpha p}^{\pm} = \mu_{\alpha} + x_p / \beta = (\chi_{\alpha p}^{\mp})^*$. Instead of using the Matsubara expansion [45], with poles $x_p = i\pi(2p-1)$, we use a partial fraction decomposition of the Fermi function [33], which converges much faster than the standard Matsubara expansion. Furthermore it allows to estimate the error made by truncating the sum (29) at $N_{\mathbf{F}}$ terms. For this decomposition the poles $x_p = \pm 2\sqrt{z_p}$ are given by the eigenvalues z_p of an $N_{\mathbf{F}} \times N_{\mathbf{F}}$ matrix [33]. We take the branch of the root $\sqrt{z_p}$ such that $\text{Im}(x_p) > 0$ for all p . Thus all poles χ_p^{\pm} (χ_p^{\mp}) are in the upper (lower) complex plane.

Finally, one obtains by means of Jordan's Lemma the following expressions,

$$C_{\mathbf{ab}}(t, \tau) = \frac{1}{2} \Gamma_{\mathbf{ab}} \delta(t - \tau) - \sum_{p=1}^{N_{\mathbf{F}}} \mathbf{C}_{\mathbf{ab}p}(t, \tau) , \quad (30a)$$

$$\mathbf{C}_{\mathbf{ab}p}(t, \tau) = \frac{s i}{\beta} \Gamma_{\mathbf{ab}} e^{i \chi_{\mathbf{a}p}(t - \tau)} . \quad (30b)$$

$$\mathbf{C}_{\mathbf{ab}p}(t, t \mp 0) = \frac{\pm i}{\beta} \Gamma_{\mathbf{ab}} \quad (30c)$$

with $s = \text{sgn}(t - \tau)$ and $\chi_{\mathbf{a}p} = a_0 \chi_{\alpha p}^{s a_0}$. Apart from the first term in Eq. (30a) the correlation functions are sums over exponentials. The same strategy might be used if the level-width function $\Gamma_{\alpha}(\varepsilon)$ is given by a sum of Lorentzians. In this case the first term in Eq. (30a) is also a sum of exponentials; see Ref. [27, 28, 44].

If the energies in the reservoir Hamiltonian (4) are time dependent the expression in the exponential in Eq. (28) has to be replaced by an integral, $a_0 i \varepsilon (t - \tau) \rightarrow \int_{\tau}^t dt' a_0 i (\varepsilon + \Delta_{\alpha}(t'))$. Consequently, the auxiliary modes take the form,

$$\chi_{\alpha p}^{\pm}(t) = [\mu_{\alpha} + \Delta_{\alpha}(t)] + x_p / \beta .$$

In the following, we will suppress the time-label to facilitate readability of the equations.

The expansion (30) allows us to find the equations of motion for the reduced density matrix and the second order ADO. Moreover, we will show that one can also obtain an equation of motion for the fourth-order ADO, which eventually gives corrections to the second order equations, but also describes new processes.

C. Equations of motion for the second order ADOs

Using the expansion of the correlation functions given by Eqs. (30) we may rewrite the correlation super-operators (16) as follows,

$$\mathcal{C}_{\mathbf{ab}}^{(2)}(t, \tau) \bullet = \frac{1}{2} \Gamma_{\mathbf{ab}} [S_{\mathbf{b}}(\tau), \bullet]_- \delta(t - \tau) - \sum_p \mathcal{C}_{\mathbf{ab}p}^{(2)}(t, \tau) \bullet, \quad (31a)$$

$$\mathcal{A}_{\mathbf{ab}}^{(2)}(t, \tau) \bullet = \frac{1}{2} \Gamma_{\mathbf{ab}} [S_{\mathbf{b}}(\tau), \bullet]_+ \delta(t - \tau) - \sum_p \mathcal{A}_{\mathbf{ab}p}^{(2)}(t, \tau) \bullet, \quad (31b)$$

where the sum runs over the auxiliary modes. The partial super-operators have a very simple structure,

$$\mathcal{C}_{\mathbf{ab}p}^{(2)}(t, \tau) \bullet = C_{\mathbf{ab}p}^{(2)}(t, \tau) [S_{\mathbf{b}}(\tau), \bullet]_+, \quad (32a)$$

$$\mathcal{A}_{\mathbf{ab}p}^{(2)}(t, \tau) \bullet = C_{\mathbf{ab}p}^{(2)}(t, \tau) [S_{\mathbf{b}}(\tau), \bullet]_-, \quad (32b)$$

which follows from Eq. (30b).

Using the expanded super-operators (31) in Eq. (21) readily leads to an expansion of the second order ADOs in terms of partial operators,

$$\Pi_{\mathbf{a}}^{(2)}(t) = \frac{1}{4} \sum_{\mathbf{b}} \Gamma_{\mathbf{ab}} [S_{\mathbf{b}}, \sigma(t)]_- - \sum_p \Pi_{\mathbf{a}p}^{(2)}(t). \quad (33)$$

The partial operators $\Pi_{\mathbf{a}p}^{(2)}(t)$ are similar to the definition (21) but with $\mathcal{C}_{\mathbf{ab}}^{(2)}$ replaced by $\mathcal{C}_{\mathbf{ab}p}^{(2)}$. Their equations of motion define the time evolution of $\Pi_{\mathbf{a}}^{(2)}(t)$. These equations read

$$i \frac{\partial}{\partial t} \Pi_{\mathbf{a}p}^{(2)}(t) = - \sum_{\mathbf{b}} \frac{1}{\beta} \Gamma_{\mathbf{ab}} [S_{\mathbf{b}}, \sigma(t)]_+ + \left[H_S(t), \Pi_{\mathbf{a}p}^{(2)}(t) \right]_- - \chi_{\mathbf{a}p} \Pi_{\mathbf{a}p}^{(2)}(t), \quad (34)$$

whereby each of them contains one auxiliary mode $\chi_{\mathbf{a}p}$. The initial condition can be found from the definition of the partial operators, $\Pi_{\mathbf{a}p}^{(2)}(t_0) = 0$.

D. Equations of motion for the fourth-order ADOs

Since the fourth-order ADOs [Eq. (24)] are given in terms of the super-operator $\mathcal{C}^{(4)}$, we first need an expansion for these objects. To this end we apply Eqs. (31)

in two steps. First we expand only correlation super-operators containing time label t . This gives

$$\begin{aligned} \mathcal{C}_{\mathbf{acdb}}^{(4)}(t, \tau_1, \tau_2, \tau) \bullet &= \mathcal{A}_{\mathbf{cd}}^{(2)}(\tau_1, \tau_2) \frac{1}{2} \Gamma_{\mathbf{ab}} [S_{\mathbf{b}}(\tau), \bullet]_- \delta(t - \tau) \\ &\quad - \frac{1}{2} \Gamma_{\mathbf{ad}} \left[S_{\mathbf{d}}(\tau_2), \mathcal{C}_{\mathbf{cb}}^{(2)}(\tau_1, \tau) \bullet \right]_+ \delta(t - \tau_2) \\ &\quad - \sum_p \mathcal{C}_{\mathbf{acdb}p}^{(4)}(t, \tau_1, \tau_2, \tau) \bullet \end{aligned} \quad (35)$$

with

$$\begin{aligned} \mathcal{C}_{\mathbf{acdb}p}^{(4)}(t, \tau_1, \tau_2, \tau) &= \mathcal{A}_{\mathbf{cd}}^{(2)}(\tau_1, \tau_2) \mathcal{C}_{\mathbf{ab}p}^{(2)}(t, \tau) \\ &\quad - \mathcal{A}_{\mathbf{ad}p}^{(2)}(t, \tau_2) \mathcal{C}_{\mathbf{cb}}^{(2)}(\tau_1, \tau). \end{aligned} \quad (36)$$

With these results one can expand the fourth-order ADO given by Eq. (24). Notice that the nested time integrals in (24) are such, that the terms in Eq. (35) containing a δ -function vanish. Therefore, one has

$$\Pi_{\mathbf{a}}^{(4)}(t) = \sum_p \Pi_{\mathbf{a}p}^{(4)}(t) \quad (37a)$$

$$\begin{aligned} \Pi_{\mathbf{a}p}^{(4)}(t) &= - \sum_{\mathbf{b}, \mathbf{c}, \mathbf{d}} \int_{t_0}^t d\tau \int_{\tau}^t d\tau_1 \int_{\tau}^{\tau_1} d\tau_2 \mathcal{U}_S(t) \times \\ &\quad \left[S_{\mathbf{c}}(\tau_1), \mathcal{C}_{\mathbf{acdb}p}^{(4)}(t, \tau_1, \tau_2, \tau) \sigma(\tau) \right]_+ . \end{aligned} \quad (37b)$$

In analogy to the second order case one can give an equation of motion for $\Pi_{\mathbf{a}p}^{(4)}$,

$$\begin{aligned} i \frac{\partial}{\partial t} \Pi_{\mathbf{a}p}^{(4)}(t) &= -i \sum_{\mathbf{c}} \left[S_{\mathbf{c}}, \Phi_{\mathbf{ac}p}^{(4)}(t) \right]_+ \\ &\quad + \left[H_S(t), \Pi_{\mathbf{a}p}^{(4)}(t) \right]_- - \chi_{\mathbf{a}p} \Pi_{\mathbf{a}p}^{(4)}(t), \end{aligned} \quad (38)$$

which contains only one auxiliary mode. The last two terms result from the time-derivative of the system propagator and the reservoir correlation function, respectively. The first term, denoted by $\Phi_{\mathbf{ac}p}^{(4)}(t)$, comes from the derivative of the integrals and hence is given by

$$\begin{aligned} \Phi_{\mathbf{ac}p}^{(4)}(t) &= \sum_{\mathbf{b}, \mathbf{d}} \int_{t_0}^t d\tau \int_{\tau}^t d\tau_2 \times \\ &\quad \mathcal{U}_S(t) \mathcal{C}_{\mathbf{acdb}p}^{(4)}(t, t, \tau_2, \tau) \sigma(\tau). \end{aligned} \quad (39)$$

The equation of motion is supplemented by the initial condition found from Eq. (37b) to be $\Pi_{\mathbf{a}p}^{(4)}(t_0) = 0$. Now we expand the remaining two correlation super-operators

in $\mathcal{C}^{(4)}$ formerly involving time label τ_1 ,

(42)

$$\begin{aligned} & \mathcal{C}_{\mathbf{acdbp}}^{(4)}(t, t, \tau_2, \tau) \bullet \\ &= \frac{1}{2} \Gamma_{\mathbf{cd}} \left[S_{\mathbf{d}}(t), \mathcal{C}_{\mathbf{abp}}^{(2)}(t, \tau) \bullet \right]_+ \delta(t - \tau_2) \\ & \quad - \mathcal{A}_{\mathbf{adp}}^{(2)}(t, \tau_2) \frac{1}{2} \Gamma_{\mathbf{cb}} [S_{\mathbf{b}}(\tau), \bullet]_- \delta(t - \tau) \\ & \quad - \sum_q \mathcal{C}_{\mathbf{acdbpq}}^{(4)}(t, t, \tau_2, \tau) \bullet . \end{aligned} \quad (40)$$

Inserting this expression into $\Phi_{\mathbf{acp}}^{(4)}(t)$, one observes that due to the integral boundaries the term containing the delta function $\delta(t - \tau)$ vanishes and one is left with

$$\Phi_{\mathbf{acp}}^{(4)}(t) = \frac{1}{4} \sum_{\mathbf{d}} \Gamma_{\mathbf{cd}} \left[S_{\mathbf{d}}, \Pi_{\mathbf{ap}}^{(2)}(t) \right]_+ - \sum_q \Phi_{\mathbf{acpq}}^{(4)}(t), \quad (41)$$

and

$$\Phi_{\mathbf{acpq}}^{(4)}(t) = \sum_{\mathbf{b}, \mathbf{d}} \int_{t_0}^t d\tau \int_{\tau}^t d\tau_2 \mathcal{U}_{\mathbf{S}}(t) \mathcal{C}_{\mathbf{acdbpq}}^{(4)}(t, t, \tau_2, \tau) \sigma(\tau).$$

Obviously one gets two qualitatively different contributions to the equation of motion for $\Pi^{(4)}$. The first one being proportional to $\Pi^{(2)}$ contains only one excitation (additional electron or hole) in the reservoirs and gives corrections to the equation of motion for $\Pi^{(2)}$. The second contribution, given by $\Phi_{\mathbf{acpq}}^{(4)}$, describes two excitations in the reservoirs, i. e. the onset of genuine *co-tunneling*.

In summary, we write for the equation of motion of the fourth-order partial operators,

$$i \frac{\partial}{\partial t} \Pi_{\mathbf{ap}}^{(4)}(t) = -i \sum_{\mathbf{c}} \left[S_{\mathbf{c}}, \frac{1}{4} \sum_{\mathbf{d}} \Gamma_{\mathbf{cd}} \left[S_{\mathbf{d}}, \Pi_{\mathbf{ap}}^{(2)}(t) \right]_+ - \sum_q \Phi_{\mathbf{acpq}}^{(4)}(t) \right]_+ + \left[H_{\mathbf{S}}(t), \Pi_{\mathbf{ap}}^{(4)}(t) \right]_- - \chi_{\mathbf{ap}} \Pi_{\mathbf{ap}}^{(4)}(t). \quad (43)$$

In order to get a complete description we also need the time evolution of $\Phi_{\mathbf{acpq}}^{(4)}$, which can be obtained by using again a differential equation,

$$i \frac{\partial}{\partial t} \Phi_{\mathbf{acpq}}^{(4)}(t) = i \sum_{\mathbf{d}} \left(\mathcal{A}_{\mathbf{cdq}}^{(2)}(t, t+0) \Pi_{\mathbf{ap}}^{(2)}(t) - \mathcal{A}_{\mathbf{adp}}^{(2)}(t, t+0) \Pi_{\mathbf{cq}}^{(2)}(t) \right) + \left[H_{\mathbf{S}}(t), \Phi_{\mathbf{acpq}}^{(4)}(t) \right]_- - (\chi_{\mathbf{ap}} + \chi_{\mathbf{cq}}) \Phi_{\mathbf{acpq}}^{(4)}(t). \quad (44)$$

The initial condition is easily obtained, $\Phi_{\mathbf{acpq}}^{(4)}(t_0) = 0$. Using Eqs. (32) and (42) one can also show that $\Phi_{\mathbf{acpq}}^{(4)}$ is a traceless operator,

$$\text{Tr}_{\mathbf{S}} \{ \Phi_{\mathbf{acpq}}^{(4)}(t) \} = 0. \quad (45)$$

This property will be important in the next section, when we consider expectation values for example to calculate the electric current.

E. Electric Current

So far we have given a closed set of differential equations for the reduced density operator and newly introduced partial operators. By means of these quantities one can calculate the time evolution of any observable of the system. Moreover, one can also compute quantities like the time-dependent electric current, which do not belong to the system state space alone.

Up to fourth order the electric current (20) becomes,

$$\begin{aligned} J_{\alpha}^{(4)}(t) &= 2e \text{Re} \left\{ \sum_m \text{Tr}_{\mathbf{S}} \left[c_m \Pi_{\alpha m}^{(2,+)}(t) \right] \right. \\ & \quad \left. - \sum_m \text{Tr}_{\mathbf{S}} \left[c_m \Pi_{\alpha m}^{(4,+)}(t) \right] \right\}, \end{aligned} \quad (46)$$

where the definition of the ADOs given by Eqs. (21) and (24) has been used. Using the expanded forms of the second and fourth order operators, cf. Eqs. (33) and (37a), one finds

$$\begin{aligned} & \text{Tr}_{\mathbf{S}} \left[c_m \Pi_{\alpha l}^{(2,+)}(t) - c_m \Pi_{\alpha l}^{(4,+)}(t) \right] \\ &= \sum_j \frac{1}{4} (\bar{\sigma}_{mj}(t) - \sigma_{mj}(t)) \Gamma_{\alpha, jl} \\ & \quad - \sum_p \text{Tr}_{\mathbf{S}} \left[c_m \Pi_{\alpha lp}^{(2,+)}(t) + c_m \Pi_{\alpha lp}^{(4,+)}(t) \right], \end{aligned} \quad (47)$$

where $\sigma_{mj}(t) = \text{Tr}_S \{c_j^\dagger c_m \sigma(t)\}$ is the one-particle and $\bar{\sigma}_{mj}(t) = \text{Tr}_S \{c_m c_j^\dagger \sigma(t)\}$ is the one-hole density matrix of the system. The current is therefore given in terms of the reduced one-particle density matrix and the auxiliary operators. For the last terms involving the sum over expanded ADOs one might now use the equation of motions derived in the previous section, cf. Eqs. (34) and (38).

In an occupation number representation the traces in the current expression as well as the equations of motion can be solved numerically for an arbitrary device Hamiltonian (2) including interactions. As an example we will show results for an interacting double quantum dot system in Sect. V.

IV. INFINITE ORDERS

In the previous section we have considered the cumulant expansion up to fourth order. Naturally, the question arises how the higher orders influence the dynamics. In principle, one has to sum up all orders to get an exact description. This problem has been tackled, for example, diagrammatically [42] or by using a path-integral formalism [28]. Moreover, the connection of cumulant expansions obtained from the projection operator technique to the diagrammatic expansion has been discussed recently [41]. Other approaches consequently use many-body states to derive equations of motion [26, 46, 47].

In the following, we will first show for non-interacting electrons that summing up all orders with one excitation yields a QME, which resembles the equations of motion from the well-known NEGF formalism, cf. appendix B. It contains level broadening of the system states due to coupling to the reservoirs. Further, we adopt the path-integral formalism [28] and devise a propagation scheme for systems with electron-electron interactions similar to the one developed in the previous section for the WBL. We restrict the discussion to single-electron excitations in the reservoirs only.

A. Noninteracting Electrons

Neglecting electron-electron interactions we can compare the expressions obtained from the QME and the NEGF formalism. For example, the electric current up to fourth order is given by

$$J_\alpha^{(4)}(t) = 2e \text{Re} \sum_m \left\{ \frac{1}{4} \sum_l (\bar{\sigma}_{ml}(t) - \sigma_{ml}(t)) \Gamma_{\alpha,lm} - \sum_p \left(P_{\alpha p;mm}^{(2,+)}(t) + P_{\alpha p;mm}^{(4,+)}(t) \right) \right\}, \quad (48)$$

and therefore in terms of single-particle quantities $\sigma_{ml}(t)$ and $P_{\alpha;ml}^{(2n,\pm)}(t) = \text{Tr}_S \left[c_m \Pi_{\alpha l}^{(2n,\pm)}(t) \right]$ with $n = 1, 2$. In order to get a complete description one has to calculate the equations of motion for these matrices, which may be obtained directly from the respective QME.

Considering the matrices $P_{\alpha;ml}^{(2n,\pm)}$ we find from Eq. (34) that their time derivative for the second-order case is given by

$$i \frac{\partial}{\partial t} P_{\alpha p;ml}^{(2,+)}(t) = - \frac{1}{\beta} \sum_j [\bar{\sigma}_{mj}(t) + \sigma_{mj}(t)] \Gamma_{\alpha j l} + \sum_j h_{mj} P_{\alpha p;jl}^{(2,+)}(t) - \chi_{\alpha p}^+ P_{\alpha p;ml}^{(2,+)}(t) \quad (49)$$

with $h_{mj} = \varepsilon_m \delta_{mj} + V_{mj}$ as an abbreviation for the device Hamiltonian (2). The fourth-order contribution is obtained from Eq. (43) and reads

$$i \frac{\partial}{\partial t} P_{\alpha p;ml}^{(4,+)}(t) = -i \frac{1}{2} \sum_{\alpha' j} \Gamma_{\alpha' m j} P_{\alpha p;jl}^{(2,+)}(t) + \sum_j h_{mj} P_{\alpha p;jl}^{(4,+)}(t) - \chi_{\alpha p}^+ P_{\alpha p;ml}^{(4,+)}(t) + i \sum_q \text{Tr}_S \left[\Phi_{\alpha l}^{(4,+,-)}(t) \right]. \quad (50)$$

whereby the term $\text{Tr}_S \left[\Phi_{\alpha m}^{(4,+,-)}(t) \right]$ is easily seen to vanish by using Eqs. (42) and (31).

Comparing Eq. (53) with the exact NEGF result given by Eqs. (B1) and (B6) suggests that our results constitute the first terms of an expansion eventually leading to

$$P_{\alpha p;ml}^{(+)}(t) = \sum_{n=1}^{\infty} P_{\alpha p;ml}^{(2n,+)} = - [\mathbf{\Pi}_{\alpha p}(t, t)]_{ml}, \quad (51)$$

where each term $P^{(2(n+1),+)}$ gives rise to corrections for the lower-order term $P^{(2n,+)}$. Indeed, one sees that generalizing Eq. (50) to

$$i \frac{\partial}{\partial t} P_{\alpha p;ml}^{(2n,+)}(t) = - \frac{i}{2} \sum_{\alpha' j} \Gamma_{\alpha' m j} P_{\alpha p;jl}^{(2n-2,+)}(t) + \sum_j h_{mj} P_{\alpha p;jl}^{(2n,+)}(t) - \chi_{\alpha p}^+ P_{\alpha p;mi}^{(2n,+)}(t) \quad (52)$$

with $n \geq 2$ yields the correct equation of motion for $P_{\alpha p;ml}^{(+)}$. By comparing with Eq. (48) the current is given by

$$J_\alpha(t) = 2e \text{Re} \sum_m \left\{ \frac{1}{4} \sum_l (\bar{\sigma}_{ml}(t) - \sigma_{ml}(t)) \Gamma_{\alpha,lm} - \sum_p P_{\alpha p;mm}^{(+)}(t) \right\}. \quad (53)$$

This expression is identical to the respective result obtained from the NEGF formalism, cf. appendix B.

B. Interacting electrons

Inspecting Eq. (43), which led to Eq. (50) in the first place, one is inclined to conclude that for arbitrary order $n \geq 2$ one has to use a modified EOM,

$$\begin{aligned} i \frac{\partial}{\partial t} \Pi_{\mathbf{a}p}^{(2n)}(t) = & -\frac{i}{4} \sum_{\mathbf{c}\mathbf{d}} \Gamma_{\mathbf{c}\mathbf{d}} \left[S_{\mathbf{c}}, \left[S_{\mathbf{d}}, \Pi_{\mathbf{a}p}^{(2n-2)}(t) \right]_+ \right]_+ \\ & + \left[H_S(t), \Pi_{\mathbf{a}p}^{(2n)}(t) \right]_- - \chi_{\mathbf{a}p} \Pi_{\mathbf{a}p}^{(2n)}(t) \\ & + i \sum_q \left[S_{\mathbf{c}}, \Phi_{\mathbf{a}cpq}^{(2n)}(t) \right]_+ . \end{aligned} \quad (54)$$

This equation generalizes Eq. (43) and leads to the correct form given by Eq. (52). Therefore, this generalized EOM yields the exact dynamics for vanishing electron-electron interactions.

For a rigorous derivation one has to sum all higher-order cumulants. Instead of explicitly summing all higher-order cumulants in Eqs. (10) and (20) we use the hierarchy of equations of motion for the ADOs derived elsewhere [28]. Since we are interested in the WBL we have to modify the equations given therein. In particular the term containing the δ -function in the expansion for the correlation functions given in Eqs. (30) leads to a substantial simplification. The equation of motion for the reduced density matrix is almost identical to Eq. (25),

$$i \frac{\partial}{\partial t} \sigma(t) = [H_S(t), \sigma(t)]_- - i \sum_{\mathbf{a}} \left[S_{\mathbf{a}}, \tilde{\Pi}_{\mathbf{a}}(t) \right]_- . \quad (55)$$

The new operators $\tilde{\Pi}_{\mathbf{a}}$ involve all orders $\Pi^{(2n)}$. Using the expansion of the correlation functions given in Eqs. (30) we obtain the following expansion

$$\begin{aligned} \tilde{\Pi}_{\mathbf{a}}(t) &= \sum_{n=1}^{\infty} \Pi_{\mathbf{a}}^{(2n)}(t) \\ &= \sum_{\mathbf{b}} \frac{1}{4} \Gamma_{\mathbf{a}\mathbf{b}} [S_{\mathbf{b}}, \sigma(t)]_- - \sum_p \tilde{\Pi}_{\mathbf{a}p}(t) . \end{aligned} \quad (56)$$

which reminds of Eq. (33). The electric current is then calculated from the single-electron ADOs only [28]

$$J_{\alpha}(t) = 2e \operatorname{Re} \sum_m \operatorname{Tr}_S \left[c_m \tilde{\Pi}_{\alpha m}^+(t) \right] , \quad (57)$$

which resembles Eq. (20).

The first level of the hierarchy is given by the EOM for the auxiliary operator $\tilde{\Pi}_{\mathbf{a}p}$, which describes the single-electron partial ADO with one reservoir excitation de-

noted by auxiliary mode p . Its equation of motion reads

$$\begin{aligned} i \frac{\partial}{\partial t} \tilde{\Pi}_{\mathbf{a}p}(t) = & - \sum_{\mathbf{b}} \frac{1}{\beta} \Gamma_{\mathbf{a}\mathbf{b}} [S_{\mathbf{b}}, \sigma(t)]_+ \\ & + \left[H_S(t), \tilde{\Pi}_{\mathbf{a}p}(t) \right]_- - \chi_{\mathbf{a}p} \tilde{\Pi}_{\mathbf{a}p}(t) \\ & - i \sum_{\mathbf{c}\mathbf{d}} \frac{1}{4} \Gamma_{\mathbf{c}\mathbf{d}} \left[S_{\mathbf{c}}, \left[S_{\mathbf{d}}, \tilde{\Pi}_{\mathbf{a}p}(t) \right]_+ \right]_+ \\ & + i \sum_{\mathbf{c}q} \left[S_{\mathbf{c}}, \tilde{\Pi}_{\mathbf{a}cpq}(t) \right]_+ , \end{aligned} \quad (58)$$

where we recognize the structure of Eqs. (34) and (43). Obviously, Eq. (58) contains couplings to the 0th and 2nd level of the hierarchy, which are given by the first and the last term, respectively. The operator $\tilde{\Pi}_{\mathbf{a}cpq} = \sum_{n=2}^{\infty} \Phi_{\mathbf{a}cpq}^{(2n)}$ surmounts all contributions with two auxiliary modes. The second level of the hierarchy is then given by the EOM for $\tilde{\Pi}_{\mathbf{a}cpq}$. In order to truncate the hierarchy, we set $\tilde{\Pi}_{\mathbf{a}cpq} = 0$, which does not influence the results for non-interacting electrons (see Eq. (50)). This Ansatz is not unique, however, it is very convenient since it preserves the linearity of the EOMs. The differential equations (55), (58) and the expansion (56) provide a closed description of the evolution of the reduced density operator. These equations will be denoted as *effective quantum master equations* in the following. As it was shown above, these equations are sufficient to calculate single-particle quantities like the electron current for vanishing electron-electron interactions. This is true for non-interacting electrons, but also for a very large interaction strength, where only one electron can enter in the system. In contrast to the finite order equations (second and fourth order QMEs), the effective QME consistently treats the broadening of the electronic levels due to back-action of the electron reservoirs on the system, which is also included in the NEGF formalism. The correct handling of the level-broadening is a necessary ingredient for the description of electron transport as we will show in the next section for a specific example.

V. NUMERICAL RESULTS: DOUBLE QUANTUM DOT

In this section we will implement the propagation schemes developed in the previous sections. In particular, we will investigate the influence of higher-order terms in the QME and compare the results with other methods. To this end we consider a double quantum dot (DQD) system, where the two dots are coupled in series and each dot is connected to an electron reservoir. Over the past years this system has become a paradigm for electron transport through a nontrivial quantum system [30, 46, 48]. Moreover, the advent of explicitly time-resolved experiments, such as coherent control investigations [7, 9], allows to test the suggested theories.

A. Setup

In following we will consider only spinless electrons, which simplifies the calculations to some extent, but is not mandatory otherwise. The Hamiltonian of the reservoirs and the coupling of the DQD to the reservoirs is given in Eqs. (4) and (5). The Hamiltonian describing the DQD is explicitly given by

$$H_S = \varepsilon c_\ell^\dagger c_\ell - \varepsilon c_r^\dagger c_r + V(c_\ell^\dagger c_r + c_r^\dagger c_\ell) + U c_\ell^\dagger c_\ell c_r^\dagger c_r, \quad (59)$$

where the localized states of the left and right dot are denoted by “ ℓ ” and “ r ”, respectively. The first three terms in Eq. (59) describe an effective two-level system, which is characterized by the interdot tunnel coupling V and energies $+\varepsilon$ and $-\varepsilon$, respectively. The interdot Coulomb repulsion-strength is denoted by U . The eigenenergies of the Hamiltonian (59) are

$$E_0 = 0, \quad E_1^\pm = \pm \sqrt{\varepsilon^2 + V^2}, \quad E_2 = U. \quad (60)$$

These energies correspond to configurations with zero (E_0), one (E_1^\pm) and two (E_2) electrons in the DQD, respectively.

Since the two dots are coupled in series the level-width functions in the WBL contain one non-zero element,

$$\Gamma_L = \begin{pmatrix} \Gamma/2 & 0 \\ 0 & 0 \end{pmatrix}, \quad \Gamma_R = \begin{pmatrix} 0 & 0 \\ 0 & \Gamma/2 \end{pmatrix}.$$

Here, we have assumed a symmetric coupling of the left and right dot to their respective reservoir. Following Ref. [26] we assume a symmetric voltage drop across the system, $\mu_L = -\mu_R = V_{\text{bias}}/2$ und $\varepsilon = \Gamma/2$.

The QMEs are conveniently represented using the occupation number basis consisting of four states: $|0\rangle, |\ell\rangle, |r\rangle$ and $|2\rangle$. Consequently, all operators become 4×4 matrices. The matrix equations resulting from the equations of motion are propagated using a fourth order Runge-Kutta scheme [49]. The number of auxiliary modes is $N_F = 120$. In all cases we start the simulation by suddenly coupling the initially empty DQD to the reservoirs at $t = 0$. The temperature of the electrons in the reservoirs is set to $T = 0.1\Gamma/k_B$.

We consider the second and fourth order QMEs, hereafter referred to as QME2 and QME4, given by Eqs. (25), (34) and (43), where for the latter we set $\Phi_{ac,pq}^{(4)} = 0$. The QME resulting from the hierarchy will be denoted as effective QME (QMEe). We will also present results for the NEGF method and the Markovian QME, which are explained in App. B and C, respectively.

B. Stationary Current

Before turning to the transient behavior of the different QMEs we will address the stationary current as a

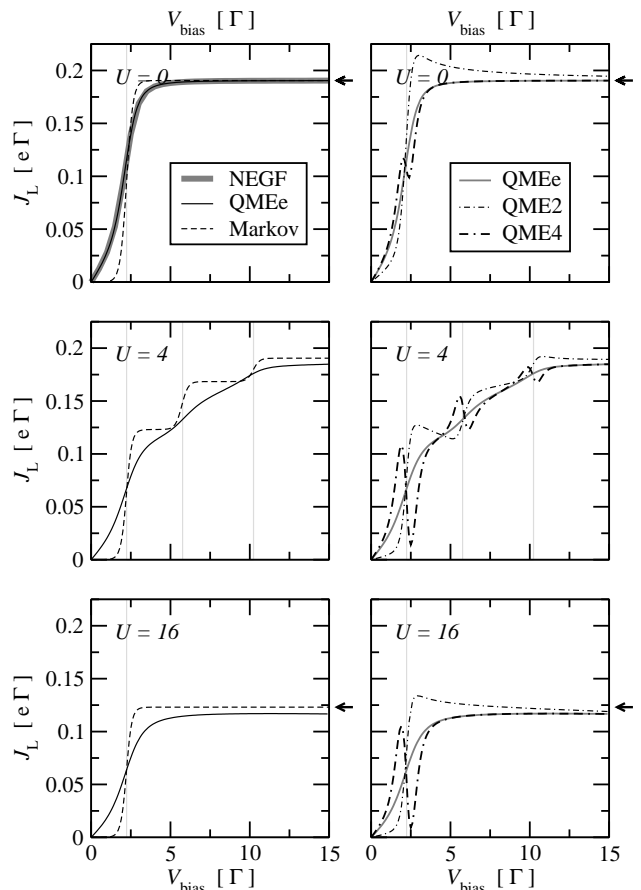


FIG. 1: Stationary current J_L vs bias voltage V_{bias} for different values of the Coulomb repulsion U . Left panel: results obtained from the effective and the Markovian QME. Right panel: results obtained using the second order and fourth order QME and the effective QME. Vertical lines indicate the transition energies. Arrows show the values obtained independently in the large-bias limit [50, 51].

function of the bias voltage. To this end we propagate all QMEs as described in the previous section up to a final time $t = 60\Gamma^{-1}$.

Figure 1 shows the stationary current for different values of U . The left column provides a comparison of the effective QME with the Markovian QME. For $U = 0$ we also show exact results using the NEGF formalism [35] and the large-bias limit [50, 51]. The right column gives a comparison of QMEe with the second and fourth order counterparts.

The current displays a single ($U = 0, 16\Gamma$) or multiple step behavior ($U = 4\Gamma$), which is monotonic for the effective and Markovian QME, but non-monotonic for the second and fourth order order calculations. The position of the steps is best understood in terms of the eigenenergies (60) of the system Hamiltonian and the allowed transitions between them. Transitions are only allowed by changing the electron number by one, i.e. either $0 \leftrightarrow 1^\pm$ or $1^\pm \leftrightarrow 2$. The steps in Fig. 1 occur, when a new transition energy, $E_{AB} = E_A - E_B$, becomes accessible within

the transport window $\{\mu_L, \mu_R\} = \{V_{\text{bias}}/2, -V_{\text{bias}}/2\}$. Therefore, a step in the current-voltage curve is expected for $V_{\text{bias}}/2 = \pm E_{AB}$. The transition energies are given in Tab. I and the respective voltages are indicated in Fig. 1 by vertical lines. Due to the symmetry of the setup only up to three transitions are visible in Fig. 1.

The Markovian results show clear steps for all values of U . The width of the rising edges is of the order $k_B T$. In contrast to that, the effective QME yields much broader steps. This is a result of the broadening of the energy levels due to the coupling to the reservoirs, which is not present in the second order description underlying the Markovian approximation. In the present case the coupling strength to the reservoirs is larger than the temperature, $\Gamma/2 > k_B T$, and thus the rising of the step is mainly determined by the tunnel coupling. For a sufficiently large bias voltage all energy levels are within the transport window regardless of being broadened or not. In this limit both methods yield the same results, i.e. the Markovian approximation is sufficient. This is readily seen in Fig. 1. The small deviations for finite U might be attributed to neglecting the contributions of the two-electron ADOs.

The second and fourth order calculations show prominent features at the transition energies, which are not expected within the usual picture of sharp energy levels. Figure 2 shows the deviations of the QME2 and QME4 results from the effective QME calculations for $U = 4\Gamma$. The behavior close to the transition energy is similar for both QMEs. This behavior may be traced back to an energy renormalization which is determined by the imaginary part of the unilaterally Fourier transformed correlation functions [46, 52],

$$C_{\text{ab}}(\omega) = \int_0^{\infty} dt' C_{\text{ab}}(t') \exp[\pm i\omega t']. \quad (61)$$

In Fig. 2 the behavior of $C_L^{(+-)}$ is exemplarily shown as a function of the bias voltage. One observes pronounced features at the transition energies. In the context of non-Markovian dynamics this can be related to the Lamb-Shift Hamiltonian, which may lead to deviations from the canonical stationary state [53]. Explicit time propa-

	E_{AB}		
	$0 \rightarrow 1^{\pm}$	$1^- \rightarrow 2$	$1^+ \rightarrow 2$
$U = 0$	± 1.118	1.118	-1.118
$U = 4$	± 1.118	5.118	2.882
$U = 16$	± 1.118	17.118	14.882
$U = \infty$	± 1.118	∞	∞

TABLE I: Transition energies for allowed transitions. The energies are calculated by using Eqs. (60) with $\varepsilon = \Gamma/2$ and $V = \Gamma$.

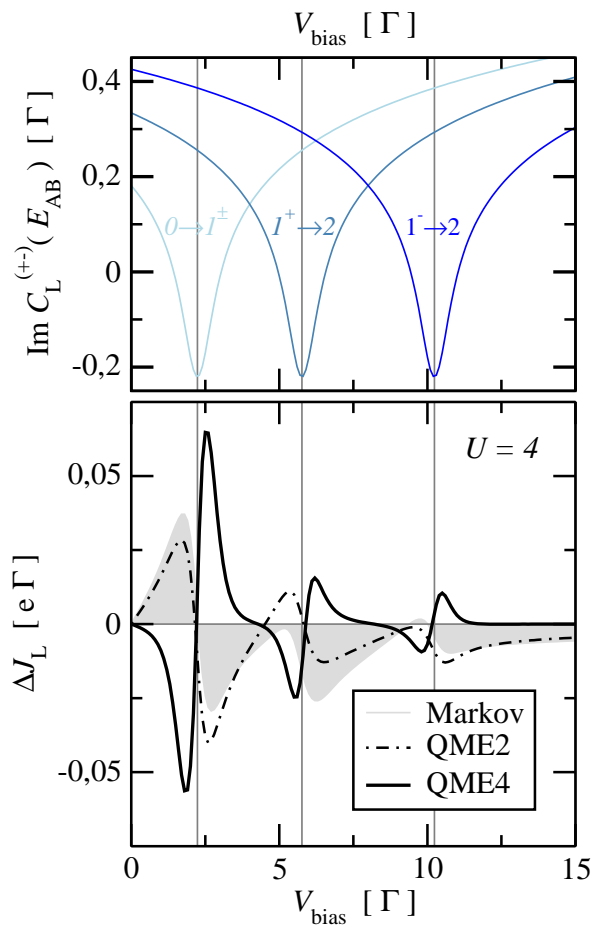


FIG. 2: Upper graph: Laplace transform of the reservoir correlation function $C_L^{(+-)}$ according to Eq. (61). Lower graph: Stationary current J_L vs bias voltage V_{bias} for Coulomb repulsion $U = 4\Gamma$. Curves show the difference with respect to the effective QME results. Vertical lines indicate the transition energies. Deviations for the Markovian QME are indicated by the gray-shaded areas.

gation schemes intrinsically account for the renormalization, which has been discussed in the context of bosonic reservoirs [32]. The non-monotonic behavior observed in the present case indicates the breakdown of the cumulant expansion with a finite number of terms, which is seen to be valid for couplings smaller than the temperature $\Gamma \ll k_B T$ [46].

C. Sudden Switching

The strength of the formalism given in Sec. III B lies in the ability to study transient responses of the system. Here we consider the time-resolved occupation and current after suddenly coupling the initially empty DQD to the reservoirs. Figure 3 shows the results obtained from the different QMEs for non-interacting electrons at $V_{\text{bias}} = 3\Gamma$. In all cases one observes an initial transient response to the sudden coupling and the eventual

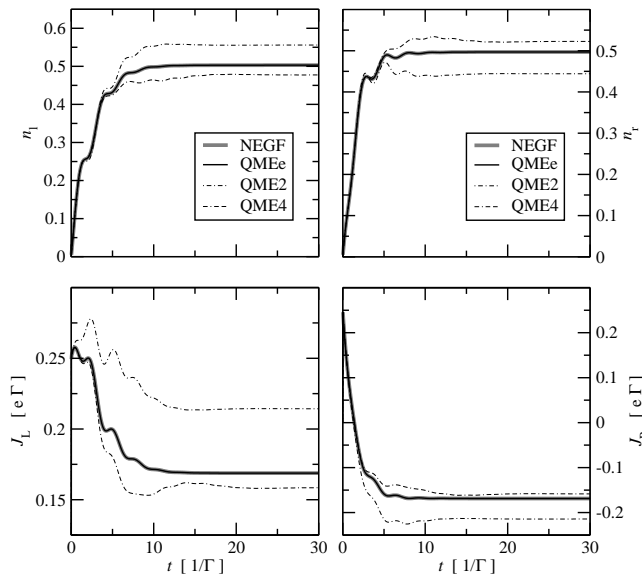


FIG. 3: Time-resolved occupations $n_{\ell,r}$ and currents $J_{L,R}$ for $U = 0$. At $t = 0$ the initially empty DQD is suddenly coupled to the reservoirs. Left (right) panel shows occupation of the left (right) dot and the current through the left (right) barrier, respectively. The bias voltage is $V_{\text{bias}} = 3\Gamma$.

attainment of a stationary state, which was discussed in the previous section. Comparing the QME results to the exact NEGF calculations one observes that the effective QME indeed yields the correct dynamics in accordance with Sec. IV A. In contrast, the second and fourth order calculations reveal substantial deviations from the exact results. In particular, we observe a slower damping of the oscillations, which is expected since the additional term in the effective QME provides a damping for the ADO. This term is not present in the second order case and only partially accounted for in the fourth order case. The deviations in the long-time limit correspond to the discussion for the stationary case.

Going to larger bias voltages one finds that these deviations vanish and eventually the Markovian result is obtained. This is illustrated in Fig. 4. The difference between the Markovian approximation and the other methods for $t \rightarrow 0$ are due to the lack of memory in the Markovian approach. This behavior complements the discussion of the large bias limit in the previous section.

VI. SUMMARY

We have developed a propagation scheme for the reduced density matrix by means of a time-nonlocal QME. Hereby, we obtained expressions for the memory kernel up to the fourth order, which has not been discussed before. In order to get a viable numerical scheme we introduced auxiliary density operators. An expansion of these operators in terms of auxiliary modes, given by a partial fraction decomposition of the Fermi function [33],

yields a set of coupled differential equations that can be solved using standard methods. To investigate the validity of the fourth-order equations we considered the particular case of noninteracting electrons. A comparison with exact results for the electric current obtained from an NEGF formalism [22] showed that the fourth-order description is not complete. Based on this analysis we proposed equations of motion for higher-order auxiliary density operators, which leads to the correct dynamics of single-particle observables. Interestingly, these equations only involve quantities with one auxiliary mode, which is interpreted as a single excitation in the reservoirs. The consistent treatment of this excitation up to all orders in the tunnel coupling with the contacts leads to a broadening of the energy levels, which is essential for a complete description of the dynamics. Further, we compared the proposed effective QME with the results of a path-integral approach [28] and found that the QME corresponds to the first level of the hierarchy.

Finally, we showed and discussed the results of the propagation scheme for the specific example of a double quantum dot. Hereby, we verified that the effective QME with a single auxiliary mode is in agreement with NEGF results for noninteracting electrons. For a finite interaction strength we observed the appearance of unexpected structures in the current-voltage curve for the second and fourth-order calculations. These findings indicate the breakdown of the finite-order expansions for strong tunnel coupling.

In total, the combination of auxiliary density operators and the auxiliary mode expansion yields an efficient method which allows for a numerical description of time-resolved electron transport. As we have shown, the inclusion of higher-order terms is a necessary ingredient for

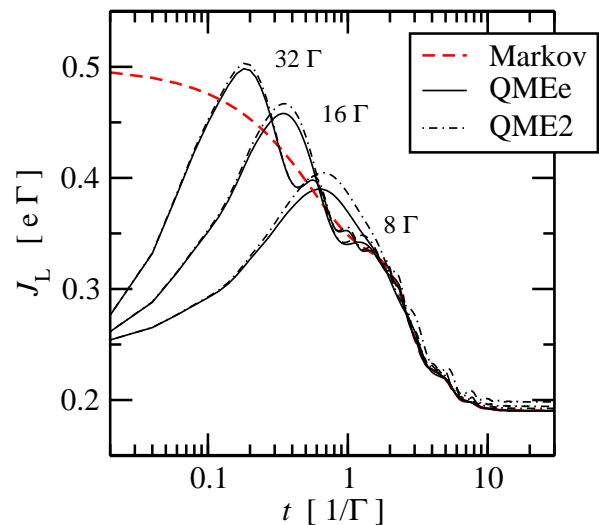


FIG. 4: Time-resolved current $J_L(t)$ through left barrier for $U = 0$ and different bias voltages $V_{\text{bias}} = 8\Gamma, 16\Gamma$ and 32Γ . At $t = 0$ the initially empty DQD is suddenly coupled to the reservoirs.

problems involving strong tunnel couplings or low temperatures. This opens the possibility to study the response of complex systems to time-dependent drivings

and to investigate realistic schemes for coherent manipulation of nano-devices.

Appendix A: Fourth Order Partial Cumulant

The partial cumulants may be defined in terms of a recursion relation [37, 54],

$$\langle \mathcal{L}(t) \dots \mathcal{L}(\tau_n) \dots \mathcal{L}(\tau) \rangle_{\text{pc}} = \sum' (-1)^{(g-1)} \langle \mathcal{L}(t) \dots \rangle \langle \mathcal{L}(\tau_n) \dots \rangle \langle \dots \mathcal{L}(\tau) \rangle, \quad (\text{A1})$$

where the sum is over all partitions and g is the number of partitions in the term. The partitions are such that the time-ordering $t \geq \dots \geq \tau_n \geq \dots \geq \tau$ is preserved. Taking $\langle \mathcal{L}(t) \rangle = 0$ the fourth order partial cumulant is

$$\langle \mathcal{L}(t) \mathcal{L}(\tau_1) \mathcal{L}(\tau_2) \mathcal{L}(\tau) \rangle_{\text{pc}} = \langle \mathcal{L}(t) \mathcal{L}(\tau_1) \mathcal{L}(\tau_2) \mathcal{L}(\tau) \rangle - \langle \mathcal{L}(t) \mathcal{L}(\tau_1) \rangle \langle \mathcal{L}(\tau_2) \mathcal{L}(\tau) \rangle, \quad (\text{A2})$$

where the two-point correlation operators are given by (13). The four-point correlation operators can be expressed in system and bath operators, by expanding the commutators and taking the partial trace,

$$\langle \mathcal{L}(t) \mathcal{L}(\tau_1) \mathcal{L}(\tau_2) \mathcal{L}(\tau) \rangle \bullet = \left[S(t), S(\tau_1) \mathcal{F} \bullet - \tilde{\mathcal{F}} \bullet S(\tau_1) \right]_{-}, \quad (\text{A3})$$

with

$$\begin{aligned} \mathcal{F} \bullet &= \langle B(t) B(\tau_1) B(\tau_2) B(\tau) \rangle S(\tau_2) S(\tau) \bullet - \langle B(\tau) B(t) B(\tau_1) B(\tau_2) \rangle S(\tau_2) \bullet S(\tau) \\ &\quad - \langle B(\tau_2) B(t) B(\tau_1) B(\tau) \rangle S(\tau) \bullet S(\tau_2) + \langle B(\tau) B(\tau_2) B(t) B(\tau_1) \rangle \bullet S(\tau) S(\tau_2) \end{aligned} \quad (\text{A4a})$$

$$\begin{aligned} \tilde{\mathcal{F}} \bullet &= \langle B(\tau_1) B(t) B(\tau_2) B(\tau) \rangle S(\tau_2) S(\tau) \bullet - \langle B(\tau) B(\tau_1) B(t) B(\tau_2) \rangle S(\tau_2) \bullet S(\tau) \\ &\quad - \langle B(\tau_2) B(\tau_1) B(t) B(\tau) \rangle S(\tau) \bullet S(\tau_2) + \langle B(\tau) B(\tau_2) B(\tau_1) B(t) \rangle \bullet S(\tau) S(\tau_2) \end{aligned} \quad (\text{A4b})$$

For self-adjoint reservoir operators B in the expression above one finds $\tilde{\mathcal{F}} = \mathcal{F}^\dagger$ (see also [55], where a derivation was given for bosonic operators).

For the case of non-interacting electrons in the reservoir with an initial thermal state, we can further simplify the four-point correlation functions using the fermion version of Wick's theorem [56, appendix 3],

$$\langle B(t) B(\tau_1) B(\tau_2) B(\tau) \rangle = \langle B(t) B(\tau_1) \rangle \langle B(\tau_2) B(\tau) \rangle - \langle B(t) B(\tau_2) \rangle \langle B(\tau_1) B(\tau) \rangle + \langle B(t) B(\tau) \rangle \langle B(\tau_1) B(\tau_2) \rangle. \quad (\text{A5})$$

Using the correlation super-operators (16) and Eqs. (A4) and (A5) one gets

$$\begin{aligned} \langle \mathcal{L}(t) \mathcal{L}(\tau_1) \mathcal{L}(\tau_2) \mathcal{L}(\tau) \rangle \bullet &= [S(t), \mathcal{C}(t, \tau_1) [S(\tau_2), \mathcal{C}(\tau_2, \tau) \bullet]_{-}]_{-} \\ &\quad + [S(t), [S(\tau_1), (\mathcal{A}(\tau_1, \tau_2) \mathcal{C}(t, \tau) - \mathcal{A}(t, \tau_2) \mathcal{C}(\tau_1, \tau)) \bullet]_{+}]_{-}. \end{aligned} \quad (\text{A6})$$

Moreover, with the definition of the correlation super-operators, (13) and (16), one finds

$$\langle \mathcal{L}(t) \mathcal{L}(\tau_1) \rangle \langle \mathcal{L}(\tau_2) \mathcal{L}(\tau) \rangle \bullet = [S(t), \mathcal{C}(t, \tau_1) [S(\tau_2), \mathcal{C}(\tau_2, \tau) \bullet]_{-}]_{-}. \quad (\text{A7})$$

Therefore the fourth order partial cumulant is given by (A6) without the first line, which is canceled by the expression above. This result was used in Eq. (17) for the fourth order memory kernel.

Appendix B: Non-Equilibrium Green Functions (NEGF)

The description of electron transport by means of non-equilibrium Green functions has been widely used [57] since its first formulation [35]. Here, we summarize the main equations in a form, which differs slightly from the usual one, in order to facilitate comparison with the QME

approach of Sect. IV. For a more detailed derivation see Ref. [22].

The current J_α through the barrier connecting lead α and the system is given by

$$J_\alpha(t) = 2e \text{Re Tr} \{ \mathbf{\Pi}_\alpha(t) \}. \quad (\text{B1})$$

with current matrices

$$\mathbf{\Pi}_\alpha(t) = \int_{-\infty}^t dt_1 [\mathbf{G}^>(t, t_1)\mathbf{\Sigma}_\alpha^<(t_1, t) - \mathbf{G}^<(t, t_1)\mathbf{\Sigma}_\alpha^>(t_1, t)] , \quad (\text{B2})$$

describing the flow of electrons from the reservoir into the system and vice versa.

By means of the Keldysh equation [57] for $\mathbf{G}^>$ and Dyson-type equations [57] for \mathbf{G}^a and \mathbf{G}^r , respectively, one obtains as equation of motion for the density matrix $\sigma(t) \equiv -i\mathbf{G}^<(t, t)$

$$i\frac{\partial}{\partial t}\sigma(t) = [\mathbf{h}(t), \sigma(t)]_- + i\sum_{\alpha} \left\{ \mathbf{\Pi}_\alpha(t) + \mathbf{\Pi}_\alpha^\dagger(t) \right\} , \quad (\text{B3})$$

which resembles the structure of a QME.

In order to obtain the time evolution of the current matrices $\mathbf{\Pi}_\alpha$ one can write the self energies

$$\Sigma_\alpha^<(t_1, t) = +i\mathbf{C}_\alpha^{(+)}(t, t_1) \quad (\text{B4a})$$

$$\Sigma_\alpha^>(t_1, t) = -i\mathbf{C}_\alpha^{(-)}(t_1, t) \quad (\text{B4b})$$

in full analogy to the correlation functions (30) as a finite sum

$$\Sigma_\alpha^{<, >}(t_1, t) = \pm \frac{i}{2}\Gamma_\alpha(t_1, t)\delta(t-t_1) \mp i\sum_{p=1}^{N_F} \mathbf{C}_{\mathbf{ab}, p}(t_1, t) \quad (\text{B5})$$

with $\Sigma_{\alpha p}(t_1, t) = i\mathbf{C}_{\alpha p}(t_1, t)$. Using these expansions in the definition of the current matrices, cf. Eq. (B1), one obtains

$$\mathbf{\Pi}_\alpha(t) = \frac{1}{4}\Gamma_\alpha(t, t) - \frac{1}{2}\sigma(t)\Gamma_\alpha(t, t) - \sum_p \mathbf{\Pi}_{\alpha p}(t) , \quad (\text{B6})$$

which defines auxiliary current matrices $\mathbf{\Pi}_{\alpha p}$. Using Eqs. (30) the equations of motion for $\mathbf{\Pi}_{\alpha p}$ read

$$i\frac{\partial}{\partial t}\mathbf{\Pi}_{\alpha p}(t) = \Sigma_{\alpha p}(t, t) + \left(\mathbf{h}(t) - \chi_p^\pm \mathbf{1} - \frac{i}{2}\Gamma(t, t) \right) \mathbf{\Pi}_{\alpha p}(t) . \quad (\text{B7})$$

Appendix C: Markov approximation

Since there tends to be some confusion about the precise meaning of the Markov approximation we give in the following the definitions used in the present work. Starting with the second order QME, cf. Eqs. (21) and (22), we first substitute $\sigma(\tau)$ by $U_S^\dagger(t-\tau)\sigma(t)$. This renders the QME local in time and the same equation could have been obtained directly from the Tokuyama-Mori approach [58]. Next we set the initial time $t_0 = -\infty$ and also set $t-\tau = t'$ in the integral. The resulting QME reads

$$i\frac{\partial}{\partial t}\sigma(t) = [H_S, \sigma(t)]_- - i\mathcal{R}\sigma(t) \quad (\text{C1})$$

with the usual Redfield super-operator (e.g. see [36])

$$\mathcal{R}\bullet = \sum_{\mathbf{ab}} \int_0^\infty dt' [S_{\mathbf{a}}, C_{\mathbf{ab}}(t')S_{\mathbf{b}}(-t')\bullet - \bullet S_{\mathbf{b}}(-t')C_{\mathbf{ba}}(-t')]_- \quad (\text{C2})$$

and $S_{\mathbf{b}}(-t') = U_S(t')S_{\mathbf{b}}$. Further, using the eigenbasis of H_S one has to evaluate the Laplace transform $C_{\mathbf{ab}}(E_{AB})$ of the reservoir correlation functions (cf. Eq. (61)), which can be done analytically for the WBL. The final step yielding the Markov approximation consists in neglecting the imaginary part of the integral.

-
- [1] M. A. Reed, C. Zhou, C. J. Muller, T. P. Burgin, and J. M. Tour, *Science* **278**, 252 (1997).
- [2] R. H. M. Smit, Y. Noat, C. Untiedt, N. D. Lang, M. C. van Hemert, and J. M. van Ruitenbeek, *Nature* **419**, 906 (2002).
- [3] L. P. Kouwenhoven, C. M. Marcus, P. L. McEuen, S. Tarucha, R. M. Westervelt, and N. S. Wingreen, in *Mesoscopic electron transport*, Vol. 345 of *NATO Science Series E*, edited by L. L. Sohn, L. P. Kouwenhoven, and G. Schön (Kluwer Academic Publishers, Dodrecht, 1997), p. 105.
- [4] L. P. Kouwenhoven, D. G. Austing, and S. Tarucha, *Rep. Prog. Phys.* **64**, 701 (2001).
- [5] S. Svanberg, *Atomic and molecular spectroscopy: Basic aspects and practical applications* (Springer, Berlin, 2004).
- [6] R. Hanson, B. Witkamp, L. M. K. Vandersypen, L. H. W. van Beveren, J. M. Elzerman, and L. P. Kouwenhoven, *Phys. Rev. Lett.* **91**, 196802 (2003).
- [7] T. Fujisawa, T. Hayashi, and S. Sasaki, *Rep. Prog. Phys.* **69**, 759 (2006).
- [8] J. R. Petta, A. C. Johnson, J. M. Taylor, E. A. Laird, A. Yacoby, M. D. Lukin, C. M. Marcus, M. P. Hanson, and A. C. Gossard, *Science* **309**, 2180 (2005).
- [9] T. Hayashi, T. Fujisawa, H. D. Cheong, Y. H. Jeong, and Y. Hirayama, *Phys. Rev. Lett.* **91**, 226804 (2003).
- [10] F. H. L. Koppens, C. Buizert, K. J. Tielrooij, I. T. Vink, K. C. Nowack, T. Meunier, L. P. Kouwenhoven, and L. M. K. Vandersypen, *Nature* **442**, 766 (2006).
- [11] G. Shinkai, T. Hayashi, T. Ota, and T. Fujisawa, *Phys. Rev. Lett.* **103**, 056802 (2009).
- [12] K. D. Petersson, J. R. Petta, H. Lu, and A. C. Gossard,

- Phys. Rev. Lett. **105**, 246804 (2010).
- [13] D. Harbusch, S. Manus, H. P. Tranitz, W. Wegscheider, and S. Ludwig, Phys. Rev. B **82**, 195310 (2010).
- [14] D. Loss and D. P. DiVincenzo, Phys. Rev. A **57**, 120 (1998).
- [15] A.-P. Jauho, N. S. Wingreen, and Y. Meir, Phys. Rev. B **50**, 5528 (1994).
- [16] S. Kurth and G. Stefanucci and C.-O. Almbladh and A. Rubio and E. K. U. Gross, Phys. Rev. B **72**, 035308 (2005).
- [17] Y. Zhu, J. Maciejko, T. Ji, H. Guo, and J. Wang, Phys. Rev. B **71**, 075317 (2005).
- [18] D. Hou and Y. He and X. Liu and J. Kang and J. Chen and R. Han, Physica E **31**, 191 (2006).
- [19] V. Moldoveanu, V. Gudmundsson, and A. Manolescu, Phys. Rev. B **76**, 085330 (2007).
- [20] G. Stefanucci, E. Perfetto, and M. Cini, Phys. Rev. B **78**, 075425 (2008).
- [21] P. Myöhänen, A. Stan, G. Stefanucci, and R. van Leeuwen, Phys. Rev. B **80**, 115107 (2009).
- [22] A. Croy and U. Saalman, Phys. Rev. B **80**, 245311 (2009).
- [23] C. Bruder and H. Schoeller, Phys. Rev. Lett. **72**, 1076 (1994).
- [24] J. Lehmann, S. Kohler, P. Hänggi, and A. Nitzan, Phys. Rev. Lett. **88**, 228305 (2002).
- [25] I. V. Ovchinnikov and D. Neuhauser, J. Chem. Phys. **122**, 024707 (2004).
- [26] J. N. Pedersen and A. Wacker, Phys. Rev. B **72**, 195330 (2005).
- [27] S. Welack, M. Schreiber, and U. Kleinekathöfer, J. Chem. Phys. **124**, 044712 (2006).
- [28] J. Jin, X. Zheng, and Y. Yan, J. Chem. Phys. **128**, 234703 (2008).
- [29] V. Moldoveanu, A. Manolescu, and V. Gudmundsson, New J. Phys. **11**, 073019 (2009).
- [30] A. Croy and U. Saalman, [arxiv.org 1012.3537](https://arxiv.org/abs/1012.3537) (2010).
- [31] H.-P. Breuer and F. Petruccione, *The Theory of Open Quantum Systems* (Oxford University Press, USA, 2002), p. 648.
- [32] U. Kleinekathöfer, J. Chem. Phys. **121**, 2505 (2004).
- [33] A. Croy and U. Saalman, Phys. Rev. B **80**, 073102 (2009); Phys. Rev. B **82**, 159904 (2010).
- [34] C. Caroli, R. Combescot, P. Nozieres, and D. Saint-James, J. Phys. C **4**, 916 (1971); **4** 2598 (1971).
- [35] N. S. Wingreen, A.-P. Jauho, and Y. Meir, Phys. Rev. B **48**, 8487 (1993).
- [36] V. May and O. Kühn, *Charge and Energy Transfer Dynamics in Molecular Systems* (Wiley-VCH, Berlin, 2000).
- [37] R. H. Terwiel, Physica **74**, 248 (1974).
- [38] H. Mori, Prog. Theor. Phys. **33**, 423 (1965).
- [39] S. Nakajima, Prog. Theor. Phys. **20**, 948 (1958).
- [40] R. Zwanzig, J. Chem. Phys. **33**, 1338 (1960).
- [41] C. Timm, Phys. Rev. B **77**, 195416 (2008).
- [42] H. Schoeller and G. Schön, Phys. Rev. B **50**, 18436 (1994).
- [43] A. Croy, Ph.D. thesis, Technische Universität Dresden (2010).
- [44] C. Meier and D. J. Tannor, J. Chem. Phys. **111**, 3365 (1999).
- [45] G. D. Mahan, *Many Particle Physics*, 2nd ed. (Plenum, New York, 1990).
- [46] J. N. Pedersen, B. Lassen, A. Wacker, and M. H. Hettler, Phys. Rev. B **75**, 235314 (2007).
- [47] M. Esposito and M. Galperin, Phys. Rev. B **79**, 205303 (2009).
- [48] G. Schaller, G. Kießlich, and T. Brandes, Phys. Rev. B **80**, 245107 (2009).
- [49] W. H. Press, B. P. Flannery, S. A. Teukolsky, and W. T. Vetterling, *Numerical Recipes in C: The Art of Scientific Computing*, 2nd ed. (Cambridge University Press, Cambridge, 1992), p. 994.
- [50] T. H. Stoof and Y. V. Nazarov, Phys. Rev. B **53**, 1050 (1996).
- [51] S. A. Gurvitz and Y. S. Prager, Phys. Rev. B **53**, 15932 (1996).
- [52] B. Wunsch, M. Braun, J. König, and D. Pfannkuche, Phys. Rev. B **72**, 205319 (2005).
- [53] E. Geva, E. Rosenman, and D. Tannor, J. Chem. Phys. **113**, 1380 (2000).
- [54] F. Shibata and T. Arimitsu, J. Phys. Soc. Jpn. **49**, 891 (1980).
- [55] S. Jang, J. Cao, and R. J. Silbey, J. Chem. Phys. **116**, 2705 (2002).
- [56] G. F. Giuliani and G. Vignale, *Quantum Theory of the Electron Liquid* (Cambridge University Press, Cambridge, 2005).
- [57] H. Haug and A.-P. Jauho, *Quantum Kinetics in Transport and Optics of Semiconductors*, 2nd revised ed. (Springer, Berlin, 2007).
- [58] M. Tokuyama and H. Mori, Prog. Theor. Phys. **55**, 411 (1976).
- [59] Taking projection operator $\mathcal{P}\bullet = \rho_B \text{Tr}_R \bullet$ and its complement \mathcal{Q} , inserting $\mathbf{1} = \mathcal{P} + \mathcal{Q}$ between $B_{al}^\dagger(t)c_l(t)$ and $\rho(t)$, and using the formal solution for $\mathcal{Q}\rho(t)$ directly leads to the expression given in Eq. (20). See also Ref. [43].