

# Activity of five WZ Sge-type systems in a few years after their outbursts

E. Pavlenko\*, O. Antoniuk\*, K. Antoniuk\*, M. Andreev<sup>†</sup>, D. Samsonov\*,  
A. Baklanov\* and A. Golovin\*\*

*\*Crimean Astrophysical Observatory, Crimea, Ukraine*

*<sup>†</sup>Terskol Branch of the RAS Institute of Astronomy, Russia*

*\*\*Main Astronomical Observatory of the National Academy of Sciences, Ukraine*

**Abstract.** We present results of observations and analysis of five WZ-type dwarf novae: SDSS J080434.20+510349.2, SDSS J102146.44+234926.3, V1108 Her, ASAS J0025 and WZ Sge in 3 - 7 years after their outbursts. We found: 1) the observational evidences that emerging of the white dwarf nonradial pulsation in SDSS J080434.20+510349.2 [1] is no longer a regular since 3-rd year after 2006 outburst; 2) the true value of orbital period for V1108 Her (0.05672 d) and mass ratio (0.09); 3) The main feature of quiescent light curves of ASAS J0025 is the high-amplitude quasi-periodical light variations probably originated in accretion disk; 4) in SDSS J102146.44+234926.3 in some occasions the brightness is modulated by period of 0.01367 day or with the multiple of it.

The main brightness modulation of J080434.20+510349.2, V1108 Her and WZ Sge is the orbital one and has two-humped shape.

**Keywords:** WZ Sge; SDSS J080434.20+510349.2; SDSS J102146.44+234926.3; V1108 Her; ASASJ0025; white dwarf pulsations; brown dwarf

**PACS:** 90

## INTRODUCTION

WZ Sge-type stars are the close binary systems at a latest stage of evolution. They consist from a white dwarf (WD) accreting matter from a late (probably brown dwarf) type secondary. These binaries are attractive objects for search for the white dwarf pulsations. During outburst the observed brightness variability of WZ Sge type stars is caused mostly by the thermal and tidal disk instability. The orbital modulation also could contribute in high-inclined systems during this state. The probability to detect of the WD pulsations depends on the quantity of sources of variable radiation and on the temperature of WD at the time of observation. The quiescent state seems to be more preferable for this task because of reduced number of sources of variable radiation. However it is difficulty to predict when the white dwarf should pass its instability strip after the outburst for each individual case.

We conducted the observations of five WD Sge-type dwarf novae J080434.20+510349.2, SDSS J102146.44+234926.3, V1108 Her, ASAS J0025 and WZ Sge itself in 3–7 years after their outbursts and present the analysis of activity of these systems.

**TABLE 1.** Log of observations for five WZ Sge-type stars

	Site	Year of outburst	Year of observations
SDSS J080434.20+510349.2	CrAO (2.6-m), Terskol (2-m)	2006	2009
V1108 Her	CrAO (2.6-m)	2004	2008
SDSS J102146.44+234926.3	CrAO (2.6-m)	2006	2009
ASAS J0025	Terskol (60 cm)	2004	2007
WZ Sge	CrAO (2.6-m, 1.25-m)	2001	2008

## OBSERVATIONS

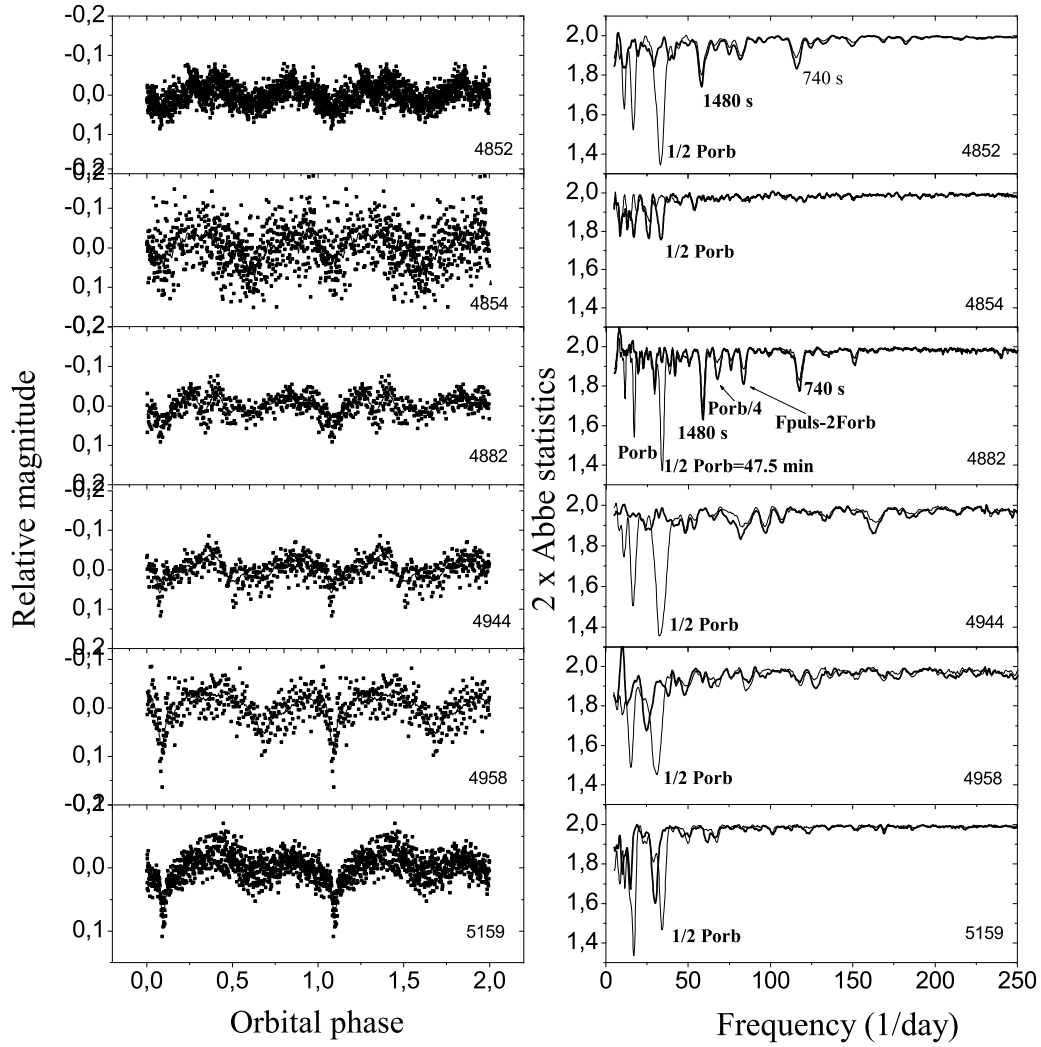
CCD observations of the five WZ Sge-type stars were carried out using different telescopes of the Crimean astrophysical observatory (Ukraine) and Terskol observatory (Russia). The observations were made in *R* spectral band or in unfiltered light. The log of observations is given in Table 1, where the site of observations, telescopes, date of the outburst preceding observation and date of observations are presented.

### SDSS J080434.20+510349.2

This object contains the accreting WD pulsator. The first appearance of 12.6-min pulsations were detected in 8-9 month after the 2006 outburst [1]. We continued a monitoring of SDSS J080434.20+510349.2 (hereafter, SDSS J0804) in 2009. The original data folded on the orbital period 0.0590048 d [2] are shown in Fig. 1 (left). The orbital profile is a two-humped one, sometimes one of humps could be more or less divided into two (JD 2454852 and JD 2454882). It is seen that in some occasions the orbital modulation is slightly affected by another short-term variability. Periodograms calculated for these data (using ISDA package [3]) are shown in Fig. 2 (right). Besides of peaks pointing to the orbital period ( $P_{orb}$ ) and its half value  $P_{orb}/2$ , the periodograms for only two from six rows of observations (JD 244852 and JD 244882) contain peak at period 740 s (12.33 min) and it's twice value. In the limits of width of peak it coincides with the known period of pulsation 12.6 min. So in  $\sim 3$  year after the 2006 outburst the appearance of pulsations became irregular. It is worth to note that the complex structure of the orbital light curve produce additional peak on the light curve at  $P_{orb}/4$ . More of a linear combinations of the orbital and pulsation frequencies appear for these data.

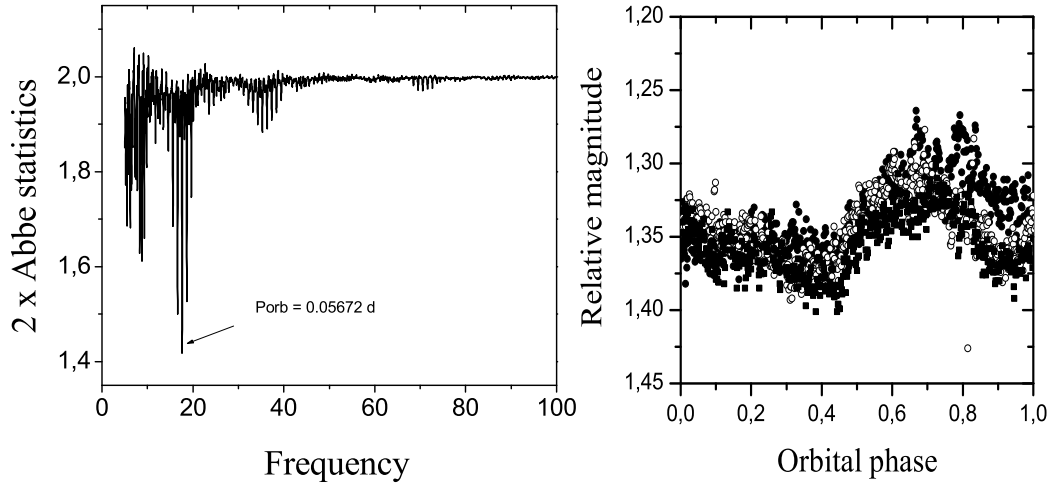
### V1108 HER

The last known measuring of the orbital period of V1108 Her was done by Price et al. [4] in a few days after the end of the 2004 outburst. Accordingly to their observations, period was 0.056855(69) d. We obtained our observation in 2008, believing that in 4 years after the 2004 outburst the data may not be affected by positive superhumps. The periodogram for the data covering 8 nights of observations is shown in Fig. 2 (left). The strongest peak points to period 0.05672(4) d. The corresponded fractional period excess



**FIGURE 1.** Left: original data of SDSS J0804 folded on the orbital period of 0.0590048 day. Right: corresponding periodograms. The periodograms for original data are designed by thin line while these for data after orbital period subtraction, by thick line

[5] (for period of superhump 0.057780 d [4]) is 0.0187, so the mass ratio of components is 0.09. This confirms the previous suggestion of Price et al. [4] that V1108 Her could be the "period bouncer". The data folded on the orbital period are shown in Fig. 2 (right). One could see that the main brightness variations are caused by two-humped orbital variations with unequal mean amplitudes of neighbor humps ( $0^m.05$  and  $0^m.025$ ). The shape of the orbital light curve resembles these of high-inclined WZ Sge-type systems.



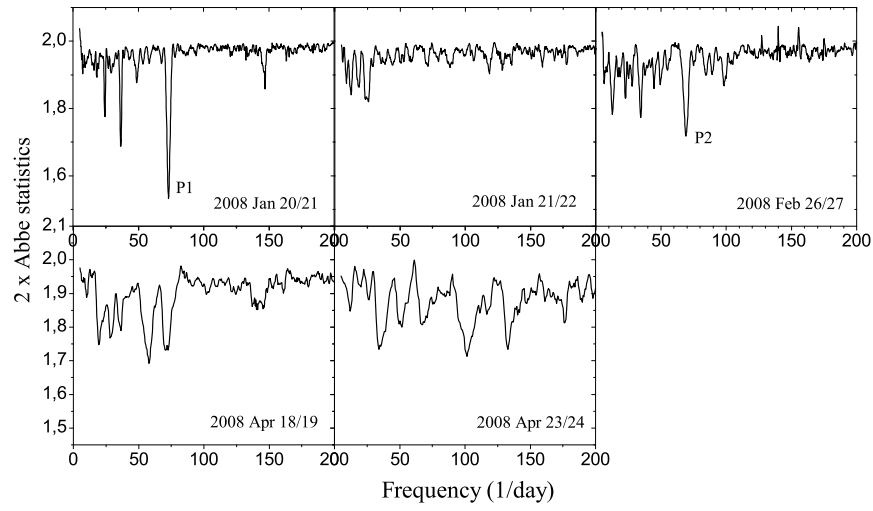
**FIGURE 2.** Left: periodogram of V1108 Her for 4 nights of observations in 2008. Frequency is expressed in units of 1/day. Right: data folded on the orbital period

### **SDSS J102146.44+234926.3, ASAS J0025 AND WZ SGE**

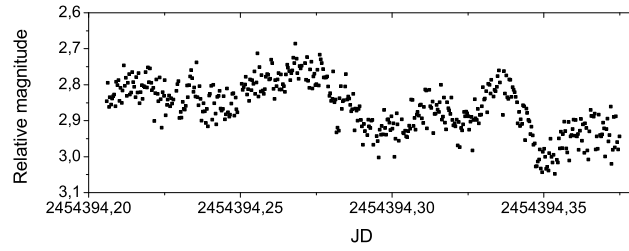
The true orbital period of SDSS J102146.44+234926.3 is unknown. Our observations in 2009 did not reveal expected orbital modulation. Instead for some nights we detected the brightness variations with 20.6 and 20 min period (Fig. 3) or with the multiple of them. The mean amplitude for Jan 20/21, 2009 was  $0^m.1$ . The source of this irregular periodicity is unclear. Potentially it could be connected with instability of outer parts of accretion disk, or with WD pulsations, or equal to the 1/4 of expected value of orbital period.

ASAS J0025 displays a high-amplitude nightly variability with amplitude up to  $0^m.3$  (Fig. 4). However the data obtained in 2007 can't confirm the 0.05654 d candidates to the orbital period suggested by Templeton et al. [6]. Instead a prominent variability in a vicinity of suggested orbital period was observed (Fig. 5). Such behavior resembles the variability often observing in a low-inclined systems (for example in MV Lyr [7]) connected probably with instability in accretion disk.

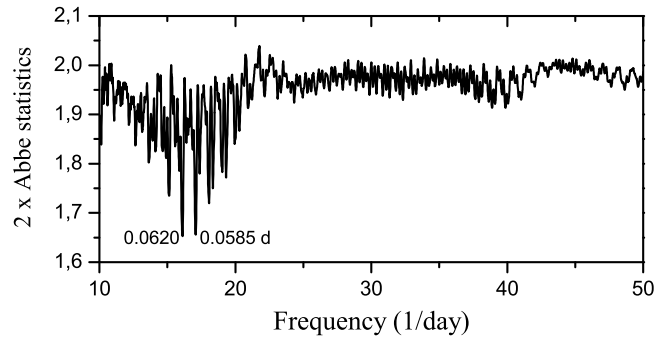
WZ Sge is eclipsed system. In 7 years after 2001 outburst the main brightness variations are caused by orbital modulation with period of 81-min [8]. The example of two-humped light curve is presented in Fig. 6. The amplitude of humps varies from cycle to cycle in a region of  $0^m.15 - 0^m.3$ . There are variations of much smaller amplitude superimposing the orbital light curves.



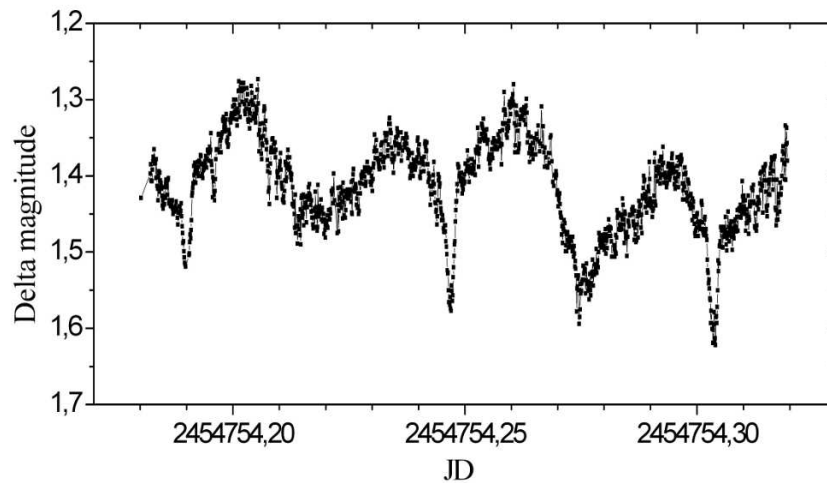
**FIGURE 3.** Periodogram of SDSS J102146.44+234926.3 for different data in 2009



**FIGURE 4.** The example of nightly light curve of ASAS J0025 in 2007



**FIGURE 5.** The periodogram of ASAS J0025 for 4 nights in 2007



**FIGURE 6.** Example of the WZ Sge light curve in 2008

## CONCLUSION

We considered the behavior of five WZ Sge-type stars in several years after their outburst. The main brightness variations of the high-inclined systems (WZ Sge, SDSS J0804, V1108 Her) is caused by the orbital modulation. In SDSS J0804 in some occasions the WD pulsations superimpose the orbital light curves. SDSS J102146.44+234926.3 and ASAS J0025 display brightness variability which nature is unclear.

## ACKNOWLEDGMENTS

E. Pavlenko and A. Golovin are grateful to the LOC for possibility to participate in the conference. This work was partially supported by grant 28.2/081 of Ukrainian Fund of Fundamental Researches.

## REFERENCES

1. E. P. Pavlenko, *J. Phys.: Conf.Ser.* **172**, 012071–0120 (2009).
2. E. Pavlenko and V. Malanushenko, *Kinematiks and Physics of Celestial Bodies* **25**, 48–53 (2009).
3. Ja. Pelt, *Frequency analysis of astronomical time series*, Tallinn, Valgus Publ., 1–135 (1980).
4. A. Price et al., *PASP* **116**, 1117–1122 (2004).
5. J. Patterson, *PASP* **110**, 1132–1147 (1998).
6. M.R. Templeton et al. , *PASP* **118**, 236–245 (2006).
7. Pavlenko and Shugarov, *Astron. Astrop.* **343**, 909–915 (1999).
8. T. Kato et al., *PASJ* **61**, S395–S616 (2009).