

Radiative cooling functions for primordial molecules

C. M. Coppola^{1,2*}, L. Lodi¹, J. Tennyson¹

¹*Department of Physics and Astronomy, University College London, Gower Street, London WC1E 6BT*

²*Università degli Studi di Bari, Dipartimento di Chimica, Via Orabona 4, I-70126, Bari, Italy*

Accepted 2011 March 15. Received 2011 March 15; in original form 2011 February 10

ABSTRACT

Cooling of primordial gas plays a crucial role in the birth of the first structures in our Universe. Due to the low fractional abundance of molecular species at high redshifts, spontaneous emission rather than collisions represents the most efficient way to cool the pristine plasma. In the present work, radiative cooling functions are evaluated for the diatomic species HD, HD⁺, HeH⁺, LiH and LiH⁺. Cooling functions for the triatomic ions H₃⁺ and H₂D⁺ are also considered. Analytic fits as functions of temperature are provided.

Key words: molecular processes; cosmology: early Universe

1 INTRODUCTION

In its present shape, our Universe appears to be a large ensemble of bound structures. These are the results of an intricate net of chemical and physical processes of increasing complexity, the first of which is fragmentation of the primordial gas clouds, see e.g. Silk (1983). One of the fundamental ingredient of this ensemble of processes is the cooling of pristine plasma. Indeed, the birth of the first objects during the evolution of the primordial gas could not have occurred without significant cooling, as the gas temperatures involved in the initial phase of the Universe are too high to allow the early clouds to gravitationally collapse. Among the plasma constituents, molecules play the most significant role as coolers of the pristine gas. Molecular cooling takes place mainly via rotational-vibrational (ro-vibrational) transitions between the internal, nuclear motion degrees of freedom. For temperatures below about 8000 K molecular cooling processes are much more efficient than the corresponding atomic ones, see e.g. Miller et al. (2010).

In models, the standard way of capturing the effects of cooling by a given species is via the *cooling function*, which gives the energy lost per second at a specified temperature. Cooling functions are made up by two main contributions. First, molecules spontaneously emit radiation while making ro-vibrational transitions; second, collision induced emission can occur; this is particularly important for high symmetry species where spontaneous emission can be very weak.

In a plasma, two key features render a molecule an efficient cooler at low temperature: its fractional abundance and its dipole moment. In the chemistry of the primordial Universe H₂ represents the most abundant molecular

species. Its role as an efficient primordial coolant has been widely described, e.g. in the formation of the first stars (e.g. Abel et al. 2002) and galaxies (e.g. Bromm et al. 2009, Benson 2010). Both collisional and radiative H₂ cooling contributions have been considered in the literature. The role of different collisional partners (H₂, He, H⁺ and e[−]) was considered by Glover & Abel (2008). Together with H₂, the cooling properties of its cation H₂⁺ due both to radiative and collisional (H and e[−] impact excitation) pathways have been described (Suchkov & Shchekinov 1978). Both H₂ and H₂⁺ are customarily included in molecular cooling models because of their high relative fractional abundance. However, because of their lack of a permanent dipole moment, only weak electric-quadrupole or magnetic-dipole transitions are allowed in these species, severely limiting their cooling efficiency, particularly at low density.

Considering the mole fractions of chemical species given by chemical networks such as the one by Galli & Palla (1998) (hereafter, GP98), other molecular species should be added to the list of coolants. Grouping the primordial molecules as deuterated or helium-containing or lithium enriched, HD, HD⁺, HeH⁺, LiH and LiH⁺ represent the candidates to focus on. Their fractional abundances are expected to have the following freeze-out values ($z \approx 10$): $f(\text{HD}) \simeq 10^{-9}$; $f(\text{HD}^+) \simeq 10^{-18}$; $f(\text{HeH}^+) \simeq 10^{-12}$; $f(\text{LiH}) \simeq 10^{-19}$; $f(\text{LiH}^+) \simeq 10^{-17}$. It is hard to form triatomic molecules at high z , but the most likely species are H₃⁺ and H₂D⁺; their fractional abundances are thought to be approximately $f(\text{H}_3^+) \simeq 10^{-18}$ and $f(\text{H}_2\text{D}^+) \simeq 10^{-19}$, respectively. Collisional contributions to the cooling have been evaluated in different density regimes for HD and LiH (Lipovka et al. (2005), GP98). In particular, the effect of the most abundant collision partner H on this cooling pathway has been investigated. However, in order to complete this description,

* E-mail: carla.coppola@chimica.uniba.it (CMC);
l.lodi@ucl.ac.uk (LL); j.tennyson@ucl.ac.uk (JT)

the contribution of radiative cooling has to be taken into account as well.

The present work is organized as follows. In Section 2 the equations used to compute the radiative cooling function are presented, describing the methods adopted for each molecule. Some details on previous calculations on collisional cooling functions are given. Section 3 summarizes our results and provides fits to the calculated data.

2 RADIATIVE COOLING FUNCTION: DEFINITION AND CALCULATIONS

The total cooling function for the chemical species X is usually approximated as (e.g. Hollenbach & McKee 1979, GP98):

$$\Lambda_X = \Lambda_{X,\text{LTE}} \left(1 + \frac{n^{\text{cr}}}{n(\text{collider})} \right)^{-1} \quad (1)$$

where $\Lambda_{X,\text{LTE}}$ represents the local thermodynamic equilibrium radiative contribution to the cooling function, n^{cr} and $n(\text{collider})$ are the critical and collider density, respectively. The former is defined by:

$$n^{\text{cr}} = \left(\frac{\Lambda_{X,\text{LTE}}}{\Lambda_X(n(\text{collider}))} n(\text{collider}) \right)_{n(\text{collider}) \rightarrow 0} \quad (2)$$

where $\Lambda_X(n(\text{collider}) \rightarrow 0)$ is the low-density limit of the cooling function. Eq. (1) is valid for all density regimes of the collider particle. In the high-density limit Λ_X reduces to $\Lambda_{X,\text{LTE}}$, implying that in this regime local thermal equilibrium is reached and that cooling is dominated by ro-vibrational transitions of the molecular species X.

Denoting with the letters “ u ” and “ l ” respectively the upper and lower ro-vibrational states between which a spontaneous transition may occur, the radiative cooling function is defined as:

$$W(T) = \frac{1}{Z(T)} \sum_{u,l} A_{ul}(E_u - E_l)(2J_u - 1)g_u n_u \quad (3)$$

where $Z(T)$ represents the partition function of the molecule, A_{ul} the Einstein coefficient for the $u \rightarrow l$ transition, J_u the rotational angular momentum of the upper rotational state, g_u the nuclear spin degeneracy (equal to 1 for all calculations below), E_u and E_l the energies of the upper and lower state, and n_u the population of the upper level. As discussed above, under LTE conditions it holds:

$$\begin{aligned} W(T) &\equiv \Lambda_{\text{LTE}}(T) \\ n_u &= e^{-E_u/(k_B T)} \\ Z(T) &= \sum_i (2J_i + 1) g_i e^{-E_i/(k_B T)} \end{aligned} \quad (4)$$

Radiative cooling functions have been computed in the present work using the equations above. As $k_B^{-1} = 1.43878 \text{ cm K}$, the Boltzmann factor n_u implies that at a temperature of 1000 K the cooling function is mostly determined by transitions with $E_u \lesssim 700 \text{ cm}^{-1}$.

Data on the emission probabilities and energy levels of the molecular species under analysis are therefore required in order to compute Λ_{LTE} . Depending on the available data, different strategies have been adopted for each molecular system considered. For HD and HeH⁺, the relevant data

have been calculated respectively by Abgrall et al. (1982) and Engel et al. (2005). To obtain the necessary data for the other diatomic molecules under investigation the program LEVEL 8.0 by Le Roy (2007) was used. This program solves the radial one-dimensional Schrödinger equation

$$\begin{aligned} -\frac{\hbar^2}{2\mu} \frac{d^2 \Psi(r)}{dr^2} + V_J(r) \Psi(r) &= E_{v,J} \Psi(r) \\ V_J(r) &= V(r) + \frac{\hbar^2 [J(J+1) - \Omega^2]}{2\mu r^2} \end{aligned} \quad (5)$$

where μ is the reduced mass of the system, J the total rotational angular momentum, Ω the projection of the electronic angular momentum along the internuclear axis ($\Omega = 0$ for the states of our interest) and $V(r)$ is the diatomic potential energy curve, given as input. Once the ro-vibrational wavefunctions $\Psi_{v,J}$ have been obtained LEVEL can also calculate the Einstein coefficients by

$$\begin{aligned} A_{\nu' J' \rightarrow \nu'' J''} &= \\ \left(\frac{16\pi^3}{3\varepsilon_0 \hbar} \right) \frac{S(J', J'')}{2J' + 1} \tilde{\nu}^3 &| \langle \psi_{\nu', J'} | M(r) | \psi_{\nu'', J''} \rangle |^2 \end{aligned} \quad (6)$$

where $S(J', J'')$ are the Hönl-London rotational intensity factors, resulting from integration over the rotational degrees of freedom, $\tilde{\nu}$ is the wavenumber of the transition, $M(r)$ is the diatomic dipole moment curve and is given as input. In the common case where $\tilde{\nu}$ is measured in cm^{-1} and M in Debye the constant in brackets in Eq. (6) assumes the value $3.1361891 \times 10^{-7} \text{ cm}^3 \text{ D}^{-2} \text{ s}^{-1}$.

Calculations were carried out for the electronic ground state of the molecular systems under investigation. The following subsections examine each molecule considered and give detailed information on the potential energy and dipole moment curves used to perform the calculations. Comparisons with existing data are also provided where possible.

2.1 HD

The role of HD in cooling phenomena of primordial plasma has been widely examined in several studies (Flower et al. 2000, Lipovka et al. 2005, Ripamonti 2007). The effect of HD cooling on the formation of massive primordial stars was analysed by Yoshida et al. (2007) and McGreer & Bryan (2008). Despite its lower fractional abundance, HD is a more efficient coolant than molecular hydrogen H₂, especially for $T < 2000 \text{ K}$ (GP98). This is because HD molecules possess a small permanent dipole moment ($\approx 8.3 \times 10^{-4} \text{ D}$, Abgrall et al. 1982) due to the asymmetry of the nuclei; by contrast, in non-deuterated molecular hydrogen only very weak quadrupole transitions are allowed.

Lipovka et al. (2005) provide a two-parameter fit of the collisional cooling function, depending on temperature and H fractional abundance. Here we evaluate a radiative cooling function which takes into account both dipole and quadrupole electric transitions, for which we used the calculations by Abgrall et al. (1982). Results are shown in Fig. 1, and compared with the high-density limit HD cooling function fit provided by Lipovka et al. (2005), where the contribution of the lowest ro-vibrational levels up to $v = 3$ were considered. A deviation from the high-density limit collisional contribution to cooling function is found for temperatures above 700 K, where highly excited ro-vibrational states are expected to be populated.

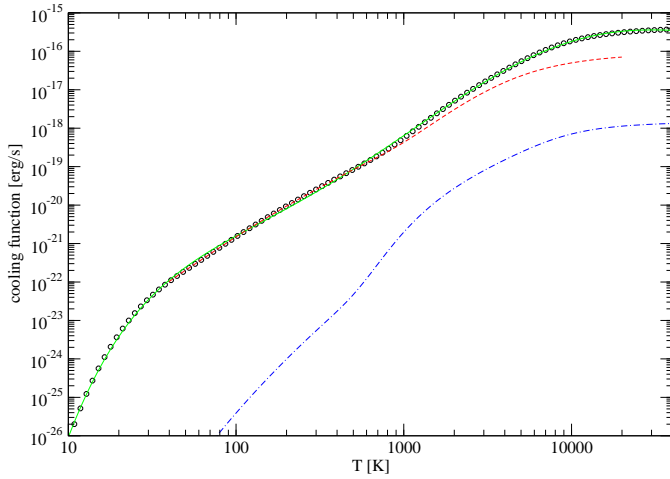


Figure 1. HD radiative cooling function. *Circles:* dipole contribution, present calculation; *blue dotted-dashed curve:* quadrupole contribution; *red dashed curve:* high-density limit fit by Lipovka et al. 2005; *green solid curve:* fit given in Table 1.

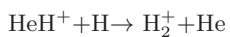
2.2 HD⁺

The HD cation and its collisional contribution to the cooling during the evolution of primeval plasma has been examined by Glover & Abel (2008), where calculations were carried out assuming that there were no significant differences between the molecular ions H₂⁺ and HD⁺ in the high-density cooling limit. These authors provide an analytical expression for Λ_{LTE} , calculated using molecular data from Karr & Hilico (2006) on HD⁺ (energy levels) and Peek et al. (1979) on H₂⁺ (quadrupole moments).

Our calculations of the HD⁺ radiative cooling function were carried out using the potential energy and dipole moment curves provided by Esry & Sadeghpour (1999), in which an adiabatic reformulation of the HD⁺ Hamiltonian that recovers the isotopic splitting of electronic states is presented. The resulting cooling curve is shown in Fig. 2, and compared with the fit by Glover & Abel (2008). It should be noted that our calculations predict significantly increased cooling at temperatures below 100 K, where the cooling by HD⁺ rotational transitions is very much more efficient than the one due to its H₂⁺ parent ion.

2.3 HeH⁺

HeH⁺ is the first molecule formed in the initial stages of chemical synthesis in the primordial Universe chemistry (GP98, Lepp et al. 2002, Dalgarno 2005, Hirata & Padmanabhan 2006). It represents one of the reagents for the process:



which, together with H+H⁺ radiative association, is the main formation pathway for the molecular hydrogen cation. The equilibrium, permanent dipole moment of HeH⁺ is approximately equal to 1.66 D (Pavanello et al. 2005). Engel et al. (2005) computed line lists for different HeH⁺ isotopologues (³HeH⁺, ⁴HeH⁺, ³HeD⁺, ⁴HeD⁺), and data are avail-

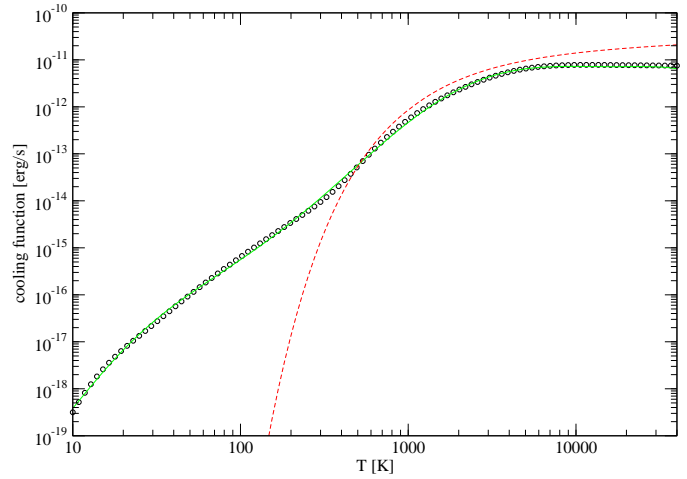


Figure 2. HD⁺ radiative cooling function: *Circles:* present calculation; *red dashed curve:* fit by Glover & Abel 2008; *green solid curve:* fit given in Table 1.

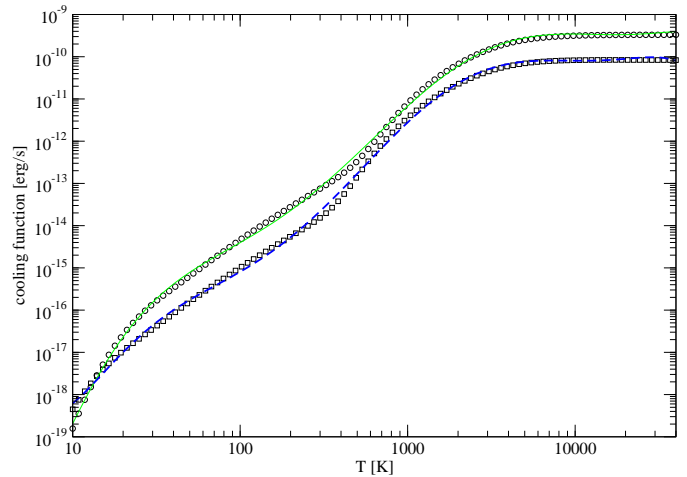


Figure 3. HeH⁺ radiative cooling function contributions. *Circles:* ³HeH⁺; *squares:* ³HeD⁺; *green solid curve:* ³HeH⁺ fit (Table 1); *blue dashed curve:* ³HeD⁺ fit (Table 1).

able electronically¹ both for ro-vibrational levels and Einstein coefficients. The cooling functions for all the isotopologues are shown in Figs. 3 and 4.

2.4 LiH

LiH represents the primordial molecule with the largest permanent equilibrium dipole moment (≈ 5.88 D, Hertzberg 1978). Several studies have modelled in detail lithium kinetics in the primordial Universe chemistry (e.g. Bougleux & Galli 1997, Lepp et al. 2002), also explicitly evaluating the cooling properties of lithium hydride due to collisional processes. The cooling properties have been described by GP98, where a fit of the collisional cooling function in the low density limit was given.

¹ exomol - Molecular Line lists for Exoplanet Atmospheres, www.exomol.com

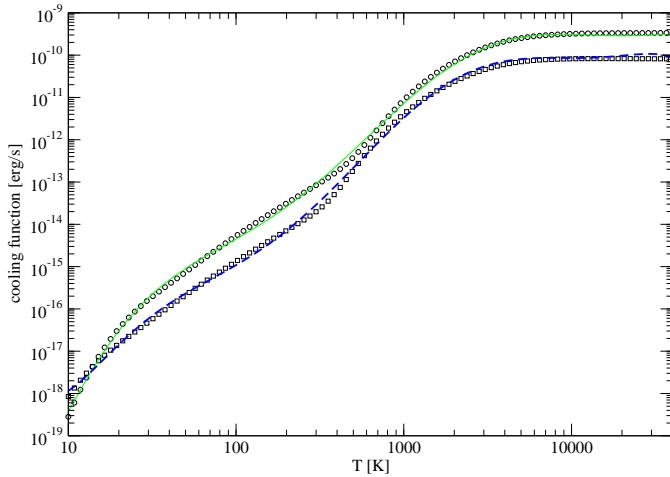


Figure 4. HeH^+ radiative cooling function contributions. Circles: $^4\text{HeH}^+$; squares: $^4\text{HeD}^+$; green solid curve: $^4\text{HeH}^+$ fit (Table 1); blue dashed curve: $^4\text{HeD}^+$ fit (Table 1).

^7LiH has a singlet $X^1\Sigma^+$ ground state with an experimental equilibrium distance $r_e = 3.015 a_0$ and a dissociation energy $D_e = 20,287.7 \text{ cm}^{-1}$ (Stwalley & Zemke 1993).

In virtue of its small number of electrons LiH has been the object of many quantum mechanical studies, among which we may mention the pioneering one by Mulliken (1936) and the recent ones by Bande et al. (2010), Cooper & Dickinson (2009) and Gad  a & Leininger (2006). These studies, however, do not provide in a readily usable format the potential energy curve and dipole moment curve we need to compute the cooling function. We therefore independently computed the required quantities.

2.4.1 Computational detail

The potential energy and dipole moment curves have been calculated using the program MOLPRO, supplemented with the MRCC package. Descriptions of the quantum chemical methods used, along with references to the original papers, can be found, e.g., in the review by Lodi & Tennyson (2010).

The basis sets used for hydrogen belong to aug-cc-pVnZ, ($n = \text{T, Q, 5}$) family by Dunning (1989). For lithium we used the recent aug-cc-pwCnZ(-DK) ($n = \text{T, Q, 5}$) basis sets by Prascher et al. (2010). Basis sets with the DK suffix were especially devised to be used with the relativistic DKH hamiltonian (see below). Computationally it would be entirely possible to use larger basis sets but, regrettably, no larger ones are available for lithium.

The restricted Hartree-Fock (RHF) method applied to LiH wrongly dissociates to the ionic limit $\text{Li}^+(1s^2) + \text{H}^-(1s^2)$ instead of the correct neutral pathway $\text{Li}(1s^2 2s^1) + \text{H}(1s^1)$. This behaviour is a direct consequence of the RHF model, which upon dissociation restricts molecular fragments to be spin-singlets (see e.g. Lodi & Tennyson 2010). Because the dissociation limit is wrong, methods such as CCSD(T) which rely on the RHF solution being a good approximation to the exact wave function may be expected to experience problems at long bond lengths. In fact, the CCSD(T) module in MOLPRO does not converge for r greater than about $6 a_0$ (using the default settings). This may be slightly surprising

because, as LiH has only 2 valence electron, method such as CCSD(T) are formally equivalent to full configuration interaction (FCI) in the valence space and should therefore be quite accurate. It is the non-linearity of the equations to be solved, together with the poor starting guess, that result in these numerical problems.

We calculated for six geometries all-electron full configuration interaction (FCI) reference energies in the aug-cc-pwCQZ basis sets using the CCSDTQ code of MRCC. Computation of each FCI point involves about 36×10^6 configuration state functions and took between 30h and 50h on a 4-core Intel Xeon 5160 workstation with 16 GiB of memory. We compared these FCI values with several single-reference and multi-reference methods; the results of the comparisons, not discussed here, indicate that a very good balance of speed and accuracy is provided by the internally-contracted, multi-reference averaged coupled pair functional (IC-ACPF) method based on a full-valence (2-electron, 5-orbital) complete active space (8 reference configurations). This method was therefore used for further calculations. With respect to the FCI energies the IC-ACPF method predicts a dissociation energy too low by about 6.0 cm^{-1} . Computation of a IC-ACPF energy in the aug-cc-pCw5Z-DK basis set took about 4 min on the same Xeon 5160 machine.

To account for scalar-relativistic effects we considered the use of the traditional mass-velocity one-electron Darwin operator (MVD1) or, alternatively, of the fourth-order Dirac-Kroll-Hess hamiltonian (DKH4). Relative energies computed by the two methods agree to better than $\pm 0.05 \text{ cm}^{-1}$. We chose the DKH4 approach. Relativistic corrections are small, affecting relative energies only by $\pm 2 \text{ cm}^{-1}$. The contribution of relativistic corrections to the dissociation energy is -0.5 cm^{-1} . Finally, we remark that in our tests differences in relative energies between DK-contracted and aug-cc-pwCnZ basis sets are negligible, less than $\pm 0.05 \text{ cm}^{-1}$ for energies up to dissociation.

The energy and dipole curves were computed for 300 uniformly-spaced grid points for $r = 1.00 a_0$ to $r = 16.00 a_0$ with spacing $0.05 a_0$. The final energy values were obtained for each grid point by basis-set extrapolation of the $n = \text{T, Q}$ and 5 values; following common practice (see, e.g., Lodi & Tennyson 2010) the CAS-SCF energies were extrapolated using the functional form $E_n = E_\infty + Ae^{-\alpha n}$ while the differences between IC-ACPF and CAS-SCF energies were extrapolated using $E_n = E_\infty + A/n^3$.

A minor complication arose because, for all basis sets employed, the CAS-SCF energies experience a discontinuity jump of about 6 cm^{-1} around $r = 11 a_0$ if RHF orbitals are used as starting guess; as a result the IC-ACPF energies also experience a discontinuity jump of about 1.2 cm^{-1} . This problem is undoubtedly another consequence of the poor RHF starting guess; it was circumvented by starting calculations at small bond lengths and then concatenating subsequent calculations for increasing r so that the CAS-SCF orbitals from the preceeding geometry were used as starting guess.

The final potential energy curve has an equilibrium bond length $r_e = 3.014 a_0$ and a dissociation energy $D_e = 20,294 \text{ cm}^{-1}$; the dipole moment curve has an equilibrium dipole moment of 2.293 a.u. , reaching a maximum of 3.003 a.u. for $r = 5.180 a_0$. We may assign to D_e an uncertainty of the order of $\pm 15 \text{ cm}^{-1}$, mainly due to ba-

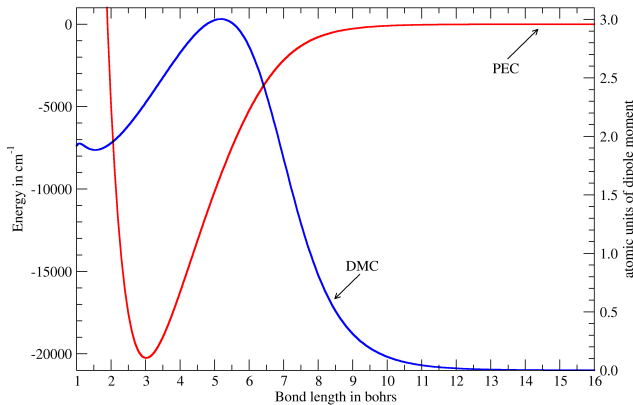


Figure 5. LiH potential energy curve (PEC) and dipole moment curve (DMC). The two curves use different scales for the y axis; the left-hand side legend refers to the PEC, the right-hand side one to the DMC.

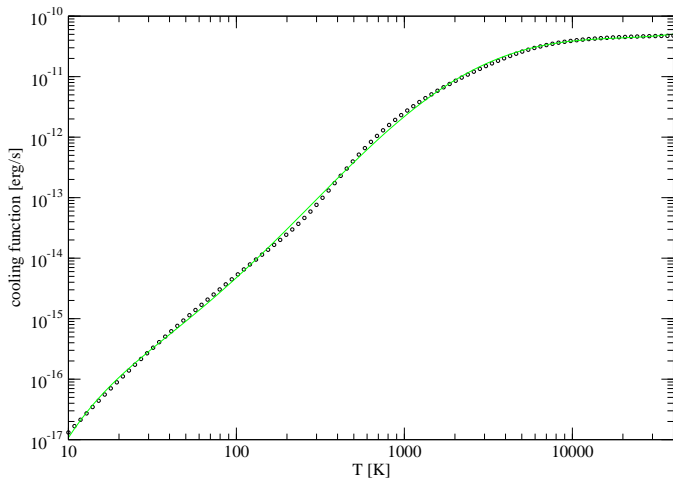


Figure 6. LiH radiative cooling function. Circles: present calculation; green solid curve: fit given in Table 1.

sis set incompleteness. For comparison, the non-relativistic ‘exact BO’ value quoted by Cooper & Dickinson (2009) is $D_e = 20,298.8 \text{ cm}^{-1}$. The PEC and the DMC are plotted in Fig. 5.

2.5 LiH⁺

LiH⁺ represents the most abundant molecular species containing lithium at low redshift. Indeed, while in the very beginning phases LiH is much more abundant than its cation, this behaviour reverses at $z \sim 20$, as predicted by Dalgarno & Lepp (1987) and subsequently found by kinetics models (e.g. GP98, Bougleaux & Galli 1997). The reason of this behaviour is the presence of a residual ionization fraction which enhances one of the main formation channel, namely ion-atom radiative association.

So far LiH⁺ has not been characterised experimentally. The present calculations, discussed below, predict a very

modest dissociation energy D_e of 1130.5 cm^{-1} , an equilibrium bond length $r_e = 4.130 a_0$ and a permanent equilibrium dipole (measured in the molecular centre-of-mass reference frame) of 0.2773 a.u. (0.7048 D).

Very specialised, high-accuracy methods are applicable to LiH⁺ due to its small size. Very recently Bubin et al. (2011) presented non-adiabatic, relativistic-corrected values for the first five rotationless ($J = 0$) vibrational states with a stated accuracy of better than 0.1 cm^{-1} . Among other recent studies treating LiH⁺ we may mention Gad  a & Leininger (2006) and Magnier (2004). However, again as in the case of LiH, because of the different focus these recent studies do not provide in a usable-format both the potential energy curve and the dipole moment curve we need to compute the cooling function. We therefore independently computed the necessary quantities.

2.5.1 Computational details

Like the LiH case discussed in Section 2.4.1 we used the aug-cc-pwCnZ-DK ($n = \text{T, Q, 5}$) basis sets and we accounted for scalar relativistic effects by specifying the DKH4 hamiltonian. Calculations were done using MOLPRO.

The restricted open-shell Hartree-Fock method (ROHF) applied to LiH⁺ correctly dissociates to $\text{Li}^+ + \text{H}$. Single-reference methods are therefore expected to fare very well, in contrast to the LiH case discussed in Section 2.4.1.

As a preliminary test we compared using the aug-cc-pwCTZ-DK basis set 38 full configuration interaction (FCI) relative energies in the range $3.00\text{--}11.00 a_0$ with energies computed by various other methods. Here is a brief summary of the comparison, in the form METHOD/error: ROHF/ 98.9 cm^{-1} ; CISD/ 1.8 cm^{-1} ; UCCSD/ 1.7 cm^{-1} ; CISD+P/ 1.4 cm^{-1} ; CISD+Q/ 0.6 cm^{-1} ; UCCSD(τ)/ 0.3 cm^{-1} . The reported errors are one half of the non-parallelity error, which is defined as the difference between the maximum and the minimum of the modulus of the energy differences between two methods (Li & Paldus 1995). As expected, UCCSD(τ) produces extremely accurate results; also note that this method is asymptotic to FCI upon dissociation as it is size-extensive and exact for two-electron systems. We therefore used RHF-UCCSD(τ) as implemented in MOLPRO for further calculations.

Because LiH⁺ is a charged species the value of the dipole moment depends on the choice of the origin of the axes. As discussed by Bunker & Jensen (1998), the correct choice of the origin is the molecular centre-of-mass. MOLPRO by default does set the origin at the centre-of-mass but uses isotopically-averaged nuclear masses, which is not appropriate in our case. We therefore specified the following masses: $m(\text{Li}^+) = 7.015455 \text{ u}$ and $m(\text{H}) = 1.0078250321 \text{ u}$. These are *atomic* masses, to partially account for the electron contribution to the centre-of-mass coordinates; $m(\text{Li}^+)$ was obtained by subtracting one electron mass to the atomic mass of Li.

With this choice of masses and taking the molecule to lie along the x axis the coordinates of the nuclei for an inter-nuclear distance r are: $x(\text{Li}^+) = 0.125613r$ and $x(\text{H}) = -0.874387r$. The dipole moment $M(r)$ is therefore asymptotic to $M(r) \rightarrow 0.125613r$ in this reference system.

We present as figure 7 a plot of the PEC and of the quantity $0.125613r - M(r)$, namely the difference between

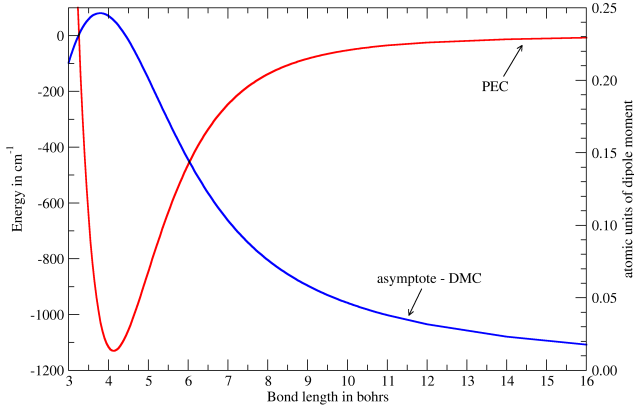


Figure 7. LiH^+ potential energy curve (PEC) and the quantity $0.125613r - M(r)$ (see text for details). The two curves use different scales for the y axis; the left-hand side legend refers to the PEC, the right-hand side one to the DMC.

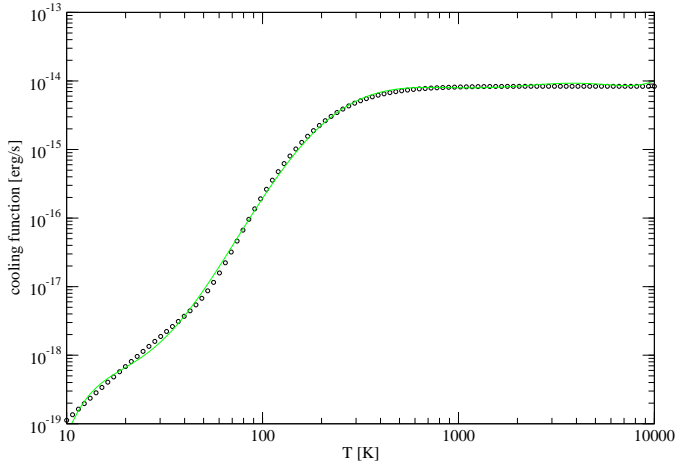


Figure 8. LiH^+ radiative cooling function: *circles*: present calculation; *green solid line*: fit given in Table 1.

the asymptotic dipole and the actual one. We chose not to plot directly $M(r)$ as, because of the asymptotic form, it would very nearly appear as a straight line.

We report here below the rotationless ($J = 0$) vibrational terms $E(\nu + 1) - E(\nu)$ together with the difference with the very accurate values by Bubin et al. (2011) for $\nu = 0, 1, 2, 3, 4$: 354.59(0.44); 261.79(0.78); 170.00(0.59); 89.82(-0.07); 35.26(0.18). Our computed spectroscopic values are therefore very accurate, with errors of less than 1 cm^{-1} .

2.6 H_3^+

H_3^+ is one of the most interesting molecular ion in astrophysics, especially for its role in the interstellar medium chemistry. Its cooling properties have been recently considered, both in planetary atmosphere conditions by Miller et al. (2010) and in the primordial Universe by

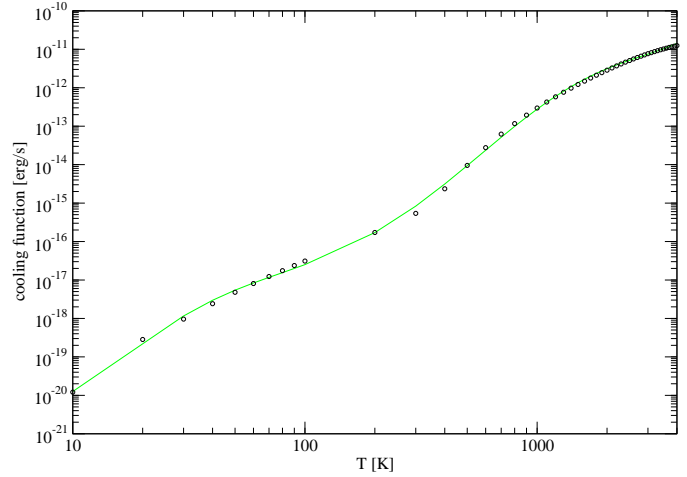


Figure 9. H_2D^+ radiative cooling function: *circles*: calculation by Sochi & Tennyson 2010; *green solid line*: fit given in Table 1.

Glover & Savin (2009). The former work gives a fit for the radiative cooling function as a function of temperature based on the *ab initio* line list of Neale et al. (1996).

2.7 H_2D^+

In the deuterium chemistry of primordial Universe, H_2D^+ represents the most complex triatomic molecule usually introduced (Stancil et al. 1998; Vonlanthen et al. 2009). Recently, Sochi & Tennyson (2010) have calculated a comprehensive line list of H_2D^+ frequencies and transition probabilities. Table 1 provides an improved fit for the radiative cooling function at low temperatures.

3 CONCLUSIONS

In the present work, the cooling functions of the most abundant molecular species in the primordial Universe have been studied; calculations of the radiative contributions have been taken into account, under the hypothesis of local thermal equilibrium distributions of ro-vibrational levels. Radiative cooling functions are shown for each molecule. Analytic fits to each of these functions were obtained in the form:

$$\log_{10} W = \sum_{n=0}^N a_n (\log_{10} T)^n. \quad (7)$$

Coefficients for these fits, a_n , are provided in Table 1. The fits are valid only in the temperature range specified in the figures. Potential energy and dipole moment curves calculated in the present work, together with the computed transition wavenumbers and Einstein coefficients, can be downloaded from www.exomol.com.

ACKNOWLEDGMENTS

We thank Eveline Roueff and Herve Abgrall for making available their calculations on dipolar and quadrupolar emission probabilities of HD. C.M.C. would also acknowledge Savino Longo for helpful discussion on collisional cooling

- MOLPRO, version 2009.1, a package of ab initio programs written by H.-J. Werner et al.; see www.molpro.net
- MRCC, a string-based quantum chemical program suite written by M. Kállay. See M. Kállay, P. R. Surján, J. Chem. Phys. 115 2945 (2001) as well as www.mrcc.hu.
- Mulliken, R. S., 1936, Phys. Rev. 50, 1028.
- Neale, L., Miller, S., Tennyson, J., Ap. J., 1996, 464, 516
- Pavanello, M., Bubin, S., Molski, M., Adamowicz, L., 2005, J. Chem. Phys., 123, 10, 104306
- Peek J. M., Hashemi-Attar A.-R., Beckel C. L., 1979, J. Chem. Phys., 71, 5382
- Prascher, B. P., Woon, D. E., Peterson, K. A., Dunning, T. H., Wilson, A. K., 2010, Theor. Chem. Acc., DOI 10.1007/s00214-010-0764-0; they are available online from K. A. Peterson's web site at <http://tyr0.chem.wsu.edu/~kipeters/basis.html>
- Ripamonti, E., 2007, Mon. Not. R. Astron. Soc., 376, 709
- Silk, J., 1983, Mon. Not. R. Astron. Soc., 205, 705
- Sochi, T., Tennyson, J., 2010, Mon. Not. R. Astron. Soc. 405, 2345
- Stancil, P. C., Lepp, S., Dalgarno, A., 1998, ApJ, 509, 1, 1
- Stwalley W. C., Zemke W. T., 1993, J. Phys. Chem. Ref. Data 22, 87
- Suchkov A. A., Shchekinov, Yu. A., 1978, Sov. Astron. Lett., 4, 164
- Vonlanthen, P., Rauscher, T., Winteler, C., Puy, D., Signore, M., Dubrovich, V., 2009, A&A, 503, 47
- Yoshida, N., Omukai, K., Hernquist, L., 2007, Astrophys. J. 667, L117

This paper has been typeset from a \TeX / \LaTeX file prepared by the author.