

Atom-mirror cooling and entanglement using cavity Electromagnetically Induced Transparency

Claudiu Genes, and Helmut Ritsch

Institute for Theoretical Physics, University of Innsbruck, Technikerstrasse 25, A-6020 Innsbruck, Austria

Aurélien Dantan and Michael Drewsen

*QUANTOP, Danish National Research Foundation Center for Quantum Optics,
Department of Physics and Astronomy, University of Aarhus, DK-8000 Aarhus C, Denmark
(Dated: January 26, 2023)*

We investigate a hybrid optomechanical system comprised of a mechanical oscillator and an atomic 3-level ensemble within an optical cavity. We show that a suitably tailored cavity field response via Electromagnetically Induced Transparency (EIT) in the atomic medium allows for strong coupling of the mechanical mirror oscillations to the collective atomic ground-state spin. This facilitates ground-state cooling of the mirror motion, quantum state mapping and robust atom-mirror entanglement even for cavity widths larger than the mechanical oscillator frequency.

PACS numbers: 03.67.Bg, 42.50.Gy, 42.50.Lc, 85.85.+j

The past years have witnessed tremendous progress towards the control of mechanical motion at the quantum limit in micro- and nano-optomechanical systems [1]. While cavity optomechanical phenomena are traditionally investigated with solid-state optomechanical systems - micromirrors, cantilever tips, toroidal resonators, movable membranes, etc. - cold atomic gasses placed in high-finesse optical cavities [2] have also successfully been used to implement equivalent Hamiltonians at ultralow temperatures. Consequently, several proposals suggested a combination of both approaches to realize hybrid optomechanical systems [3–5], in which well-controlled atomic systems can be interfaced with solid-state mechanical resonators. These can benefit from the well-established atomic physics toolbox for cooling, trapping, state preparation, control and readout and allow to properly tailor the atom-cavity response function.

We propose here a hybrid system composed of a mechanical oscillator and a 3-level atomic medium operated in an Electromagnetically Induced Transparency (EIT) configuration within the optical cavity [6]. We show how the cavity field response can be tailored [4, 7] by the EIT interaction with the medium in order to strongly couple the motion of the mechanical oscillator to the collective atomic ground-state spin. The sharp and tunable nature of the cavity field EIT resonance allows for efficiently addressing either the Stokes or anti-Stokes motional sidebands of the movable mirror (which is reminiscent of EIT cooling of ions [8]), even in the bad-cavity limit, i.e. when its mechanical resonance frequency is much smaller than the cavity linewidth. We show in particular how to engineer “beam splitter”- or “down-conversion”-type Hamiltonians [10] between the movable mirror motion and the collective atomic spin, which can be exploited for efficient optomechanical cooling, quantum state mapping or robust atom-mirror entanglement generation. Such interactions would be especially appealing for low-mechanical resonance frequency (sub-MHz) oscillators, such as movable membranes [9], coupled to cold atoms/Bose-Einstein condensates [2, 5, 11] or ion crystals [12] in low-finesse optical cavities.

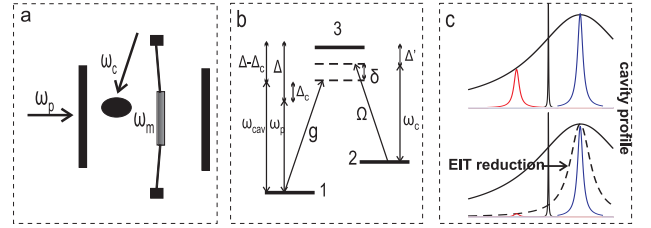


FIG. 1. (a) Hybrid optomechanical system composed of an atomic ensemble and a mechanical oscillator enclosed in an optical cavity. The cavity field is coupled to the mechanical oscillator motion via radiation pressure and to an atomic transition, while an external control field allows for achieving EIT in the atomic medium. (b) Internal atomic level structure. (c) Cavity field transmission frequency profile for (un)resolved sideband cooling of the mirror motion in the bad cavity limit (upper) and cavity EIT-resolved sideband cooling (lower).

Model Let us consider an ensemble of 3-level atoms/ions in a Λ configuration coupled to a control laser and a cavity field mode on the two upwards transitions. Via the cavity mode the atoms interact with a movable membrane within the cavity or in case of a single-ended cavity with one movable end-mirror. The atomic operators are denoted by $\sigma_{\alpha\beta}^{(j)}$ ($j = 1 - N$). The level frequency separations are ω_{13} , ω_{23} as optical transitions and ω_{12} in the microwave domain. The cavity field a is driven at ω_p , close to a cavity resonance ω_{cav} . A membrane/mirror vibrational mode at frequency ω_m and with ladder operators b, b^\dagger can be excited by the radiation pressure of the cavity field. The free Hamiltonian is (with $\hbar = 1$) $\mathcal{H}_0 = \omega_{21} \sum_j \sigma_{22}^{(j)} + \omega_{31} \sum_j \sigma_{33}^{(j)} + \omega_{cav} a^\dagger a + \omega_m b^\dagger b$. With an extra control laser driving on the 2–3 transition at frequency ω_c , the atom-field interaction is $\mathcal{H}_{at-f} = -g(\sum_j \sigma_{31}^{(j)} a + \text{h.c.}) - \Omega(\sum_j \sigma_{32}^{(j)} e^{-i\omega_c t} + \text{h.c.})$, where g is the single atom-cavity field coupling strength and Ω the control field Rabi frequency. The optomechanical interaction part contains the bare optomechanical coupling G_0 , $\mathcal{H}_{f-m} = -G_0 a^\dagger a (b^\dagger + b)$.

We consider a typical EIT regime for which the cavity field

is much weaker than the control field ($g|a\rangle \ll \Omega$), and most of the atoms are in level 1. This allows us to make the standard bosonization approximation and map the spin algebra to a harmonic oscillator algebra via the transformation $1/\sqrt{N} \sum_j \sigma_{12,13}^{(j)} \rightarrow c_{2,3}$ with $[c_{2,3}, c_{2,3}^\dagger] = 1$. In a rotating frame that redefines dynamics in terms of detunings: $\Delta_{cav} = \omega_{cav} - \omega_p$, $\Delta = \omega_{31} - \omega_p$, $\Delta' = \omega_{32} - \omega_c$ and $\delta = \Delta - \Delta'$, one can derive the following set of coupled equations of motion that will be the starting point of our calculations

$$\dot{c}_3 = -(\gamma + i\Delta)c_3 + ig_N a + i\Omega c_2 + c_3^{in}, \quad (1a)$$

$$\dot{c}_2 = -(\gamma_c + i\delta)c_2 + i\Omega c_3 + c_2^{in}, \quad (1b)$$

$$\dot{a} = -(\kappa + i\Delta_{cav})a + ig_N c_3 + iG_0 a(b^\dagger + b) + a_{in}, \quad (1c)$$

$$\dot{b} = -(\gamma_m + i\omega_m)b + \gamma_m b^\dagger + G_0 a^\dagger a + b_{in}, \quad (1d)$$

where κ , $2\gamma_m$, γ and γ_c are the decay rates of the cavity field, the mirror, and the dipoles on the 3-1 and 2-1 transitions, respectively. Zero-mean valued Langevin noise terms have been added to the equations of motion with the following relevant correlation functions $\langle c_3^{in}(t) c_3^{in,\dagger}(t') \rangle = \gamma \delta(t - t')$, $\langle c_2^{in}(t) c_2^{in,\dagger}(t') \rangle = \gamma_c \delta(t - t')$, $\langle a_{in}(t) a_{in}^\dagger(t') \rangle = \kappa \delta(t - t')$, $\langle b^{in}(t) b^{in,\dagger}(t') \rangle = 2\gamma_m(n_i + 1)\delta(t - t')$ and $\langle b^{in,\dagger}(t) b^{in}(t') \rangle = 2\gamma_m n_i \delta(t - t')$. The occupancy of the mechanical resonator imposed by the external thermal reservoir is denoted here by n_i .

Dressed cavity field response In steady state the intracavity field mean value is given by $\langle a \rangle = \langle a_{in} \rangle / (\kappa + i\Delta_c - i\chi_{EIT})$ where $\Delta_c = \Delta_{cav} - G^2/\omega_m$ ($G = G_0 \langle a \rangle$) and the EIT medium susceptibility is

$$\chi_{EIT} = \frac{ig_N^2}{\gamma + i\Delta + \frac{\Omega^2}{\gamma_c + i\delta}}. \quad (2)$$

For a strongly absorbing medium ($g_N > \kappa, \gamma$) the cavity will only be transparent in a narrow frequency range around the two-photon (EIT) resonance. This emulates a cavity substantially narrower than its natural linewidth 2κ . Under the assumptions $\Omega^2 \gg \gamma_c \gamma$ and $\Omega \gg \gamma_c$ the cavity transmission spectrum becomes a Lorentzian peak centered around $\delta = 0$ with a modified halfwidth

$$\kappa_{EIT} \simeq \gamma_c + \kappa \frac{\Omega^2}{g_N^2} \quad (3)$$

An effective sharpening of the cavity response around the two-photon atomic resonance can thus be obtained if narrow atomic resonances ($\gamma_c \ll \kappa$) and strong atom-cavity coupling strengths ($g_N \gg \Omega$) are used [6]. This tailoring of the cavity field response will now be exploited for engineering coupling between the atoms and the mirror motion. For a simple physical understanding one can Fourier analyze Eqs. (1c) to derive the cavity response in the frequency domain in the presence of atoms. The result is plotted in Fig. 1c where, for example, the EIT sharpening of the cavity profile around the blue sideband shows the mechanism through which the inhibition of the red sideband improves cooling as compared to the situation where no atoms are present.

Eqs. (1a-1d) can be linearized around their steady state mean values and the variance matrix of the quantum fluctuations of all observables can be calculated numerically [14]. The most interesting physical situations correspond to tuning the dressed cavity field resonances to either the anti-Stokes or the Stokes motional sidebands. Here, the analysis is most conveniently performed by moving to the corresponding rotating frames.

Anti-Stokes sideband resonance: cooling and state mapping We first assume that the cavity and the atomic two-photon detunings are matched to the anti-Stokes motional frequency, $\delta = \Delta_c = \omega_m$. Hence emission of a cavity photon amounts to absorbing a mirror vibrational quantum. In the frame rotating at ω_m and neglecting off-resonant interactions the equations for the fluctuations read

$$\dot{\tilde{c}}_3 = -\gamma \tilde{c}_3 + ig_N a + i\Omega \tilde{c}_2 + \tilde{c}_3^{in}, \quad (4a)$$

$$\dot{\tilde{c}}_2 = -\gamma_c \tilde{c}_2 + i\Omega \tilde{c}_3 + \tilde{c}_2^{in}, \quad (4b)$$

$$\dot{\tilde{a}} = -\kappa \tilde{a} + ig_N \tilde{c}_3 + iG \tilde{b} + \tilde{a}_{in}, \quad (4c)$$

$$\dot{\tilde{b}} = -\gamma_m \tilde{b} + iG \tilde{a} + \tilde{b}_{in}. \quad (4d)$$

where $\tilde{o} = oe^{-i\omega_m t}$. We look at the effective interaction between \tilde{c}_2 and \tilde{b} in the regime when $\gamma, \kappa \gg \gamma_c, \gamma_m, \omega_m$, i.e. such that \tilde{c}_3 and \tilde{a} are the fast variables that can be adiabatically eliminated. We first identify two rates that play an important role in the process as the optical cooling rate $\Gamma_O = G^2/\kappa$, and the excited-ground state decay rate $\Gamma_E = \Omega^2/\gamma$, with corresponding normalized rates $\gamma_O = \Gamma_O/(1 + C)$ and $\gamma_E = \Gamma_E/(1 + C)$, where $C = g_N^2/\kappa\gamma$ is the cooperativity parameter. We can now write for the reduced bipartite system

$$\dot{\tilde{c}}_2 = -(\gamma_c + \gamma_E) \tilde{c}_2 - i\sqrt{C\gamma_E\gamma_O} \tilde{b} + \tilde{c}_2^{in}, \quad (5a)$$

$$\dot{\tilde{b}} = -(\gamma_m + \gamma_O) \tilde{b} - i\sqrt{C\gamma_E\gamma_O} \tilde{c}_2 + \tilde{b}_{in}, \quad (5b)$$

which show the renormalized bare effective decay rates of the system $\gamma_c + \gamma_E$ and $\gamma_m + \gamma_O$ together with the coupling rate $\sqrt{C\gamma_E\gamma_O}$. The effective Langevin noise terms contain contributions from all the noise processes in the system and are expressed as $\tilde{c}_2^{in} = -i\sqrt{\gamma_E/(1+C)}c_3^{in}/\sqrt{\gamma} - \sqrt{\gamma_EC/(1+C)}a_{in}/\sqrt{\kappa} + c_2^{in}$, $\tilde{b}_{in} = i\sqrt{\gamma_O/(1+C)}a_{in}/\sqrt{\kappa} - \sqrt{\gamma_OC/(1+C)}c_3^{in}/\sqrt{\gamma} + b_{in}$. The only non-vanishing correlations are $\langle \tilde{c}_2^{in}(t) \tilde{c}_2^{in,\dagger}(t') \rangle = 2(\gamma_E + \gamma_c)\delta(t - t')$, $\langle \tilde{b}^{in,\dagger}(t) \tilde{b}^{in}(t') \rangle = 2\gamma_m n_i \delta(t - t')$ and $\langle \tilde{b}^{in}(t) \tilde{b}^{in,\dagger}(t') \rangle = 2[\gamma_O + \gamma_m(n_i + 1)]\delta(t - t')$. An effective Hamiltonian for the atomic ground state coherence-mechanical motion can then be expressed as

$$H_{AS} \simeq \sqrt{C\gamma_E\gamma_O} (\tilde{b}^\dagger \tilde{c}_2 + \tilde{b} \tilde{c}_2^\dagger), \quad (6)$$

and takes the form of the beamsplitter-like interaction extensively used in quantum optics and quantum information. The investigation of the different timescales in the system leads to the identification of two regimes: *i) a cooling regime*, for $\gamma_O \ll \gamma_E$, and *ii) a state transfer (strong coupling) regime*, for $\sqrt{C\gamma_E\gamma_O} \gg \gamma_E, \gamma_O, \gamma_c, \gamma_m n_i$, which we analyze analytically and numerically in the following.

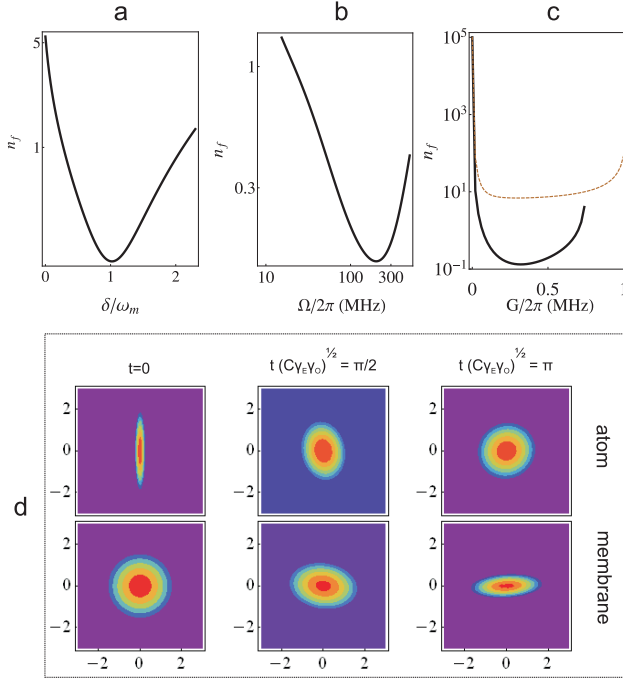


FIG. 2. *Cavity EIT cooling*: (a) Logarithmic plot of the final occupancy number n_f as a function of normalized two-photon detuning δ/ω_m . (b) Variation of n_f with Ω for $\delta = \omega_m$. (c) Variation of n_f with G for standard self-cooling with no atoms ($\Delta_c = \kappa/2$, dashed line) and cavity EIT cooling ($\delta = \omega_m$, $\Omega = (2\pi)300$ MHz, solid line). *State mapping*: (d) Time evolution of the atomic and mechanical oscillator Wigner functions for an initially squeezed ground-state atomic spin. See text for parameters.

When $\kappa_{EIT} \gg \gamma_c, \Gamma_O$ one can treat the atom-cavity subsystem as an effective bath for the mechanical degree of freedom [13]. The sharpening of the cavity response (EIT window) can inhibit Stokes scattering leading to resolved sideband cooling. Assuming a bad cavity $\kappa \gg \omega_m$ (for which direct cavity-induced optomechanical cooling would be slow and inefficient) we first assume that $\kappa_{EIT} \ll \omega_m$ to resolve sidebands. To avoid entering the strong coupling regime where the blue sideband spectrum gets wider than the EIT peak we also assume that $\kappa_{EIT} > \sqrt{C\gamma_E\gamma_O}$. Under such conditions the cooling rate is, to a good approximation, $\Gamma_O(\gamma_E/\kappa_{EIT})$, while the mirror heating rate is $2\gamma_m n_i + \gamma_O$. We can now write a simple expression for the final mechanical occupancy

$$n_f \simeq \frac{\gamma_m}{\gamma_m + \Gamma_O} n_i + \frac{\gamma_c}{2\kappa_{EIT}}, \quad (7)$$

which can be well-below unity for sufficiently strong optomechanical coupling and narrow cavity EIT resonances. Note that the ultimate cooling limit in $\gamma_c/2\kappa_{EIT}$ is however bounded by the resolved sideband condition $\kappa_{EIT} \ll \omega_m$.

In the regime where the coherent coupling rate $\sqrt{C\gamma_E\gamma_O}$ becomes larger than the effective decay rates, coherent state transfer is possible between the mirror and the ground state coherence. The conditions for achieving this goal can be sum-

marized by the following double inequality

$$\frac{\kappa}{g_N} \ll \frac{G}{\Omega} \ll \frac{g_N}{\gamma}. \quad (8)$$

To illustrate the cooling and state transfer regime more clearly we focus now on a numerical example. We take $N = 10^8$ Rb atoms ($\gamma = (2\pi)3$ MHz) coupled to an optical cavity with $\kappa = (2\pi)1$ MHz and $g = (2\pi)100$ kHz and assume a ground state decoherence rate of $\gamma_c \sim (2\pi)1$ kHz, as obtained e.g. with ion crystals [15]. We assume a mechanical resonator with oscillation frequency $\omega_m = (2\pi)200$ kHz and mechanical quality factor $Q_m \sim 10^7$ [9], immersed in a thermal environment at 1 K, with initial effective occupancy $n_i = 10^5$ at ω_m . Notice that $\kappa/\omega_m = 5$ corresponds to the inefficient unresolved sideband optomechanical regime where, in the absence of the atomic medium, cooling is slow and optimized around $\Delta_c \simeq \kappa/2$. For a control field of Rabi frequency $\Omega = (2\pi)300$ MHz the effective cavity decay rate reduces to $\kappa_{EIT} \simeq \kappa/10$, which puts us slightly in the resolved sideband regime. To estimate the effective cooling of the scheme one has to fix the optomechanical effective coupling G . For a membrane with an effective mass around 1 ng in a 1 cm-long optical cavity one gets a single-photon optomechanical coupling strength of the order of $G_0 \simeq (2\pi)200$ Hz. For a maximum $|\langle a \rangle| \simeq 10^3$, to satisfy $g|\langle a \rangle| \ll \Omega$, one would obtain $G \simeq (2\pi)200$ kHz. For these parameters we numerically calculate the variance matrix from Eqs. (1a-1d) and show in Fig. 2a the expected optimization of cooling when the two photon resonance is matched to ω_m . The effective cavity window then completely includes the Anti-Stokes sideband for efficient cooling, $\kappa_{EIT} \gg \Gamma_O = (2\pi)40$ kHz. Fixing $\delta = \omega_m$, Fig. 2b shows the variation of the residual occupancy with the control field Rabi frequency. As expected from Eq. (7), the occupancy decreases as κ_{EIT} increases until the EIT window becomes too large to resolve the sidebands. We show in Fig. 2c a comparison between cavity EIT cooling and standard optimized cavity cooling (when no atoms are present) with fixed $\Delta_c \simeq \kappa/2$. The obtainable temperature is about two orders of magnitude lower in the EIT cooling case while the cooling rate is enhanced by a factor $\sim \kappa/\omega_m$.

We then check the validity of our RWA treatment indication of a strong coupling regime by taking the example of a reversible state mapping of a squeezed state. Considering an initial situation in which the atomic ground-state coherence has been prepared in a squeezed atomic state with squeezing parameter $r = 1$ and the mirror in an initial thermal state with average phonon number 2, we numerically integrate Eqs. (1a-1d) and calculate the time evolution of the atom and mirror Wigner functions. To satisfy Eq. (8), we take $\Omega = (2\pi)100$ MHz and $G = (2\pi)500$ kHz. The ratios of the coupling strength $\sqrt{C\gamma_E\gamma_O}$ to the various decoherence rates for the chosen illustration ($\gamma_m n_i, \gamma_O, \gamma_E$) are $(25, 6.6 \cdot 10^4, 5)$, showing the emergence of a strong coupling regime. Fig. 2d shows indeed the transfer of the atomic squeezed state onto the mechanical resonator after a time $\pi/\sqrt{C\gamma_E\gamma_O}$. Taking $|\langle a \rangle| \simeq 250$ (to still satisfy $g|\langle a \rangle| \ll \Omega$) this would mean an optomechanical cou-

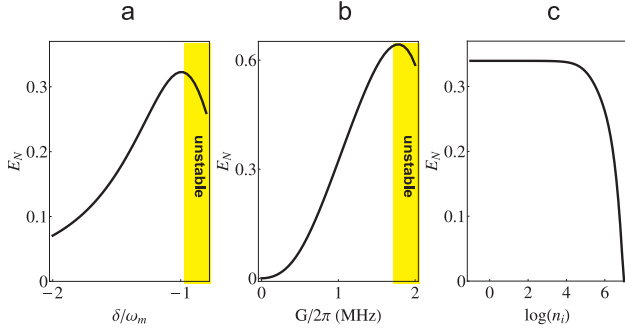


FIG. 3. *Atom-mirror entanglement*: (a) Logarithmic negativity E_N as a function of two-photon detuning δ for the parameters given in the text. (b) Variation of E_N with G for $\delta = -\omega_m$. (c) Variation of E_N with n_i , showing the robustness of the entanglement with respect to temperature.

pling rate $G_0 \sim (2\pi)2kHz$, a value somewhat higher than that achieved with state-of-the-art SiN membranes [9].

Stokes sideband resonance: atom-mirror entanglement We now turn to the case where the cavity and the EIT medium are tuned to the Stokes sideband. Assuming $\delta = \Delta_c = -\omega_m$ and neglecting again off-resonant interactions, one gets a set of equations similar to Eqs. (4), \tilde{b} being replaced by \tilde{b}^\dagger . Eliminating the fast variables in the frame rotating at $-\omega_m$, one can again deduce an effective Hamiltonian for the reduced atom-mirror system which now takes the form of a parametric down-conversion process

$$H_S \simeq \sqrt{C\gamma_E\gamma_O}(\tilde{b}^\dagger\tilde{c}_2^\dagger + \tilde{b}\tilde{c}_2), \quad (9)$$

known to generate bipartite entanglement from an initial bimodal separable state [10]. To quantify this entanglement we calculate the logarithmic negativity E_N [16] by numerically integrating Eqs. (1a-1d). However, a closer look into the RWA equations of motion shows that despite the fact that the down-conversion process does lead to an entangled steady state, the assumption of $\Delta_c = -\omega_m$ strongly limits the achievable entanglement, owing to the occurrence of a parametric instability even for very small values of G . To get around the limitation imposed by the parametric heating of the membrane, one can use a far-detuned cavity such that $|\Delta_c| \gg \kappa, \omega_m$. In such a case higher values of G are allowed before the onset of parametric instability and considerable entanglement can in principle be generated, as illustrated in Fig. 3. As an example, we consider the parameters used for Fig. 2, except for $N = 10^4$ and $\Omega = (2\pi)1.2$ MHz and choose a cavity detuning $\Delta_c = -12\kappa$. As shown in Fig. 3a, the entanglement is maximum around $\delta \simeq -\omega_m$, close to the point where parametric instability occurs. The entanglement dependence on G is shown in Fig. 3b and the expected increase with the cavity driving is obtained. Under the condition $\delta \simeq -\omega_m$ and for $G = (2\pi)1$ MHz, Fig. 3c shows that the generated entanglement is somehow quite robust with respect to the thermal environment of the mechanical oscillator, as substantial entanglement is still present even at temperatures of ~ 20 K. The point where the entanglement

washes out can also be analytically estimated by equating the coupling rate to the thermal decoherence rate. Adiabatic eliminations of the cavity field and atomic dipole result in an effective atom-membrane coupling $\Omega g_N G / \sqrt{g_N^4 + \gamma^2 \Delta_c^2}$. For the parameters considered, this coupling equals the thermal decoherence rate at $n_i \simeq 6 \times 10^6$, in agreement with Fig. 3c.

Conclusion and outlook We have shown that a hybrid optomechanical approach in dealing with quantum effects at the mesoscale range defined by a mechanical resonator can be employed for accessing regimes which would otherwise be inaccessible in the bare optomechanical system. Strong coupling and entanglement in the unresolved sideband regime of a cavity-membrane system can for instance be engineered via the controllable atom-field EIT effect. Conditioned by experimental progress in increasing the bare optomechanical coupling, we envision a ion Coulomb crystal-membrane hybrid system where these effects can be verified. Moreover, when instead of an intracavity membrane one considers the motion of the Coulomb crystal as a whole as the mechanical degree of freedom, cavity mediated motional-internal state coupling can be also similarly shown.

Acknowledgments MD and AD acknowledge support from the ESF Euroquam "CMMC" and EU "PICC" and "CCQED" projects. CG and HR acknowledge support from the NanoSci-E+ Project "NOIs".

-
- [1] T. J. Kippenberg and K. J. Vahala, *Science* **321**, 1172 (2008); I. Favero and K. Karrai, *Nature Photon.* **3**, 201 (2009); M. Aspelmeyer, S. Gröblacher, K. Hammerer, and N. Kiesel, *J. Opt. Soc. Am. B* **27**, A189 (2010).
 - [2] K. W. Murch, K. L. Moore, S. Gupta and D. M. Stamper-Kurn, *Nature Phys.* **4**, 561 (2008); F. Brenneke, S. Ritter, T. Donner and T. Esslinger, *Science* **322**, 235 (2008); T. P. Purdy *et al.*, *Phys. Rev. Lett.* **105**, 133602 (2010); M. H. Schleier-Smith *et al.*, arXiv:1104.4623v1 (2011).
 - [3] L. Tian and P. Zoller, *Phys. Rev. Lett.* **93**, 266403 (2004); P. Treutlein *et al.*, *Phys. Rev. Lett.* **99**, 140403 (2007); C. Genes, D. Vitali and P. Tombesi, *Phys. Rev. A* **77**, 050307(R) (2008); K. Hammerer, M. Aspelmeyer, E. S. Polzik and P. Zoller, *Phys. Rev. Lett.* **102**, 020501 (2009); K. Hammerer *et al.*, *Phys. Rev. Lett.* **103**, 063005 (2009); S. Singh, M. Battacharya, O. Dutta and P. Meystre, *Phys. Rev. Lett.* **101**, 263603 (2008); N. Lambert *et al.*, *Phys. Rev. Lett.* **100**, 136802 (2008); P. Rabl *et al.*, *Phys. Rev. B* **79**, 041302(R) (2009).
 - [4] C. Genes, H. Ritsch and D. Vitali, *Phys. Rev. A* **80**, 061803 (2009).
 - [5] K. Hammerer *et al.*, *Phys. Rev. A* **82**, 021803 (2010); D. Hunger *et al.*, arXiv:1103.1820 (2011).
 - [6] M. D. Lukin, M. Fleischhauer, M. O. Scully and V. L. Velichansky, *Opt. Lett.* **23**, 295 (1998).
 - [7] F. Elste, S. M. Girvin and A. A. Clerk, *Phys. Rev. Lett.* **102**, 207209 (2009).
 - [8] G. Morigi, J. Eschner and C. H. Keitel, *Phys. Rev. Lett.* **85**, 4458 (2000).
 - [9] J. D. Thompson *et al.*, *Nature* **452**, 72 (2008); D. J. Wilson, C. A. Regal, S. B. Papp and H. J. Kimble, *Phys. Rev. Lett.* **103**,

- 207204 (2009); J. C. Sankey *et al.*, Nature Phys. **6**, 707 (2010).
- [10] M. A. Nielsen and I. L. Chuang, *Quantum Computation and Quantum Information* (Cambridge, 2000).
- [11] A. T. Black, H. W. Chan, V. Vuletic, Phys. Rev. Lett. **91**, 203001 (2003); Y. Colombe *et al.*, Nature **450**, 272 (2007).
- [12] P. Herskind *et al.*, Nature Phys. **5**, 494 (2009).
- [13] I. Wilson-Rae, N. Nooshi, W. Zwerger, and T. J. Kippenberg, Phys. Rev. Lett. **99**, 093901 (2007); F. Marquardt, J. P. Clerk, A. A. Chen, and S. M. Girvin, Phys. Rev. Lett. **99**, 093902 (2007); A. Dantan, C. Genes, D. Vitali and M. Pinard, Phys. Rev. A **77**, 011804(R) (2008); C. Genes *et al.*, Phys. Rev. A **77**, 033804 (2008).
- [14] C. W. Gardiner and P. Zoller, *Quantum Noise* (Springer-Verlag, Berlin, 2000).
- [15] M. Albert, A. Dantan and M. Drewsen, arXiv:1102.5010 (2011).
- [16] J. Eisert, Ph.D. thesis, University of Potsdam, 2001; G. Vidal and R. F. Werner, Phys. Rev. A **65**, 032314 (2002);