

# General relativistic radiation hydrodynamics of accretion flows. I: Bondi-Hoyle accretion.

O. Zanotti<sup>1\*</sup>, C. Roedig<sup>1</sup>, L. Rezzolla<sup>1,2</sup> and L. Del Zanna<sup>3</sup>

<sup>1</sup>Max-Planck-Institut für Gravitationsphysik, Albert Einstein Institut, Am Mühlenberg 1, 14476 Golm, Germany

<sup>2</sup>Department of Physics, Louisiana State University, Baton Rouge, LA 70803, USA

<sup>3</sup>Dipartimento di Fisica e Astronomia, Università di Firenze, Largo E. Fermi 2, 50125 Firenze, Italy

## ABSTRACT

We present a new code for performing general-relativistic radiation-hydrodynamics simulations of accretion flows onto black holes. The radiation field is treated in the optically-thick approximation, with the opacity contributed by Thomson scattering and thermal bremsstrahlung. Our analysis is concentrated on a detailed numerical investigation of hot two-dimensional, Bondi-Hoyle accretion flows with various Mach numbers. We find significant differences with respect to purely hydrodynamical evolutions. In particular, once the system relaxes to a radiation-pressure dominated regime, the accretion rates become about two orders of magnitude smaller than in the purely hydrodynamical case, remaining however super-Eddington as are the luminosities. Furthermore, when increasing the Mach number of the inflowing gas, the accretion rates become smaller because of the smaller cross section of the black hole, but the luminosities increase as a result a stronger emission in the shocked regions. Overall, our approach provides the first self-consistent calculation of the Bondi-Hoyle luminosity, most of which is emitted within  $r \sim 100M$  from the black hole, with typical values  $L/L_{\text{Edd}} \simeq 1 - 7$ , and corresponding energy efficiencies  $\eta_{\text{BH}} \sim 0.09 - 0.5$ . The possibility of computing luminosities self-consistently has also allowed us to compare with the bremsstrahlung luminosity often used in modelling the electromagnetic counterparts to supermassive black-hole binaries, to find that in the optically-thick regime these more crude estimates are about 20 times larger than our radiation-hydrodynamics results.

**Key words:** accretion, accretion discs - black hole physics - relativity - numerical

## 1 INTRODUCTION

Numerical relativity faces an embarrassing gap between the accuracy with which it computes the gravitational-wave emission from the dynamics of compact objects such as black holes and neutron stars (McWilliams 2010; Duez 2010; Rezzolla et al. 2011; Sekiguchi et al. 2011) and the very rough estimates of the electromagnetic emission that can be currently computed with state of the art numerical codes (Farris et al. 2008; Palenzuela et al. 2009; Mösta et al. 2010; Bode et al. 2010; Zanotti et al. 2010). The strongest limitation preventing a more realistic description of the emitted electromagnetic radiation is the modelling of radiative transfer in the gas, which is often neglected in relativistic calculations in view of the large computational costs involved. This problem is of course common to a large class of relativistic simulations, but it becomes particularly apparent in those cases where an accurate computation of the emitted luminosity is at least as important as providing a faithful description of the dynamics. Among such cases, accretion onto compact objects is perhaps the most important one.

Until a few years ago, the time dependent solution of the relativistic radiation hydrodynamics equations of accretion flows was performed in one spatial dimension only and, typically, through Lagrangian finite-difference schemes or through the so called linearized block-implicit algorithms. Starting from the pioneering works by Gilden & Wheeler (1980) and Vitello (1984), relevant results concerning spherical accretion onto black holes were obtained with a Lagrangian code by Zampieri et al. (1996), who were able to solve the radiation hydrodynamics equations both in the optically thin and in the optically thick regime, by means of the projected symmetric trace-free (PSTF) moment formalism introduced by Thorne (1981) and subsequently reformulated by Rezzolla & Miller (1994) for spherical flows. Such formalism provides one of the most accurate approximations to the solution of the radiation transfer equations, and, in analogy to what is done in fluid dynamics, it allows to define moments of the radiation field similarly to how density, momentum and pressure of a medium are defined as moments of the distribution function. As a result, instead

\* E-mail: zanotti@aei.mpg.de

of following rays, the moment equations are solved directly with an Eulerian or a Lagrangian code.<sup>1</sup>

Despite these initial efforts, the time-dependent solution of the relativistic radiation-hydrodynamics equations in more than one spatial dimensions remains very challenging. Nowadays, the multidimensional numerical codes available can be divided in two major classes, accounting for, separately, the optically thin regime or the optically thick one. The former class is mainly focused on providing a realistic modelling of core-collapse supernovae, by employing Boltzmann neutrino transport, state-of-the-art neutrino interactions, and general relativity. Relevant achievements have been obtained over the years by Mezzacappa et al. (2001); Bruenn et al. (2001); Liebendörfer et al. (2001); Liebendörfer et al. (2005); Messer et al. (2008), who, among other things, showed the importance of multidimensional simulations to model the shock revival via neutrinos in a supernova explosion. In a different physical context, namely that of accretion discs around black holes, but still in the optically thin regime, Noble et al. (2009) considered an approximate treatment in which radiation is described through a loss term in the energy equation. They used fully relativistic ray-tracing techniques to compute the luminosity received by distant observers. For a disc with aspect ratio  $H/r \simeq 0.1$  accreting onto a black hole with spin parameter  $a = 0.9$ , they found a significant dissipation beyond that predicted by the classical model by Novikov & Thorne (1973).

The numerical investigation of the optically thick regime, on the other hand, has received less attention. The seminal work by Hsieh & Spiegel (1976) already set the basis for the formulation of the relativistic radiation-hydrodynamics equations in conservation form and therefore suitable for an Eulerian numerical implementation. Later on, interesting advances were obtained by Shapiro (1996), Park (2006) and Takahashi (2007). Finally, Farris et al. (2008) have shown that for optically-thick gases and gray-body opacities, the general relativistic radiation-hydrodynamics equations can indeed be written in conservation form, thus allowing for the use of numerical methods based on Riemann solvers that have been successfully adopted by many relativistic hydrodynamics and magnetohydrodynamics codes. Very recently, and while this paper was being completed, Shibata et al. (2011) have presented a modified truncated moment formalism allowing for the conservative formulation of the relativistic radiation-hydrodynamics equations both in the optically thin and in the optically thick limit. This formulation could represent a major step forward with respect to present leakage schemes accounting for the free streaming of radiation (Sekiguchi 2010; Sekiguchi et al. 2011).

In this paper, which is the first of a series, we extend our ECHO code (Del Zanna et al. 2007) by following the strategy suggested by Farris et al. (2008), and concentrate on one of the simplest accretion flows scenarios, namely: Bondi-Hoyle accretion onto a black hole. This problem has recently been studied by Farris et al. (2010) in the context of merging supermassive black hole binaries in full general relativity, but neglecting the back-reaction of radiation onto matter. By assuming that opacity is made of contributions by Thomson scattering and thermal bremsstrahlung, we compute here the luminosity emitted in hot Bondi-Hoyle accretion onto a

black hole. As the flow relaxes to a radiation-pressure dominated regime, we find significant differences with respect to purely hydrodynamical evolutions. In particular, the accretion rates drop of about two orders of magnitude when compared to the purely hydrodynamical case, remaining however super-Eddington. Furthermore, we find that larger inflow velocities lead to smaller accretion rates (because of the smaller cross section of the black hole) but to larger luminosities (because of the stronger emission in the shocked regions).

The plan of the paper is the following: We first describe the numerical methods in Section 2 while the validation of the code is presented in Section 3. Section 4, on the other hand, is devoted to radiative Bondi-Hoyle accretion flows and contains the main results of our work. The conclusions are presented in Sec. 5. We assume a signature  $(-, +, +, +)$  for the spacetime metric and we will use Greek letters (running from 0 to 3) for four-dimensional spacetime tensor components, while Latin letters (running from 1 to 3) will be employed for three-dimensional spatial tensor components. Moreover, we set  $c = 1$ ,  $G = 10^{-10}$  and extend the geometric units by setting  $m_p/k_B = 1$ , where  $m_p$  is the mass of the proton, while  $k_B$  is the Boltzmann constant. We have maintained  $c$ ,  $G$ , and  $k_B$  in an explicit form in those expressions of particular physical interest. Appendix A describes the extended geometrized system of units adopted in the code.

## 2 RELATIVISTIC RADIATION HYDRODYNAMICS

### 2.1 Covariant formulation

The total momentum-energy tensor  $T^{\alpha\beta}$  of a fluid immersed in a radiation field comprises two terms:  $T^{\alpha\beta} = T_m^{\alpha\beta} + T_r^{\alpha\beta}$ . The first one is the ordinary one describing the energy and momentum of the matter

$$T_m^{\alpha\beta} = \rho h u^\alpha u^\beta + p g^{\alpha\beta}, \quad (1)$$

where  $g^{\alpha\beta}$  is the spacetime metric tensor,  $u^\alpha$  is the four-velocity of the fluid, while  $\rho$ ,  $h = 1 + \epsilon + p/\rho$ ,  $\epsilon$  and  $p$  are the rest-mass density, the specific enthalpy, the specific internal energy, and the thermal pressure, respectively. All of these quantities are measured in the comoving frame of the fluid. The thermal pressure is related to  $\rho$  and  $\epsilon$  through an equation of state (EOS), and we will here consider an ideal-gas, for which the EOS is expressed as

$$p = \rho\epsilon(\gamma - 1), \quad (2)$$

where  $\gamma$  is the (constant) adiabatic index of the gas. The second term describes instead the radiation field and is given by (Mihalas & Mihalas 1984; Shapiro 1996)

$$T_r^{\alpha\beta} = \frac{1}{c} \int I_\nu N^\alpha N^\beta d\nu d\Omega, \quad (3)$$

where  $I_\nu = I_\nu(x^\alpha, N^i, \nu)$  is the specific intensity<sup>2</sup> of the radiation,  $N^\alpha$  is the four-vector defining the photon propagation direction,  $d\nu$  is the infinitesimal frequency and  $d\Omega$  is the infinitesimal solid angle around the direction of propagation. We recall that the direction of propagation of the photon is defined as  $N^\alpha \equiv p^\alpha/h_{P1}\nu$ , where  $p^\alpha$  is the photon four-momentum, while  $h_{P1}$  and  $\nu$  are, respectively, the Planck constant and the photon frequency as measured in the comoving frame of the fluid.

<sup>1</sup> In a nonrelativistic context, recent interesting developments have been reported by Petkova & Springel (2009) and Petkova & Springel (2010), who adopted the moment formalism within the SPH Gadget code and used a variable Eddington tensor as a closure relation, following the Optically Thin Variable Eddington Tensor suggestion of Gnedin & Abel (2001).

<sup>2</sup> We note that  $I_\nu$  is an energy flux per unit time, frequency and solid angle, so that in cgs units it has dimensions of  $\text{erg cm}^{-2} \text{s}^{-1} \text{Hz}^{-1} \text{sr}^{-1}$ .

Since the two terms  $\nu d\nu d\Omega$  and  $I_\nu/\nu^3$  are relativistic invariants (Rybicki & Lightman 1986), their product with the tensor  $p^\alpha p^\beta$  is still a tensor, and indeed it provides the integrand of Eq. (3).

In the frame comoving with the fluid, the moments of the radiation field are the energy density, the radiation flux and the radiation stress tensor, which are respectively given by

$$E_r = \frac{1}{c} \int I_\nu d\nu d\Omega, \quad (4)$$

$$F_r^\alpha = h^\alpha_\beta \int I_\nu d\nu d\Omega N^\beta, \quad (5)$$

$$P_r^{\alpha\beta} = \frac{1}{c} \int I_\nu d\nu d\Omega N^\alpha N^\beta, \quad (6)$$

where the tensor  $h^{\alpha\beta} = g^{\alpha\beta} + u^\alpha u^\beta$  projects any other tensor into the space orthogonal to  $u^\alpha$ , namely  $h^{\alpha\beta} u_\alpha = 0$ . In terms of such moments the radiation energy-momentum tensor  $T_r^{\alpha\beta}$  can be rewritten as (Hsieh & Spiegel 1976)

$$T_r^{\alpha\beta} = (E_r + P_r) u^\alpha u^\beta + F_r^\alpha u^\beta + u^\alpha F_r^\beta + P_r g^{\alpha\beta}, \quad (7)$$

where  $E_r$  and  $P_r$  are the radiation energy density and pressure, respectively. As in Farris et al. (2008), we make the additional and strong physical assumption that the radiation is very close to being isotropic in the comoving frame of the fluid, thus mimicking the conditions of the optically thick regime. However, while the radiation pressure is actually set to be  $P_r = E_r/3$ , as the isotropic assumption implies, the radiation flux is allowed to assume non-vanishing values, although with the constraint that  $F_r^i/E_r \ll 1$ . Hence, the radiation field is only approximately isotropic.

The full set of equations describing the dynamics of the system is

$$\nabla_\alpha (\rho u^\alpha) = 0, \quad (8)$$

$$\nabla_\alpha T^{\alpha\beta} = 0, \quad (9)$$

$$\nabla_\alpha T_r^{\alpha\beta} = -G_r^\beta. \quad (10)$$

While Eqs. (8), and (9) represent the well known continuity equation and the energy momentum equation, Eq. (10) expresses the evolution of the radiation field, where  $G_r^\alpha$  is the radiation four-force density. The latter depends on the physical interaction between matter and radiation and is therefore specific to the problem considered. In full generality this tensor is given by (Mihalas & Mihalas 1984; Shapiro 1996)

$$G_r^\alpha = \frac{1}{c} \int (\chi_\nu I_\nu - \eta_\nu) N^\alpha d\nu d\Omega, \quad (11)$$

where  $\chi_\nu \equiv \chi_\nu^t + \chi_\nu^s$  and  $\eta_\nu \equiv \eta_\nu^t + \eta_\nu^s$  are the total opacity and emissivity coefficients<sup>3</sup>, each containing a thermal contribution, indicated with the superscript “t”, and a scattering one, indicated with a superscript “s”. In addition, we assume that: (i) the scattering is isotropic and coherent; (ii) the thermal emissivity and the thermal opacity coefficients are related to the Planck function  $\tilde{B}_\nu$  through Kirchhoff’s law  $\eta_\nu^t = \tilde{B}_\nu \chi_\nu^t$ ; (iii) that electrons and ions are maintained at the same temperature; (iv) the opacity coefficients are independent of frequency,  $\chi_\nu = \kappa_g \rho$ , where  $\kappa_g$  is the gray-body opacity. The last assumption, in particular, prevents us from taking into account photoionization effects, which are therefore not considered in our analysis.

Under these conditions, which are indeed the same considered

<sup>3</sup> Note that although both are referred to as “coefficients”,  $\chi_\nu$  and  $\eta_\nu$  have different units. The dimensions of  $\chi_\nu$  are  $\text{cm}^{-1}$ , while those of  $\eta_\nu$  are  $\text{erg cm}^{-3} \text{s}^{-1} \text{Hz}^{-1} \text{sr}^{-1}$ .

by Farris et al. (2008), the radiation four-force can be written in covariant form as

$$G_r^\alpha = \chi^t (E_r - 4\pi \tilde{B}) u^\alpha + (\chi^t + \chi^s) F_r^\alpha, \quad (12)$$

where  $4\pi \tilde{B} = a_{\text{rad}} T^4$  is the equilibrium black-body intensity, with  $T$  the temperature of the fluid and  $a_{\text{rad}}$  is the radiation constant. The temperature is estimated from the ideal-gas EOS via the expression

$$T = \frac{m_p p}{k_B \rho}, \quad (13)$$

where, we recall,  $k_B$  is the Boltzmann constant and  $m_p$  the rest-mass of the proton. In this paper we consider the case of bremsstrahlung opacity (Rybicki & Lightman 1986)

$$\begin{aligned} \chi_{br}^t &= 1.7 \times 10^{-25} T_K^{-7/2} Z^2 n_e n_i \text{ cm}^{-1} \\ &= 1.7 \times 10^{-25} T_K^{-7/2} \frac{\rho_{\text{cgs}}^2}{m_p^2} \text{ cm}^{-1}, \end{aligned} \quad (14)$$

where  $n_e$  and  $n_i \simeq n_e$  are respectively the number densities of electrons and ions (protons) expressed in cgs units, while  $T_K$  is the equilibrium temperature of both electrons and protons expressed in Kelvin. For the scattering opacity we consider the Thomson scattering opacity and we recall that the Thomson cross sections of electrons and protons are:  $\sigma_{T,e} = 6.6524586 \times 10^{-25} \text{ cm}^2$  and  $\sigma_{T,p} = (m_e/m_p)^2 \sigma_{T,e}$ , respectively. Hence, the Thomson scattering opacities of electrons and of protons are given by

$$\chi_e^s = \sigma_{T,e} n_e = \sigma_{T,e} \left( \frac{\rho}{m_p} \right) = 0.397726 \rho_{\text{cgs}} \text{ cm}^{-1}, \quad (15)$$

$$\chi_p^s = \sigma_{T,p} n_p = \sigma_{T,p} \left( \frac{\rho}{m_p} \right) = 1.17968 \times 10^{-7} \rho_{\text{cgs}} \text{ cm}^{-1}. \quad (16)$$

We recall that the electron-scattering opacity dominates over free-free opacity at low densities and high temperatures (Harwit 1998), where the interaction between electrons and ions is weak. It is worth stressing that, because of the assumptions made, an incoherent process such as Compton scattering, with a cross section that is frequency dependent, cannot be consistently taken into account and it is therefore neglected. Finally, as customary, the optical thickness is defined as the line integral of the opacities between two points in the fluid

$$\tau = \int_0^L (\chi^t + \chi^s) ds. \quad (17)$$

In practice, we approximate expression (17) as  $\tau \simeq (\chi^t + \chi^s) L$ , with  $L$  being a typical length scale of the problem.

We refer to Appendix A for a summary about the conversion between cgs and geometrized units.

## 2.2 Numerical methods

We solve the equations of general relativistic non-dissipative radiation hydrodynamics (8)-(10) through a modified version of the ECHO code (Del Zanna et al. 2007), which adopts a 3 + 1 split of spacetime in which the spacetime is foliated into non-intersecting space-like hyper-surfaces  $\Sigma_t$ , defined as isosurfaces of a scalar time function  $t$ . Within this approach, the metric is decomposed according to (Arnowitt et al. 1962)

$$ds^2 = -\alpha^2 dt^2 + \gamma_{ij} (dx^i + \beta^i dt)(dx^j + \beta^j dt), \quad (18)$$

where  $\alpha$  is the lapse function,  $\beta^i$  is the shift vector,  $\gamma_{ij}$  is the spatial metric tensor, and

$$n_\mu = -\alpha \nabla_\mu t = (-\alpha, 0_i), \quad (n_\mu n^\mu = -1), \quad (19)$$

is the future-pointing time-like unit vector normal to the slices  $\Sigma_t$ . The observer moving with four-velocity  $n^\mu = \{1/\alpha, -\beta^i/\alpha\}$  is called *Eulerian* (Smarr & York 1978). Any vector  $V^\mu$  (or similarly a tensor) may be projected in its temporal component  $V^{\hat{t}} = -n_\mu V^\mu$  and spatial component  $\perp V^\mu = (g^\mu_\nu + n^\mu n_\nu) V^\nu$ . As a result, any spatial vector  $V^\mu$  (or tensor) must necessarily have a vanishing contravariant temporal component  $V^t = 0$ , whereas its covariant temporal component is  $V_t = g_{\mu t} V^\mu = \beta_i V^i$ , in general different from zero. The 3 + 1 splitting procedure just described can be applied to the vectors and tensor introduced so far to yield

$$u^\alpha = \Gamma n^\alpha + \Gamma v^\alpha, \quad (20)$$

$$T_m^{\alpha\beta} = W^{\alpha\beta} + S^\alpha n^\beta + n^\alpha S^\beta + U n^\alpha n^\beta, \quad (21)$$

$$F_r^\alpha = \alpha F_r^t n^\alpha + f_r^\alpha, \quad (22)$$

$$T_r^{\alpha\beta} = R_r^{\alpha\beta} + S_r^\alpha n^\beta + n^\alpha S_r^\beta + U_r n^\alpha n^\beta, \quad (23)$$

where all the tensors  $v^\mu$ ,  $W^{\mu\nu}$ ,  $S^\mu$ ,  $f_r^\mu$ ,  $R_r^{\mu\nu}$ ,  $S_r^\mu$  correspond to the familiar three-dimensional quantities as measured by the Eulerian observers, are purely spatial, and have indices that are raised and lowered by the spatial metric  $\gamma_{ij}$ . In particular, the newly introduced quantities are related to the corresponding quantities in the comoving frame by

$$D \equiv \rho \Gamma, \quad (24)$$

$$W^{ij} \equiv \rho h \Gamma^2 v^i v^j + p \gamma^{ij}, \quad (25)$$

$$S^i \equiv \rho h \Gamma^2 v^i, \quad (26)$$

$$U \equiv \rho h \Gamma^2 - p, \quad (27)$$

$$R_r^{ij} \equiv \frac{4}{3} E_r \Gamma^2 v^i v^j + \Gamma (f_r^i v^j + f_r^j v^i) + \mathcal{P}_r \gamma^{ij}, \quad (28)$$

$$S_r^i \equiv \frac{4}{3} E_r \Gamma^2 v^i + \Gamma (\alpha F_r^t v^i + f_r^i), \quad (29)$$

$$U_r \equiv \frac{4}{3} E_r \Gamma^2 + 2\alpha \Gamma F_r^t - \frac{E_r}{3}. \quad (30)$$

A few comments about the quantities in the equations above can be useful. The vectors  $v^i$  and  $f_r^i$  are the velocity and the radiation flux, respectively, as measured by the Eulerian observers, while  $\Gamma = (1 - v^2)^{-1/2} = \alpha u^t$  is the Lorentz factor of the bulk flow. In particular, the radiation flux vector is  $f_r^i = F_r^i + \beta^i F_r^t$  where  $F_r^t$  is computed from the orthogonality condition  $F_r^\alpha u_\alpha = 0$  and is given by

$$F_r^t = \frac{v_i F_r^i}{\alpha - \beta_i v^i} = \frac{v_i f_r^i}{\alpha}. \quad (31)$$

It is interesting to note that  $U_r = R_r^{\alpha\beta} n_\alpha n_\beta$  is the radiation energy density as measured by the Eulerian observers, in analogy with what happens for the conserved energy density of the fluid  $U$  defined by (27).

The general-relativistic radiation-hydrodynamics equations are then written in the following conservative form

$$\partial_t \vec{\mathcal{U}} + \partial_i \vec{\mathcal{F}}^i = \vec{\mathcal{S}}, \quad (32)$$

which is appropriate for numerical integration via standard high-resolution shock-capturing (HRSC) methods developed for the Euler equations. The conservative variables and the corresponding

fluxes in the  $i$ -direction are respectively given by

$$\vec{\mathcal{U}} \equiv \sqrt{\gamma} \begin{bmatrix} D \\ S_j \\ U \\ (S_r)_j \\ U_r \end{bmatrix}, \quad \vec{\mathcal{F}}^i \equiv \sqrt{\gamma} \begin{bmatrix} \alpha v^i D - \beta^i D \\ \alpha W_j^i - \beta^i S_j \\ \alpha S^i - \beta^i U \\ \alpha R_r^{ij} - \beta^i (S_r)_j \\ \alpha S_r^i - \beta^i U_r \end{bmatrix}, \quad (33)$$

whereas the sources, in any stationary background metric, can be written as

$$\vec{\mathcal{S}} \equiv \sqrt{\gamma} \begin{bmatrix} 0 \\ \frac{1}{2} \alpha W^{ik} \partial_j \gamma_{ik} + S_i \partial_j \beta^i - U \partial_j \alpha + \alpha (G_r)_j \\ \frac{1}{2} W^{ik} \beta^j \partial_j \gamma_{ik} + W_i^j \partial_j \beta^i - S^j \partial_j \alpha + \alpha^2 G_r^t \\ \frac{1}{2} \alpha R_r^{ik} \partial_j \gamma_{ik} + (S_r)_i \partial_j \beta^i - U_r \partial_j \alpha - \alpha (G_r)_j \\ \frac{1}{2} R_r^{ik} \beta^j \partial_j \gamma_{ik} + (R_r)_i^j \partial_j \beta^i - S_r^j \partial_j \alpha - \alpha^2 G_r^t \end{bmatrix}, \quad (34)$$

where only purely spatial quantities are present. We note that  $\sqrt{\gamma} \equiv \sqrt{-g}/\alpha$  is the determinant of the spatial metric. In our setup for two dimensional simulations presented in Sec. 4 we assume the metric given by the Kerr solution with the limiting case of Schwarzschild metric for vanishing black-hole spins.

The radial numerical grid is discretized by choosing  $N_r$  points from  $r_{\min}$  to  $r_{\max}$ , non-uniformly distributed according to the following scheme

$$r_i = r_{\min} + a_1 \tan(a_2 x_i), \quad (35)$$

$$x_i = (\tilde{r}_i - r_{\min}) / (r_{\max} - r_{\min}), \quad (36)$$

where  $a_1 = (r_{\max} - r_{\min})/a_0$ ,  $a_2 = \arctan a_0$ , while  $\tilde{r}_i$  are the coordinate points of the uniform grid from  $r_{\min}$  to  $r_{\max}$ . In practice, the free parameter  $a_0$  controls the extent to which the grid points of the original uniform grid are concentrated towards  $r_{\min}$ , and we have chosen  $a_0$  in the range  $[5 - 10]$  in most of our simulations. The angular grid is taken to be uniform.

The set of hydrodynamics equations is discretized in time with the method of lines and the evolution is performed with a second-order modified Euler scheme. A fifth-order finite-difference algorithm based on an upwind monotonicity-preserving filter is employed for spatial reconstruction of primitive variables, whereas a two-wave HLL Riemann solver is used to ensure the shock-capturing properties (see Del Zanna et al. (2007) for further details). As a final remark we note that as customary in HRSC methods, we introduce a tenuous and static “atmosphere” in the regions of the fluid where the rest-mass density falls below a chosen threshold value. When this happens, we follow the prescription detailed in Baiotti et al. (2005) as far as the hydrodynamical quantities are concerned, while the primitive variables of the radiation field are frozen to the values at previous time-step.

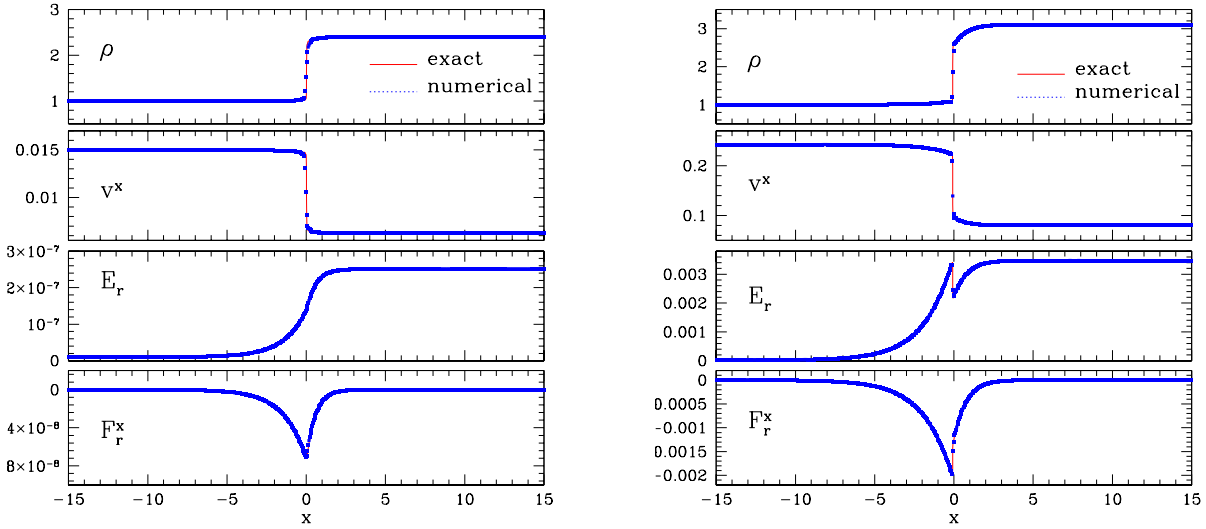
### 3 VALIDATION OF THE CODE

The purely magnetohydrodynamic version of the code has been validated over the same numerical tests extensively described



**Table 1.** Description of the initial states in the shock-tube tests with radiation field. The different columns refer respectively to: the test considered, the radiation constant, the adiabatic index and the thermal opacity. Also reported are the rest-mass density, pressure, velocity and radiation energy density in the “left” ( $L$ ) and “right” ( $R$ ) states.

Model	$\gamma$	$a_{\text{rad}}$	$\kappa_g^t$	$\rho_L$	$p_L$	$u_L^x$	$E_{r,L}$	$\rho_R$	$p_R$	$u_R^x$	$E_{r,R}$
1	5/3	$1.234 \times 10^{10}$	0.4	1.0	$3.0 \times 10^{-5}$	0.015	$1.0 \times 10^{-8}$	2.4	$1.61 \times 10^{-4}$	$6.25 \times 10^{-3}$	$2.51 \times 10^{-7}$
2	5/3	$7.812 \times 10^4$	0.2	1.0	$4.0 \times 10^{-3}$	0.25	$2.0 \times 10^{-5}$	3.11	0.04512	0.0804	$3.46 \times 10^{-3}$
3	2	$1.543 \times 10^{-7}$	0.3	1.0	60.0	10.0	2.0	8.0	$2.34 \times 10^3$	1.25	$1.14 \times 10^3$
4	5/3	$1.388 \times 10^8$	0.08	1.0	$6.0 \times 10^{-3}$	0.69	0.18	3.65	$3.59 \times 10^{-2}$	0.189	1.3



**Figure 1.** Solution of the shock tube test 1 (left panel) and 2 (right panel) as reported in Table 1. From top to bottom the panels report the rest-mass density, the velocity, the radiation energy density and the radiation flux.

in Del Zanna et al. (2007), obtaining the same convergence properties and will not be reported here for compactness. For the radiation part of the code, on the other hand, there are only a few analytic or semi-analytic tests that can be adopted, as we discuss below.

### 3.1 Shock-tube problems

Considering a flat spacetime, we have followed Farris et al. (2008), who proposed and solved four shock-tube tests in which nonlinear radiation-hydrodynamic waves propagate. The initial states of these tests are reported in Table 1 and are chosen in such a way that the discontinuity front at  $x = 0$  remains stationary, namely it has zero velocity with respect to the Eulerian observer of the code. The values of the fluxes, not reported in Table 1, are chosen to be two orders of magnitude smaller than the energy density of the radiation field. In these tests local thermodynamic equilibrium is assumed at both ends  $x = \pm X$ , with  $X = 20$ , and this is obtained by adopting a fictitious value of the radiation constant  $a_{\text{rad}}$ , namely  $a_{\text{rad}} = E_{r,L}/T_L^4$ , which is then used to compute  $E_{r,R} = a_{\text{rad}}T_R^4$  (here the indices  $L$  and  $R$  indicate the “left” and “right” states, respectively). The scattering opacity  $\kappa_g^s$  is set to zero in all of the tests, while the value of the thermal opacity  $\kappa_g^t$  is reported in Table 1.

Each test is evolved in time until stationarity is reached. The semi-analytic solution that is used for comparison with the numerical one has been obtained following the strategy by Farris et al.

(2008), and it implies the solution of the following system of ordinary differential equations

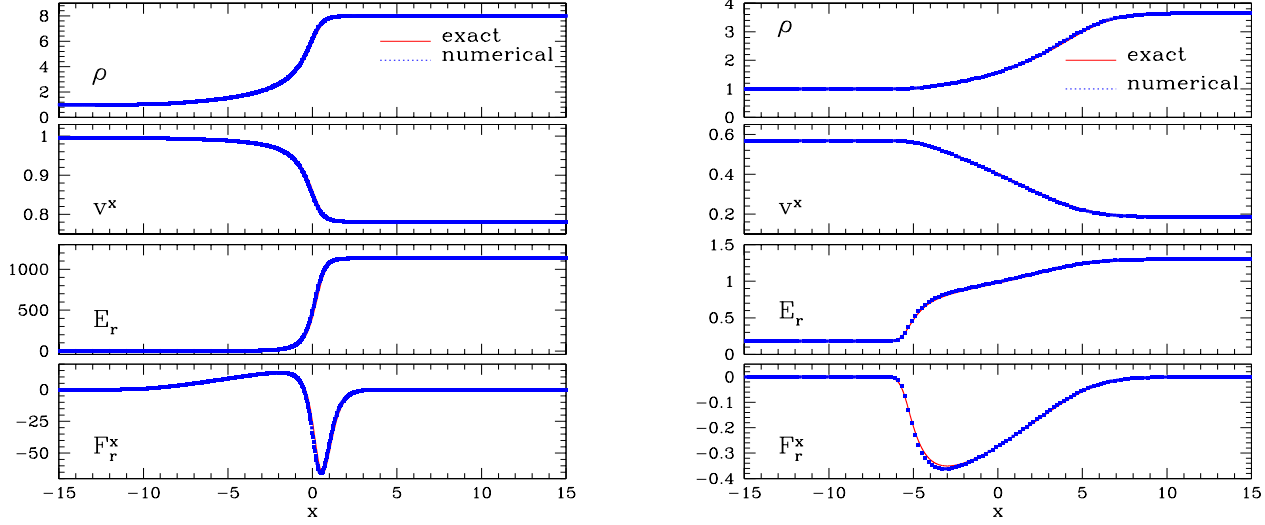
$$d_x \mathbf{U}(\mathbf{P}) = \mathbf{S}(\mathbf{P}),$$

where

$$\mathbf{P} = \begin{pmatrix} \rho \\ P \\ u^x \\ E_r \\ F_r^x \end{pmatrix}, \quad \mathbf{U} = \begin{pmatrix} \rho u^x \\ T^{0x} \\ T^{xx} \\ T_r^{0x} \\ T_r^{xx} \end{pmatrix}, \quad \mathbf{S} = \begin{pmatrix} 0 \\ 0 \\ 0 \\ -G_r^0 \\ -G_r^x \end{pmatrix}.$$

Figures 1 and 2 show the comparison of the numerical solution with respect to the semi-analytic one in the four cases considered, which correspond, respectively, to the propagation of a nonrelativistic strong shock, of a mildly relativistic strong shock, of a highly relativistic wave and of a radiation pressure dominated mildly relativistic wave. In particular, Fig. 1 reports the solution for the tests 1 and 2, which contain a true discontinuity represented by a shock front, while tests 3 and 4 have continuous configurations and are shown in Fig. 2.

The tests have been performed with  $N = 800$  uniformly spaced grid points using the MP5 slope limiter described in Del Zanna et al. (2007) and a HLL Riemann solver. Unlike Farris et al. (2008), we have not boosted the solution. This results in a more stringent test for the code to maintain stationarity and it also explains why the profiles of the vector quantities,



**Figure 2.** Solution of the shock tube test 3 (left panel) and 4 (right panel) as reported in Table 1. From top to bottom the panels report the rest-mass density, the velocity, the radiation energy density and the radiation flux.

namely the velocity and the radiation flux, do not match those shown by Farris et al. (2008). The numerical solution is almost indistinguishable from the semi-analytic one in all of the profiles reported in the figures, thus proving the ability of the code in handling different physical regimes of the radiation field within an optically-thick approximation.

## 4 BONDI-HOYLE ACCRETION FLOWS

### 4.1 Initial and boundary conditions

Our attention is focused on a Bondi-Hoyle accretion flow onto a black hole of galactic size with  $M_{BH} = 3.6 \times 10^6 M_\odot$ , that we investigate by performing numerical simulations on the equatorial plane, *i.e.*  $\theta = \pi/2$ . Despite the long history in literature on this type of accretion (see the review by Edgar (2004)), no stationary solution for a radiation-hydrodynamics Bondi-Hoyle flow is known, and which could have been used as suitable initial data. As a result, we let the code converge to the nearest stationary solution after specifying the hydrodynamical solution of the Bondi-Hoyle flow, to which we add a radiation field with uniform and small energy density  $E_r$ .

Most of our discussion hereafter refers to accretion onto Schwarzschild black holes, although also rotating black holes will be briefly presented in Sect. 4.3.3. The code solves therefore the equations in a general Kerr metric expressed in Boyer-Lindquist coordinates, so that the initial velocity field, specified in terms of an asymptotic velocity  $v_\infty$ , is given by (Font & Ibáñez 1998)

$$v^r = \sqrt{\gamma^{rr}} v_\infty \cos \phi, \quad (37)$$

$$v^\phi = -\sqrt{\gamma^{\phi\phi}} v_\infty \sin \phi. \quad (38)$$

These relations guarantee that the velocity of the injected gas at infinity is parallel to the  $x$ -direction, while  $v^2 \equiv v_i v^i = v_\infty^2$  everywhere in the flow. Other quantities that need to be set initially are: the asymptotic sound speed  $c_{s,\infty}$ , and the asymptotic pressure, from which the asymptotic rest-mass density  $\rho_\infty$  follows directly (see values reported in Table 2 for all of the models considered). For

all the simulations we will consider a gas of nonrelativistic electrons and hence with an adiabatic index  $\gamma = 5/3$ . The velocities used in our models and presented in Table 2 are chosen to be sufficiently high so as to open a shock cone (see details below). Any chosen  $v_\infty$  implies a restricted range of asymptotic sound speeds, if a reasonable Mach number should be considered. We remark that our models do not aim at modelling any specific astrophysical scenario, but rather at highlighting the role of the back-reaction of the radiation in an optically thick, relativistic Bondi-Hoyle accretion flow.

Similarly, the radiation field is initialized to a value such that the radiation temperature  $T_{\text{rad}} = (E_r/a_{\text{rad}})^{1/4} \approx 1.5 \times 10^5 \text{ K}$ . While this may seem an arbitrary choice, we have verified through a series of numerical simulations that, on long-term evolutions, the value of the obtained luminosity is not dependent of this initial choice. The computational grid consists of  $N_r \times N_\phi$  numerical cells in the radial and angular directions, respectively, covering a computational domain extending from  $r_{\text{min}} = 2.1 M$  to  $r_{\text{max}} = 200 M$  and from  $\phi_{\text{min}} = 0$  to  $\phi_{\text{max}} = 2\pi$ . For our fiducial simulation we have chosen  $N_r = 1536$  and  $N_\phi = 300$ , but have also verified that the results are not sensitive to the resolution used or to the location of the outer boundary.

The boundary conditions in the radial direction are such that at the inner radial grid point we implement inflow boundary conditions by a simple zeroth-order extrapolation (*i.e.* a direct copy) of all variables. At the outer radial boundary, on the other hand, we must distinguish between the upstream region (*i.e.* with  $\pi/2 < \phi < 3/2\pi$ ), and the downstream region (*i.e.* with  $-\pi/2 < \phi < \pi/2$ ). In the upstream region we continuously inject matter with the initial velocity field of (37)-(38), thus reproducing a continuous wind at large distances, while in the downstream region we use outflow boundary conditions. Finally, symmetric (*i.e.* periodic) boundary conditions are adopted at  $\phi = 0$ . The simulations are performed with a Courant-Friedrichs-Lewy coefficient that may vary according to the model and it is typically in the range  $\sim [0.01, 0.5]$ .

In addition to the “classical” Bondi-Hoyle initial data, we will also consider a set of simulations in which the thermodynamics of the flow is slightly altered in order to reduce the temperature of the

**Table 2.** Initial models adopted in numerical simulation. From left to right the columns report: the name of the model, the asymptotic flow velocity  $v_\infty$ , the asymptotic sound speed  $c_{s,\infty}$ , the asymptotic Mach number  $\mathcal{M}_\infty$ , the initial temperature, the initial rest-mass density and the accretion radius  $r_a \equiv GM/(v_\infty^2 + c_{s,\infty}^2)$ . Perturbed Bondi-Hoyle solutions are generated through injection of low pressure gas as described in the text. Each model is evolved until stationarity is reached, and in any case up until at least  $t = 20000 M$ . The adiabatic index was set to  $\gamma = 5/3$  and the black hole spin  $a = 0$ . The mass of the black hole is  $M_{BH} = 3.6 \times 10^6 M_\odot$  and the radial grid extends from  $r_{\min} = 2.1 M$  to  $r_{\max} = 200 M$ .

Model	$v_\infty$	$c_{s,\infty}$	$\mathcal{M}_\infty$	$T [K]$	$\rho_\infty [\text{cgs}]$	$r_a [M]$
V08.CS07	0.08	0.07	1.14	$3.22 \times 10^{10}$	$3.22 \times 10^{-12}$	88.5
V09.CS07	0.09	0.07	1.28	$3.22 \times 10^{10}$	$3.22 \times 10^{-12}$	76.9
V10.CS07	0.10	0.07	1.42	$3.22 \times 10^{10}$	$3.22 \times 10^{-12}$	67.1
V11.CS07	0.11	0.07	1.57	$3.22 \times 10^{10}$	$3.22 \times 10^{-12}$	58.8
V07.CS06	0.07	0.06	1.16	$2.36 \times 10^{10}$	$4.39 \times 10^{-12}$	117.6
V07.CS07	0.07	0.07	1.0	$3.22 \times 10^{10}$	$3.22 \times 10^{-12}$	102.0
V07.CS08	0.07	0.08	0.77	$4.22 \times 10^{10}$	$2.45 \times 10^{-12}$	88.5
V07.CS09	0.07	0.09	0.77	$5.35 \times 10^{10}$	$1.93 \times 10^{-12}$	76.9
p.V09.CS07	0.09	0.07	1.28	$3.22 \times 10^9$	$3.22 \times 10^{-12}$	76.9
p.V10.CS07	0.10	0.07	1.42	$3.22 \times 10^9$	$3.22 \times 10^{-12}$	67.1
p.V11.CS07	0.11	0.07	1.57	$3.22 \times 10^9$	$3.22 \times 10^{-12}$	58.8
p.V18.CS07	0.18	0.07	2.57	$3.22 \times 10^9$	$3.22 \times 10^{-12}$	26.8

gas. We denote these models as “p-models” in Table 2. In essence, the perturbed Bondi-Hoyle accretion flows are obtained by injecting gas of lower pressure than required by the stationary solution at the upwind boundary, with a proportionally reduced radiation energy density  $E_r$  (see Sect. 4.3.2 for details).

## 4.2 Computation of luminosity

The key new quantity that our code allows to compute is the emitted luminosity. Since the code explicitly calculates the radiation fluxes  $f_r^i$  at each time step, we use them to compute the intrinsic luminosity emitted from the optically thick region as

$$L = \int_\Omega f_r^i n_i dS_{opt}, \quad (39)$$

where  $S_{opt}$  is the surface of the volume  $\Omega$  enclosing an optically thick region within the computational domain, while the scalar product  $f_r^i n_i$  provides the projection of the local radiation flux onto the normal to the radiating surface. Because of the nearly isotropic assumption made for the radiation field and because of the rough spherical symmetry of the physical system under consideration, the fluxes in the angular directions are expected to be much smaller than the radial ones and to almost cancel. As a result, and for simplicity, we approximate the scalar product above as  $f_r^i n_i = f_r^r$ , thus computing the luminosity as

$$L = 2 \sum_{n=1}^{N_\phi} [\sqrt{\gamma} (f_r^r)_n \Delta\phi_n] |_{\tau=1}, \quad (40)$$

where  $\Delta\phi_n$  is the angular size of a grid cell and we perform the surface integral at the radial position of the last optically-thick surface, *i.e.* where  $\tau = 1$ ; the factor 2 accounts for both the contributions above and below the equatorial plane.

The luminosity computed in this way comprises two different contributions. The first one is an accretion-powered luminosity that it is directly proportional to the mass-accretion rate  $\dot{M}$  through a relation of the type  $L_{\text{acc}} = \eta \dot{M}$ , where the coefficient  $\eta$  expresses the efficiency of the conversion of gravitational binding energy into radiation. The main dissipative mechanism is provided by compres-

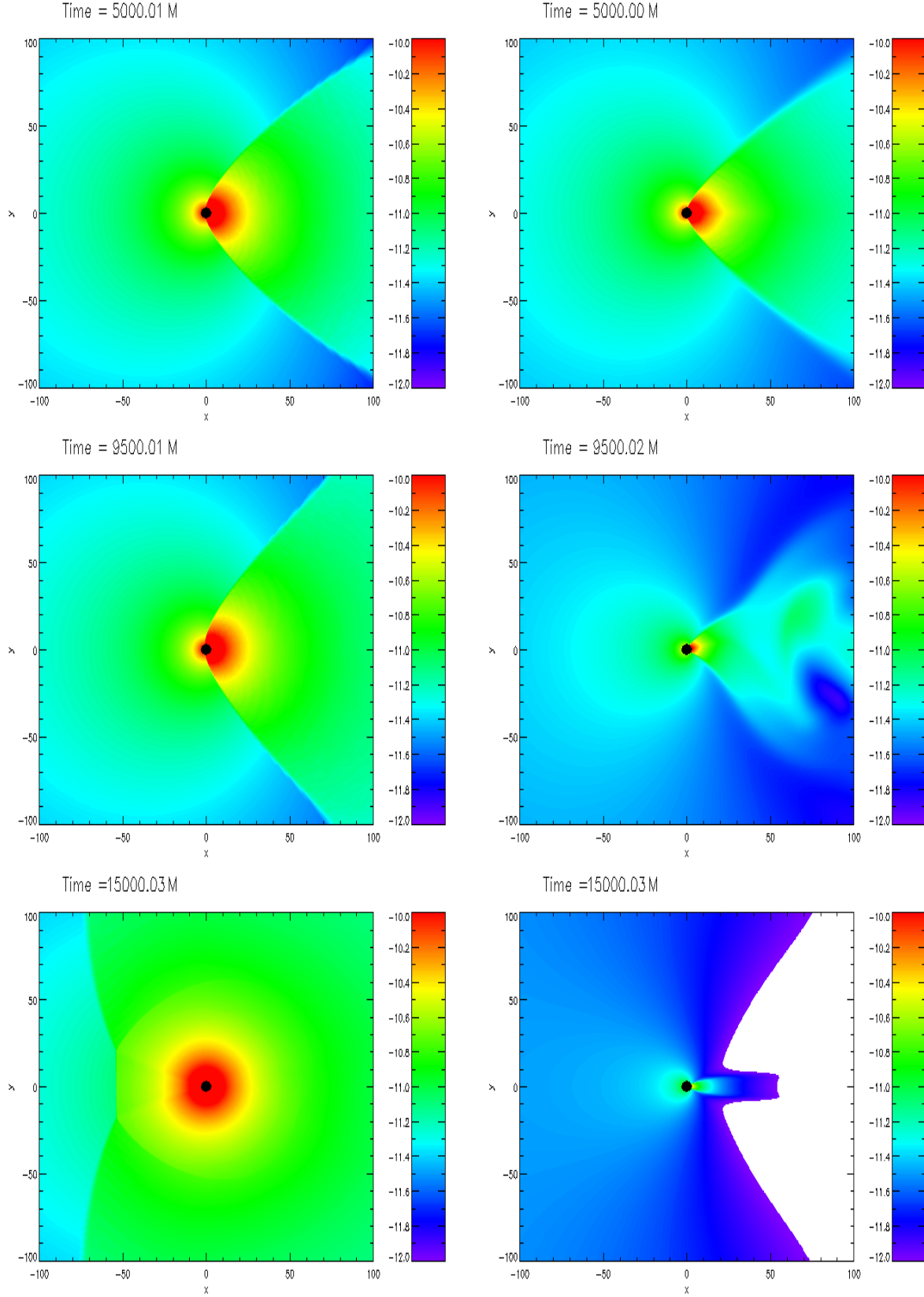
sion of the fluid when this has nonzero thermal conductivity<sup>4</sup>. A second contribution to the total luminosity (40) is given by dissipative processes related to shock heating that, as we will show below, can provide a considerable contribution to the total emission.

However, since we are dealing with inviscid non-magnetized fluids, the luminosity (40) obviously cannot provide the contribution coming from dissipative processes driven by viscosity (of whatever origin), and that can be a significant part of the accretion-powered luminosity in a realistic accretion scenario. We recall, for instance, that in the classical Shakura-Sunyaev thin-disc model the main dissipative mechanism comes from the viscous stress tensor, directly proportional to the total pressure via the “alpha” parameter. Similarly, in spherical accretion, a realistic viscous fluid with nonzero bulk viscosity will produce a viscous dissipation adding to the one coming from the fluid compression. In summary: in realistic accretion scenarios one should expect that *both* thermal conductivity and viscosity act as transport coefficients of dissipative processes and lead to contributions to the emitted luminosity. In our treatment, however, only the effects of the former one can be accounted for. Hereafter, the luminosities and the accretion rates will be reported in Eddington units, *i.e.*  $L_{\text{Edd}} = 4\pi GMm_p c / \sigma_{T,e} \simeq 1.26 \times 10^{38} (M/M_\odot) \text{ erg s}^{-1}$ ,  $\dot{M}_{\text{Edd}} = L_{\text{Edd}}/c^2 \simeq 1.39 \times 10^{17} (M/M_\odot) \text{ g s}^{-1}$ . See also (A8) for the Eddington luminosity in the geometrized units of the code.

## 4.3 Results

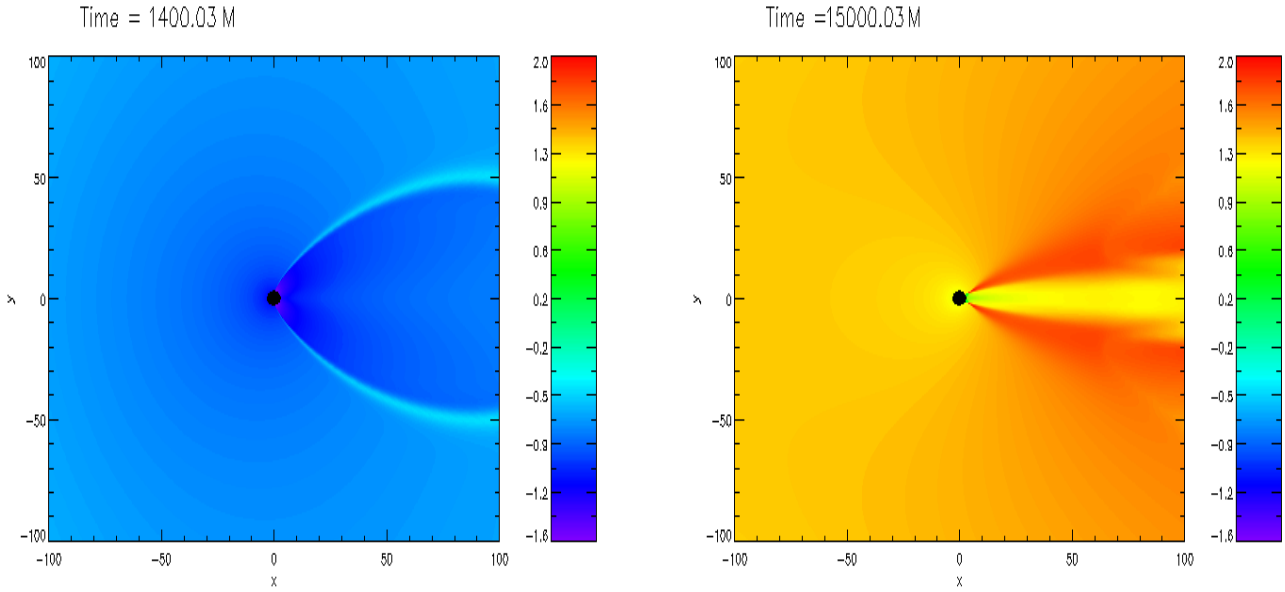
Before entering into the details of our results, it is useful to briefly review the main features of the relativistic Bondi-Hoyle accretion as investigated through purely hydrodynamical simulations by Petrich et al. (1989); Font & Ibáñez (1998); Font et al. (1998) and Font et al. (1999). Overall, these studies have highlighted that when a homogeneous flow of matter moves non-radially towards a

<sup>4</sup> We recall that the thermal conductivity is related to the opacity and its effects are therefore accounted for in our analysis. For instance, the thermal conductivity computed using the ordinary diffusion approximation of stellar interiors is given by  $\chi_T = (4/3)a_{\text{rad}}cT^3/\chi^s$  (Schwartz 1967).



**Figure 3.** Rest-mass density in cgs units on a logarithmic scale for model V09.CS07 in a purely hydrodynamical evolution (left panels) and in a radiation-hydrodynamics evolution (right panels). Different rows refer to different times of the evolution and white regions correspond to densities slightly below the threshold for the colour code at around  $10^{-12} \text{ g/cm}^{-3}$ . Note that the presence of a radiation field reduces the rest-mass density considerably near the black hole, suppressing the accretion rate.





**Figure 4.** *Left Panel:* logarithm of the ratio of radiation pressure over gas pressure for the model V09.CS07 at early times. *Right Panel:* the same as the right panel but at later times, when stationarity had been reached.

compact object, a shock wave will form close to the accretor. Depending on the adiabatic index and on the asymptotic Mach number<sup>5</sup>  $\mathcal{M}_\infty$ , the shock can either come very close to the accretor or be at a certain distance from it [see, for instance, Foglizzo et al. (2005)]. In general, for any given value of the adiabatic index, there is a minimum asymptotic Mach number above which a shock wave of conic shape, *i.e.* a “*shock cone*”, forms downstream of the accretor. On the other hand, asymptotic Mach numbers below the critical value produce a shock wave that, initially formed in the downstream region, opens progressively and reverses in the upstream region as a bow shock. More recently, two different studies have shed additional light on the physics of relativistic Bondi-Hoyle accretion flows. In the first one, Dönmez et al. (2010), reported the occurrence of the so called *flip-flop* instability of the shock cone in the relativistic regime and have also shown that quasi-periodic oscillations of sonic nature are produced in the shock cone. In the second one, Penner (2011) investigated the effects of a uniform magnetic field, finding that it produces an increase in the cone opening angle and in the mass accretion rate.

#### 4.3.1 Classical Bondi-Hoyle accretion

We start our analysis by considering the extent to which a radiation field affects the dynamics of the classical Bondi-Hoyle flow, comparing the dynamics for very similar physical conditions. The initial models, which are the first seven reported in Table 2, have very high temperatures and, consequently, high thermal conductivities<sup>6</sup>. As mentioned above, for any given value of the adiabatic index, there is a critical asymptotic Mach number  $\mathcal{M}_{\infty,c}$ , usually close to

unity, above which a shock cone forms in the downstream region and below which the shock cone reverses in the upstream region. Our simulations indicate that, for values of the Mach number close to the critical one, the radiation effects on the dynamics are most evident. This is shown in Fig. 3 for model V09.CS07, where we have reported the distribution of the rest-mass density at three different times in a purely hydrodynamical evolution (left panels) and in a radiation-hydrodynamic evolution (right panels). This model, in particular, provides an example in which the radiation field prevents the reversal of the shock cone from the downstream region into the upstream region, which instead takes place in the purely hydrodynamical evolution. Since the dynamics of V09.CS07 becomes radiation-pressure dominated around  $t \sim 5000 M$ , the explanation of this effect is simple: In such conditions the effective adiabatic index of the fluid-plus-radiation medium is smaller than that of the fluid alone [see Eq. (70.22) of Mihalas & Mihalas (1984)]

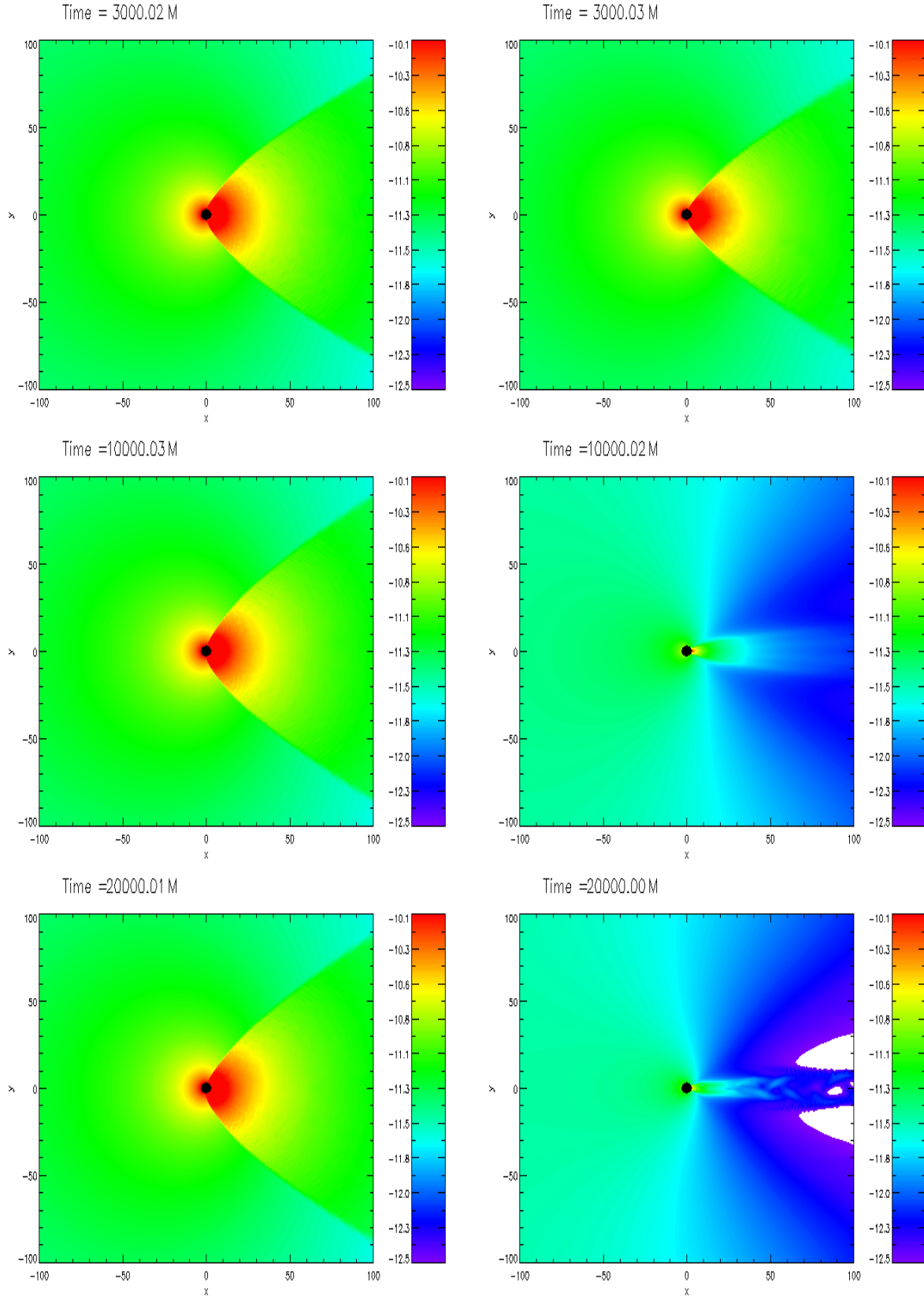
$$\gamma_{\text{eff}} = \frac{5/2 + 20q + 16q^2}{(3/2 + 12q)(1 + q)}, \quad (41)$$

where  $q = \mathcal{P}_r/p$ . This fact has two important consequences. The first one, which we will discuss shortly when commenting Fig. 7, is to increase the rest-mass density jumps across shock fronts. The second one, is exactly to favour the generation of the shock cone downstream of the accretor, as firstly noticed by Ruffert (1996) and later confirmed by Font & Ibáñez (1998).

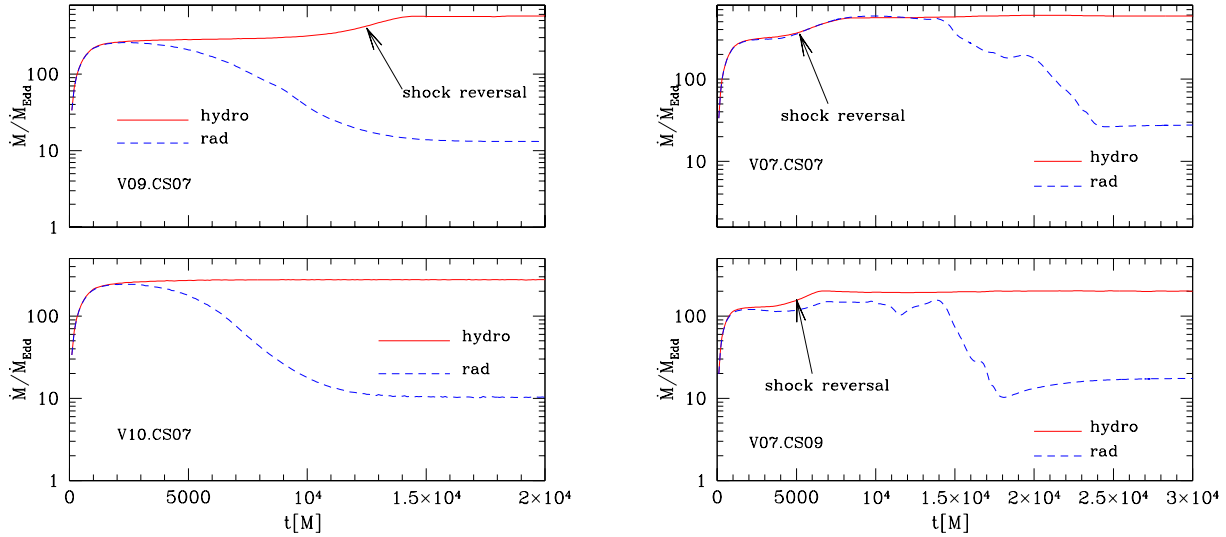
As clearly shown in Fig. 3, the radiation-hydrodynamics evolution of model V09.CS07 is remarkably different from the purely hydrodynamical one, and it can be divided in the following stages. After the shock cone has fully opened in the downstream region (top right panel of Fig. 3), the flow becomes radiation-pressure dominated, making the shock cone oscillate from one side of the accretor to the other, in a way that resembles the flip-flop instability already encountered in relativistic Bondi-Hoyle flows by Dönmez et al. (2010). This transient behaviour, captured in the right-middle panel of Fig. 3, is accompanied by an outflow of matter expelled by radiation pressure beyond the computational grid. After that, the system relaxes to a stationary configuration charac-

<sup>5</sup> We recall that the relativistic Mach number is defined as  $\mathcal{M} = \Gamma v / (c_s \Gamma_s)$ , where  $\Gamma$  and  $\Gamma_s$  are the Lorentz factors of the flow and of the sound speed, respectively.

<sup>6</sup> The present version of the code does not allow to handle stiff source terms that arise in the radiation-hydrodynamics equations when the conductivity is small (Szöke et al. 2006). Work is in progress to cope with this difficulty.



**Figure 5.** Rest-mass density in cgs units on a logarithmic scale for model V10.CS07 in a purely hydrodynamical evolution (left panels) and in a radiation-hydrodynamics evolution (right panels). Different rows refer to different times of the evolution and white regions correspond to densities slightly below the threshold for the colour code at around  $10^{-12} \text{ g/cm}^{-3}$ . Note that the presence of a radiation field reduces the rest-mass density considerably near the black hole, suppressing the accretion rate.

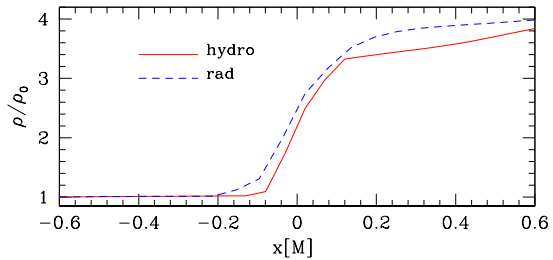


**Figure 6.** Evolution of the mass accretion rate in Eddington units for models V07.CS07 and V07.CS09 (left panels) and V09.CS07 and V10.CS07 (right panels).

terized by the presence of a shock cone with a much smaller opening angle than in the hydrodynamical solution, giving rise to a “reduced” shock cone. Also shown in Fig. 4 is the ratio between the radiation pressure and the fluid pressure, reported in the left panel for an early and fluid-pressure dominated stage of the evolution, and in the right panel for a late and radiation-pressure dominated one.

A very similar behaviour to the one discussed so far is shown in Fig. 5 for model V10.CS07, the initial Mach number of which is only slightly larger than model V09.CS07. However, in this case the higher fluid velocity causes supercritical behaviour both in the hydrodynamical and the radiation-hydrodynamical evolution so that the shock cone remains in the downstream region. The close similarity between the dynamics of models V09.CS07 and V10.CS07 in the presence of the radiation field is also testified by the asymptotic mass accretion rate, which is  $\dot{M} \simeq 13.14\dot{M}_{\text{Edd}}$  for model V09.CS07 and  $\dot{M} \simeq 10.24\dot{M}_{\text{Edd}}$  for V10.CS07.

An information complementary to that of Fig. 3 - 5 is provided by Fig. 6, which shows the evolution of the mass accretion rate for a few selected models. For each of these models both the purely hydrodynamical evolution (red solid lines) and the radiation-hydrodynamical one (blue dashed lines) are considered. A few comments are worth making about this figure. The first one is that, once stationarity is reached, the mass accretion rates of the radiation-hydrodynamics models are significantly smaller than those of the corresponding hydrodynamics models. This result was of course expected, because of the obstructive effect of the radiation pressure. The second comment is that the reversal of the shock cone in the hydrodynamics models V09.CS07, V07.CS07, V07.CS09 and in the radiation-hydrodynamics models V07.CS07 and V07.CS09 leads to an increase of  $\dot{M}$ , as highlighted by the arrows. For the hydrodynamical version of model V09.CS07, for instance, this increase starts at  $t \sim 12000 M$ , as reported in the top-left panel of Fig. 6. Finally, we find that all models accrete at super-Eddington rates even when a radiation field is present. This is not surprising, since the Eddington limit holds strictly only in spherical symmetry, which is not fulfilled in wind-like accretion. Moreover, it should be remarked that the classical Eddington limit is computed in a frame-

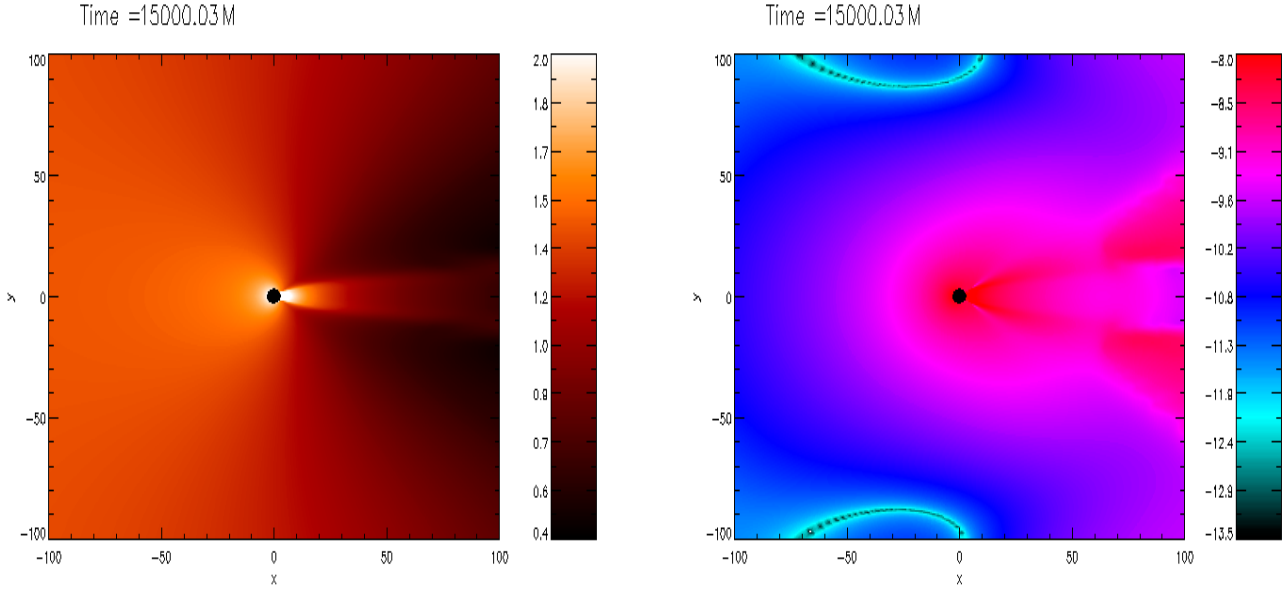


**Figure 7.** Comparison of the rest-mass density jump across the shock front at time  $t = 9500$  for models V09.CS07 in a purely hydrodynamics evolution (red solid line) and in a radiation hydrodynamics evolution (blue dashed line). The location of the shock was re-normalized to lie at  $x = 0$  and is displaced by  $\Delta x \sim 0.2M$  between the two runs.

work where only the electron Thomson cross section contributes to the radiation pressure.

Additional differences between the hydrodynamics and the radiation-hydrodynamics evolutions emerge after comparing the jumps experienced by the rest-mass density across a shock wave in a representative model. Such a comparison is reported in Fig. 7 for model V09.CS07, showing the variation of the rest-mass density across the shock that is produced at time  $t = 5000M$  and visible in the two top panels of Fig. 3. The two curves have been obtained after slicing the rest-mass density along an “ $x$ -direction” perpendicular to the shock front, and sliding the two profiles so that the shock is located at the same  $x = 0$  position for both the hydrodynamical and the radiation-hydrodynamical evolution. Negative and positive values of the  $x$ -coordinate refer therefore to the unshocked and to the shocked region, respectively, while the rest-mass density has been normalized to the value in the unshocked region.

The first comment about this figure is that the density jump in the hydrodynamics evolution is slightly smaller than the value of 4 predicted by the theoretical expectation of  $\rho_2/\rho_1 \sim (\gamma+1)/(\gamma-1)$  valid for an ideal gas EOS. This effect may be due to the presence of both numerical diffusion and tangential velocities along the shock front. The second comment is that the compression ratio across the



**Figure 8.** *Left Panel:* logarithm of the optical thickness for the model V09.CS07 once stationarity is reached. *Right Panel:* Logarithm of the modulus of the radiative flux (in geometrized units) in the same model at the same time.

**Table 3.** Mass accretion rate, luminosity and efficiency  $\eta_{B\mathcal{H}}$  as defined in Eq. (42) of Bondi-Hoyle accretion in the quasi-stationary regime.

Model	$\mathcal{M}_\infty$	$\dot{M}_{\text{acc}}/\dot{M}_{\text{Edd}}$	$L/L_{\text{Edd}}$	$\eta_{B\mathcal{H}}$
V08.CS07	1.14	17.9	3.10	0.14
V09.CS07	1.28	13.14	4.11	0.22
V10.CS07	1.42	10.24	6.18	0.36
V11.CS07	1.57	8.32	6.77	0.38
V07.CS07	1.0	27.64	1.44	0.05
V07.CS08	0.87	21.74	2.14	0.09
V07.CS09	0.77	17.44	1.91	0.10
p.V10.CS07	1.42	11.58	5.35	0.29
p.V11.CS07	1.57	8.34	7.05	0.40
p.V18.CS07	2.57	4.02	30.5	0.69

shock increases by 3% in the transition from a hydrodynamical to a radiation-hydrodynamical evolution. This effect can again be understood by regarding the fluid in the radiation-hydrodynamics evolution as an effective fluid having a *smaller* adiabatic index, as indeed expected in the radiation-pressure dominated regime. This result is also in agreement with analytical investigations by Guess (1960) and Mihalas & Mihalas (1984) (§104).

Before computing the luminosity as described in Sec. 4.2, it is important to make sure that the physical conditions chosen correspond to those required by the code, namely the presence (and the persistence) of an optically thick regime. Of course all of the models considered in our simulations and reported in Table 2 are in such a physical regime, with only very limited regions where the optical thickness can be  $\sim \mathcal{O}(1)$  during the evolution. As a representative example, the left panel of Fig. 8 shows the optical thickness when the system has relaxed to stationarity, for the same model V09.CS07 that we have extensively described so far. The right panel of Fig. 8, on the other hand, shows the corresponding intensity of the momentum of the radiation field. After comparing with the right-bottom

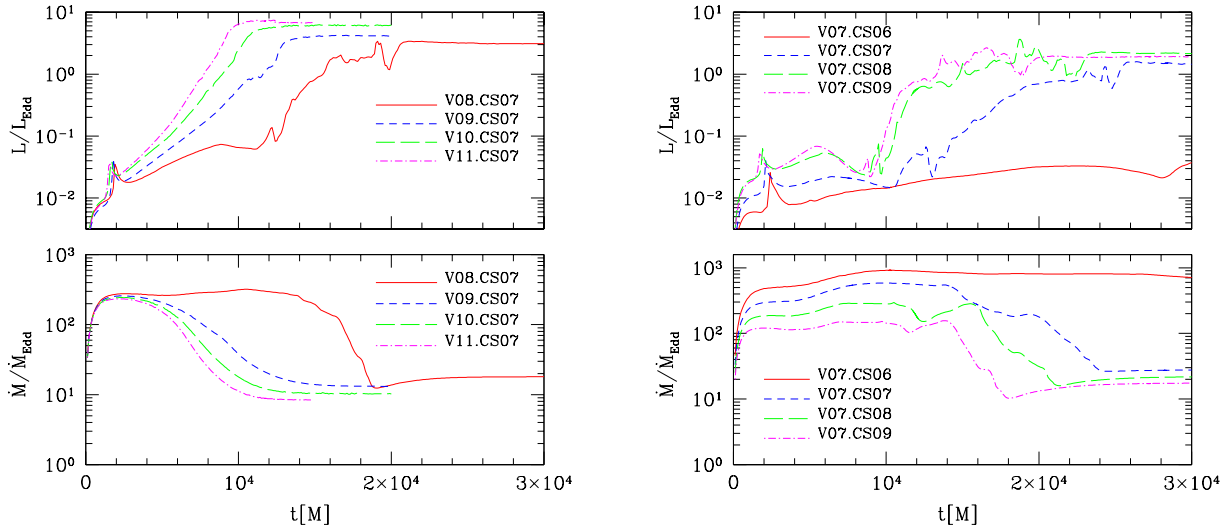
panel of Fig. 3, it is easy to realize that the distribution of the radiative fluxes is obviously correlated with the rest-mass density distribution, but also that a good portion of the radiative emission is concentrated along the shock fronts of the reduced shock cone.

The evolution of the emitted luminosity and of the mass-accretion rates are illustrated in the two panels of Fig. 9. More specifically, the left panel, which reports models with increasing Mach number but having the same initial temperature, shows that the luminosity increases with  $\mathcal{M}_\infty$  and reaches stationary values of a few Eddington units. On the other hand, the right panel, which reports models with the same asymptotic velocity but different temperatures, shows that stationarity is reached on longer timescales and a correlation with the final luminosity is less robust. In all of the models shown, the first bump around  $t \sim 2000 M$  is due to the initial opening of the shock cone.

By providing the first self-consistent computation of the luminosity in a Bondi-Hoyle accretion flow, our calculations allow us to derive the efficiency of the accretion flow  $\eta_{B\mathcal{H}}$ . We remark that the concept of  $\eta_{B\mathcal{H}}$  for a Bondi-Hoyle flow, with a nonzero velocity of the matter at infinity, is not the same as in standard accretion discs, where the gas flow is supposed to start from matter at rest at infinity. Thus, we define an effective Bondi-Hoyle luminosity efficiency  $\eta_{B\mathcal{H}}$  as

$$\eta_{B\mathcal{H}} = \frac{L}{\dot{M}_{\text{acc}}c^2 + \frac{1}{2}\dot{M}_\infty v_\infty^2}, \quad (42)$$

where the denominator takes into account a kinetic contribution to the energy flux. We report the values of  $\dot{M}_{\text{acc}}/\dot{M}_{\text{Edd}}$ ,  $L/L_{\text{Edd}}$  and  $\eta_{B\mathcal{H}}$  in Table 3 for those models presenting a quasi-stationary accretion pattern. From the data reported in the Table it is possible to deduce the existence of two different regimes in a radiative Bondi-Hoyle accretion flow. A first regime, corresponding to  $\mathcal{M}_\infty \lesssim 1$ , where the luminosity is dominated by the accretion-powered luminosity and thus proportional to  $\dot{M}$ . A second regime, corresponding to  $\mathcal{M}_\infty \gtrsim 1$ , where the luminosity is instead dominated by the emission at the shock front. In particular, by comparing the first



**Figure 9.** Luminosity and mass-accretion rates in Eddington units in classical Bondi-Hoyle accretion flows. The left panel collects models with different initial velocities but with the same sound speed. In contrast, the right panel collects models with the same initial velocities but with different values for the sound speed. All simulations were evolved until they reached stationarity, and up to  $t = 30000 M$  at most.

four models that have the same initial asymptotic sound speed, we note that, as the asymptotic Mach number is increased, the accretion rates decrease. This effect is due to the reduced opening angle of the shock cone. The corresponding luminosity, on the other hand, increases, because of the enhanced dissipation at the shock front.

As a final remark we note that, as already discussed in Sec. 4.2, the luminosities we have reported here can only provide lower limits on the energy efficiency  $\eta_{\text{BH}}$ . We have in fact neglected not only viscous dissipative processes from the accretion flow, but also any nonthermal emission, such as inverse Compton or synchrotron radiation, which could arise from a corona developing near the black hole.

#### 4.3.2 Perturbed Bondi-Hoyle flow

As mentioned in Sect. 4.1, in addition to the standard and stationary Bondi-Hoyle flows, we have also considered initial conditions that would lead to perturbed Bondi-Hoyle accretion patterns (we recall that we have tagged these as the “p-models”). The rationale behind this choice is that of investigating how the accretion flows varies when the initial conditions are no longer those ensuring a stationary flow. At the same time, this allows us to consider models that have lower temperatures and, consequently, lower thermal conductivities.

In practice, we trigger the perturbation of the Bondi-Hoyle flow by acting on the thermodynamic conditions of the fluid in the upstream region and by producing models with values of the initial temperature that are typically one order of magnitude smaller than those in standard Bondi-Hoyle models. Because of the perturbation introduced, the dynamics of the perturbed models is typically characterized by a very dynamical phase before quasi-stationarity is reached. However, in spite of these violent transients, the perturbation introduced does not destroy the general Bondi-Hoyle pattern, which is recovered eventually.

Among the perturbed models, p.V09.CS07 has the minimum Mach number, and is also the only one producing a shock cone that progressively reverses into the upstream region as a bow shock.

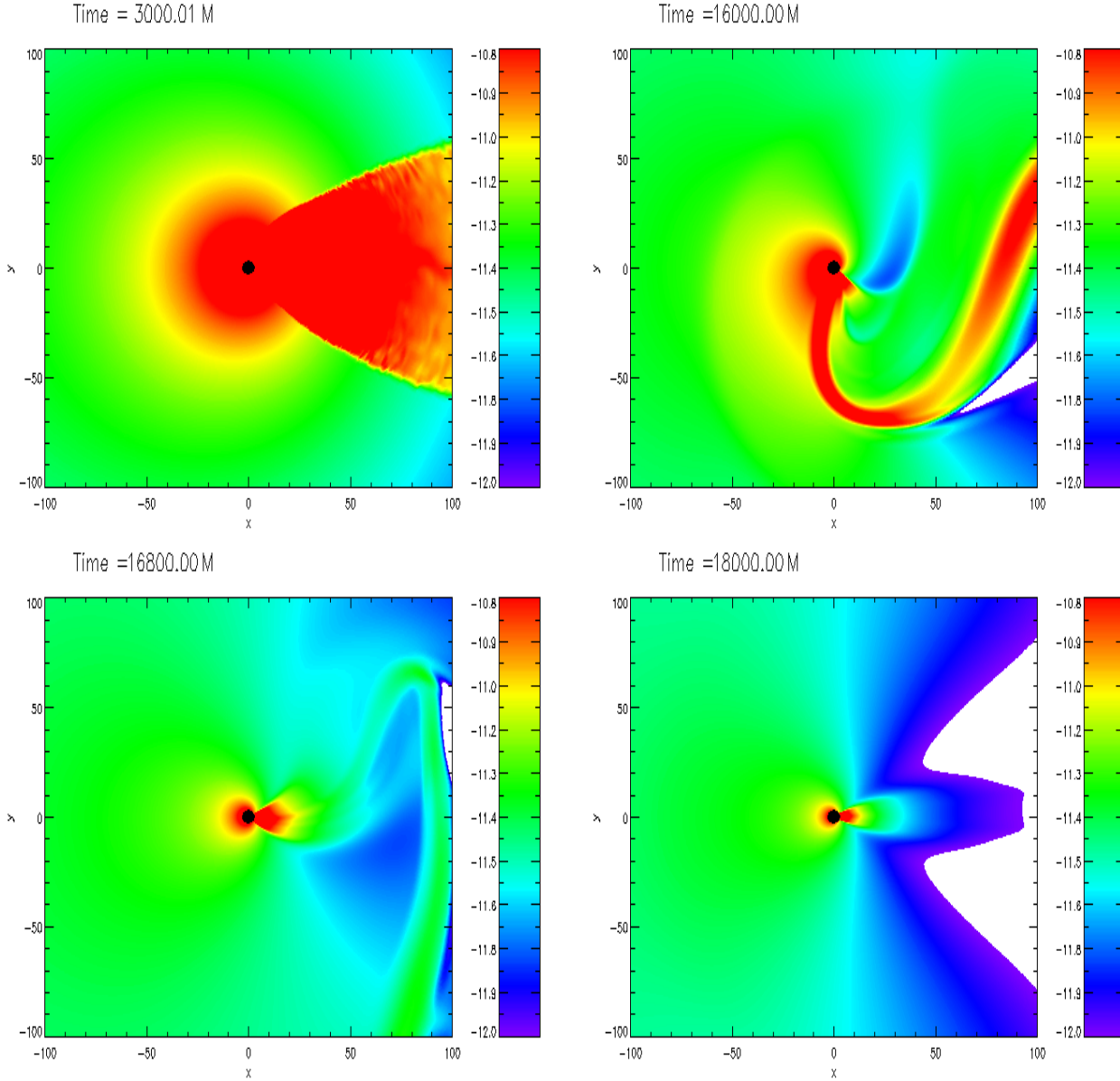
The remaining three models, which all have higher Mach numbers, develop the usual shock cone downstream of the black hole. This behaviour is reported in the four panels of Fig. 10, showing the evolution at different times of the rest-mass density for the model p.V10.CS07 in a radiation-hydrodynamical evolution. Note that the accretion cone, that is fully formed at time  $t \sim 3000 M$ , is highly unstable and it goes through a rapid sequence of oscillations generating an undulated stream in the wake. Finally, the system reaches a quasi-equilibrium state characterized by a reduced shock cone similar to that already encountered in the dynamics of standard models.

The extraction of the light-curve and the computation of all remaining quantities follows the same procedure used in the standard models and we have reported the mass-accretion rates and the light-curves in the two panels of Fig. 11. Note that the general features in the light-curves for the standard models are also present for the perturbed models. In particular, there is an initial rise in luminosity which corresponds to the formation of the shock cone. After that, between  $t \sim 1000 M$  and  $t \sim 2000 M$  depending on the model, a peak is produced in the light-curve which is due to the shock cone changing its geometry to an open cone. Interestingly, even the efficiency  $\eta_{\text{BH}}$  of the perturbed models are very similar to those of the corresponding standard ones. For the model p.V11.CS07, for instance,  $\eta_{\text{BH}} = 0.40$ , to be compared with  $\eta_{\text{BH}} = 0.38$  of V11.CS07.

We remark that the fluid temperature within  $25 M$  from the black hole decreases more rapidly for high Mach numbers, so that the build up of the radiation pressure is faster for the highest Mach number. It should also be noted that while all perturbed models are radiation-pressure dominated in the upstream region after  $t \sim 10000 M$ , this regime is reached at different times by different models. Furthermore, even when radiation pressure dominates the dynamics, there could be isolated portions of the flow where the gas pressure is not completely negligible. This is the case, for instance, in the undulated downstream part of the flow, where the ratio of gas pressure to radiation pressures ratio can be as high as  $p/P_r \sim 0.1$ .

The dominant role played by the radiation pressure is imprinted on the accretion rate for the p-model p.V18.CS07, as





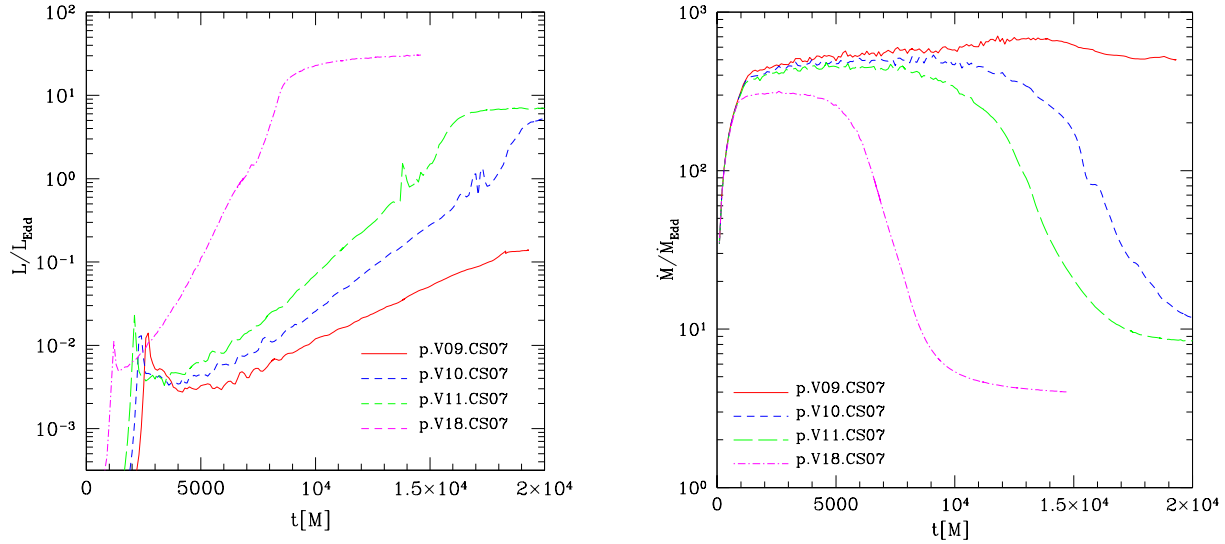
**Figure 10.** Rest-mass density in cgs units on a logarithmic scale for the perturbed Bondi-Hoyle model p.V10.CS07 at four different times in a radiation-hydrodynamics evolution. The two rows refer to different times of the evolution and white regions correspond to densities slightly below the threshold for the colour code at around  $10^{-12} \text{ g/cm}^{-3}$ . Note that a highly dynamical transient precedes the development of a stationary flow.

it is clear from Fig. 11. This model features the lowest quasi-equilibrium accretion rate and the highest luminosity. In general, we have found that the higher the Mach number, the higher the radiation pressure, and the smaller the average density around the black hole. The perturbed model p.V18.CS07 shown in Fig. 10, for instance, has a rest-mass density which is a factor 100 smaller than that in model p.V09.CS07, which has the minimum Mach number among the perturbed models and the longest relaxation time (*cf.* Fig. 11). At the same time, the accretion rate of p.V09.CS07 does not show the typical decline up until  $t = 20000 M$ , although it is radiation-pressure dominated everywhere in the numerical domain. It is possible that the behaviour of model p.V09.CS07 would change, with the mass-accretion rate decreasing and the luminosity increasing, if the evolution was carried on a much longer timescale.

#### 4.3.3 Spinning black holes

Although the results presented so far refer to Schwarzschild black holes, a number of different simulations have been performed also for spinning black holes, with dimensionless spin parameters ranging between 0 and 0.999. The interest, in these cases, was that of determining the influence that the black-hole spin may have on the flow pattern and on the emission properties, for both the classical Bondi-Hoyle configurations and the perturbed ones.

Overall, the modifications introduced by the black-hole spin are not particularly large to deserve a dedicated discussion. More specifically, as far as the dynamics is concerned, we have confirmed that as the spin of the black hole is increased, the shock cone that may form in the downstream part of the flow is progressively wrapped (this was originally pointed out by (Font et al.



**Figure 11.** *Left Panel:* Luminosity in Eddington units for the perturbed Bondi-Hoyle accretion flows. *Right Panel:* Mass accretion rates in Eddington units for the same models in the left panel.

1999)). This distortion, however, is evident only in the immediate vicinity of the horizon, and typically below  $r \leq 20 M$ . Furthermore, no significant change has been found, either qualitatively or quantitatively, in the luminosity, to the point that the light-curves for different black hole spins overlap to within 1%. These results suggest that if spin-related signatures in the electromagnetic emission should exist and can be extracted, these will become evident only when a more sophisticated modelling of the emission processes (e.g. through inverse Compton in a rarefied corona) will be considered. This will be part of our future work.

#### 4.3.4 Impact on electromagnetic counterparts of supermassive black-hole binaries

Considerable attention has been recently dedicated to the possibility of detecting the electromagnetic counterpart of inspiral and merger of supermassive binary black holes (SMBBHs) systems. Such a detection would not only confirm the gravitational-wave detection and help localize the source on the sky, but it would also provide a new tool for addressing a number of astrophysical questions (see, e.g. Haiman et al. (2009)). These include the possibility of testing models of galaxy mergers and clues on the mass distribution of supermassive black holes (see, e.g. Sesana et al. (2011) and references therein).

Computing the EM counterpart to the inspiral of such a binary is *not* an aspect of our investigation and the physical conditions considered here badly match those expected in realistic scenarios describing this process, to which we plan to dedicate a separate investigation. The results obtained here, however, can serve to shed some light about a common approximation made in numerical simulations aimed at estimating the luminosity from binary black hole mergers (Bode et al. 2010; Farris et al. 2010; O’Neill et al. 2009; Megevand et al. 2009; Zanotti et al. 2010; Bode et al. 2011; Farris et al. 2011). All these works computed the bremsstrahlung luminosity without taking the back-reaction of the radiation into account, but rather performing a volume integral of the bremsstrahlung emissivity. First efforts to improve this treatment, but still without a proper radiation transfer, were initiated

in Newtonian physics by Corrales et al. (2010) by enforcing an isothermal evolution.

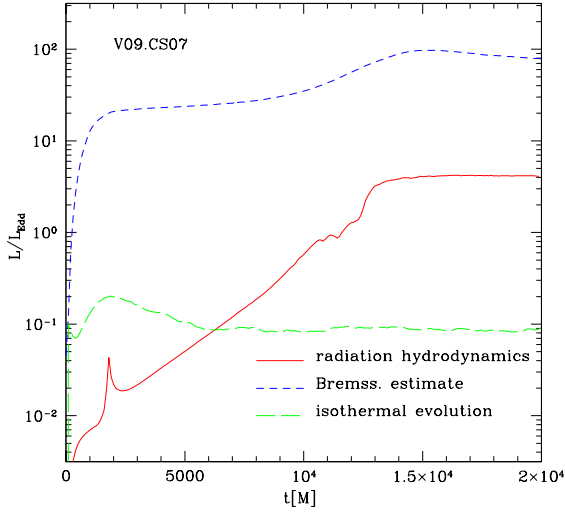
To prove our conjecture that the estimates made so far in terms of the bremsstrahlung luminosity are optimistic, providing cooling times that are too short, we have computed the bremsstrahlung-luminosity emitted in the classical Bondi-Hoyle accretion of model V09.CS07 following the general relativistic prescription adopted by the works cited above, namely

$$L_{\text{BR}} \simeq 3 \times 10^{78} \int \left( T^{1/2} \rho^2 \Gamma \sqrt{\gamma} dV \right) \left( \frac{M_{\odot}}{M} \right) \text{ erg/s}, \quad (43)$$

and compared the results obtained using the estimate (43) with those obtained through our radiative-transfer treatment. In addition, we have also considered an alternative calculation in which an isothermal evolution is enforced, and where it is assumed that all the changes in the temperature that are due to a local compression are dissipated as radiation. This idea, proposed in Newtonian framework by Corrales et al. (2010), has been extended to a general-relativistic context by Zanotti et al. (2010), and used also here for comparison.

The result of this comparison is shown in Fig.12, where we have reported the three light-curves computed according to the approaches just described. When stationarity is reached, *i.e.* at  $t = 20000 M$  we find that  $L_{\text{BR}}/L_{\text{Edd}} = 78$ . This number should be contrasted with the result obtained through our self-consistent radiation-hydrodynamics simulations, which instead indicate  $L/L_{\text{Edd}} = 4.11$  (*cf.* Table 3). Interestingly, the luminosity obtained through the isothermal approximation provides a much smaller value, *i.e.*  $L/L_{\text{Edd}} = 0.09$ .

While this analysis is not exhaustive and has been performed in the specific scenario of an optically thick Bondi-Hoyle accretion, it does point out that the predictions made using the simplistic estimate of the bremsstrahlung luminosity via Eq. (43) provide light-curves that are a factor  $\sim 20$  larger than those obtained with a more rigorous approach.



**Figure 12.** Comparison among light-curves computed with different approaches. *Solid red:* luminosity obtained with the full radiation-hydrodynamics evolution according to Eq. (40). *Dashed blue:* luminosity obtained from Eq. (43). *Long-dashed green:* luminosity obtained through the isothermal evolution approximation. See text for more explanations.

## 5 CONCLUSIONS

We have implemented and solved in an extension of the `ECHO` code (Del Zanna et al. 2007) the equations of relativistic radiation hydrodynamics in the optically thick regime and on a fixed black-hole spacetime when these equations are written in a conservation form (Farris et al. 2008). Within a  $3+1$  split of spacetime, we have discretized in time the set of equations with the method of lines and performed the evolution in time with a second-order modified Euler scheme. A fifth-order finite-difference algorithm based on an upwind monotonicity-preserving filter was employed for spatial reconstruction of primitive variables, whereas a two-wave HLL Riemann solver was used to ensure the shock-capturing properties. The new scheme has been successfully validated through a series of tests involving radiative shock tubes.

As a first application of the new code we have considered the emission properties of a hot Bondi-Hoyle accretion flow onto a black hole with the opacity given by Thomson scattering and thermal bremsstrahlung only. By considering different models with initial temperatures around  $T \sim 10^{10} K$ , an ideal-gas EOS with adiabatic index  $\gamma = 5/3$ , and various sub-sonic and super-sonic regimes, we have found that the inclusion of radiation drastically alters the well known dynamics of Bondi-Hoyle flows in all models considered. In particular, the system quickly enters a radiation-pressure dominated regime, characterized by mass accretion rates that, once stationarity is reached, decrease by one or two orders of magnitude with respect to the purely hydrodynamical evolution. Nevertheless, the measured accretion rates are found to be always super-Eddington and as high as  $\dot{M}/\dot{M}_{\text{Edd}} \sim 25$ . This is in agreement with the expectation that the Eddington limit should hold strictly only in spherically symmetric flows. In addition, because the effective adiabatic index in the radiation dominated pressure regime is smaller than the nominal one of the gas, the radiation can prevent the reversal of the shock cone that is typical of Bondi-Hoyle flows with low Mach numbers.

By computing the emitted luminosity through a surface in-

tegral over the radiative fluxes at the last optically thick surface, our approach has allowed the first self-consistent computation of the light-curves for the Bondi-Hoyle flow, finding luminosities  $L/L_{\text{Edd}} \simeq 1 - 7$ . These results have been found to be independent of the initial conditions chosen for the intensity of the radiation energy density.

In addition to the classical Bondi-Hoyle accretion flows, we also performed simulations with perturbed setups, by injecting lower-temperature matter in the upstream region of the flow, which lead to highly-dynamical transients reminiscent of the flip-flop instability (Foglizzo et al. 2005). Although the qualitative evolution of the accretion flow remains unchanged, the decreased initial temperature increases the timescale over which the flow becomes radiation-pressure dominated and the accretion settles in a quasi-stationary state. In spite of these differences, we have found that the main features of the Bondi-Hoyle solution, such as the presence of the shock cone, persist under a wider class of physical conditions, even in situations departing from stationarity. Overall, our results confirm and extend related Newtonian studies, such as those by Kley et al. (1995).

Since we have shown that the luminosity is critically affected by the evolution of the *coupled* system of hydrodynamic and radiation equations, significant changes in the luminosities should be expected in those scenarios which have so far been modeled through a-posteriori calculations to a purely hydrodynamical evolution. A first example in this respect is given by multi-colour black-body spectra, while a second example is represented by the calculation of electromagnetic counterpart to the inspiral of super-massive binary black-hole systems (Bode et al. 2010; Farris et al. 2010; O’Neill et al. 2009; Zanotti et al. 2010; Bode et al. 2011; Farris et al. 2011). Postponing a more detailed calculation of this process to a future work, we have here shown that the calculation of the bremsstrahlung luminosities adopted in the above works leads to optimistic estimates, which should be regarded as upper limits.

## 6 ACKNOWLEDGEMENTS

We are grateful to Luca Zampieri for many discussions and Alberto Sesana for important comments. We wish to thank Nico Budewitz for his help with the code and the AEI clusters. The computations were performed on the *datura* and *damiana* clusters at the AEI and on the IBM/SP6 of CINECA (Italy) through the “INAF-CINECA” agreement 2008-2010. This work was supported in part by the DFG grant SFB/Transregio 7.

## APPENDIX A: EXTENDED GEOMETRIZED SYSTEM OF UNITS

We recall that the definition of geometric units of time and lengths is obtained by setting the speed of light  $c$  and the gravitational constant  $G$  to pure numbers. This implies that seconds and grams of the cgs system can be written as

$$1\text{s} = 2.997924 \times 10^{10} \left( \frac{1}{c} \right) \text{cm} \quad (\text{A1})$$

$$1\text{g} = 7.424157 \times 10^{-29} \left( \frac{c^2}{G} \right) \text{cm}. \quad (\text{A2})$$

Within this general setup, a convenient unit of space is still required. The cm is of course a bad choice and the gravitational radius  $r_g = GM/c^2$  is instead chosen. In order for this new unit to

be convenient with respect to the centimeter, the mass  $M$  of the system has to be sufficiently large. From the physical value of the solar mass and from (A2) we find the relation between the cgs units and the new unit of length  $r_g$

$$1\text{cm} = 6.772289 \times 10^{-6} \left( \frac{M_\odot}{M} \right) r_g, \quad (\text{A3})$$

$$1\text{s} = 2.030281 \times 10^5 \left( \frac{1}{c} \right) \left( \frac{M_\odot}{M} \right) r_g, \quad (\text{A4})$$

$$1g = 5.027854 \times 10^{-34} \left( \frac{c^2}{G} \right) \left( \frac{M_\odot}{M} \right) r_g. \quad (\text{A5})$$

It is also useful to write explicitly the conversion of rest-mass density and luminosity between the two systems, namely

$$\rho_{\text{cgs}} = 6.1776 \times 10^{17} \left( \frac{G}{c^2} \right) \left( \frac{M_\odot}{M} \right)^2 \rho_{\text{geo}}, \quad (\text{A6})$$

$$L_{\text{cgs}} = 3.6292 \times 10^{59} \left( \frac{G}{c^5} \right) L_{\text{geo}}, \quad (\text{A7})$$

where  $\rho_{\text{cgs}}$  and  $\rho_{\text{geo}}$  (as well as  $L_{\text{cgs}}$  and  $L_{\text{geo}}$ ) are the pure numbers expressing the mass density (as well as the luminosity) in the cgs system and in the geometrized system, respectively. In the traditional geometrized system  $c$  and  $G$  are set equal to unity. However, for specific physical applications where very low mass densities are encountered, the corresponding value of  $\rho_{\text{geo}}$  may become prohibitively small. For this reason, it is convenient to assume a smaller value of  $G$ , such as  $G = 10^{-10}$ .

For convenience, we report the Eddington luminosity and the Thomson scattering opacity of electrons in geometrized units, namely

$$L_{\text{Edd}} = 3.4636 \times 10^{-22} \left( \frac{c^5}{G} \right) \left( \frac{M}{M_\odot} \right), \quad (\text{A8})$$

$$\chi_e^s = 3.628 \times 10^{22} G \rho_{\text{geo}} \left( \frac{M_\odot}{M} \right). \quad (\text{A9})$$

The extension of the geometrized system of units to the temperature can be obtained by setting to a pure number any physical constant containing the temperature. In this paper we have chosen to set  $m_p/k_B = 1$ , where  $m_p$  is the mass of the proton, while  $k_B$  is the Boltzmann constant. In this way the temperature is a dimensionless quantity and the transformation of the temperature from the dimensionless values to Kelvin is given by

$$T_K = 1.088 \times 10^{13} T_{\text{geo}}. \quad (\text{A10})$$

In these *extended* geometrized units the radiation constant  $a_{\text{rad}} = 4\sigma/c$  becomes

$$a_{\text{rad}} = 0.191495 \left( \frac{1}{G} \right) \left( \frac{M}{M_\odot} \right)^2 r_g^{-2}. \quad (\text{A11})$$

## REFERENCES

- Arnowitt R., Deser S., Misner C. W., 1962, in Witten L., ed., *Gravitation: An introduction to current research*. John Wiley, New York, pp 227–265
- Baiotti L., Hawke I., Montero P. J., Löffler F., Rezzolla L., Stergioulas N., Font J. A., Seidel E., 2005, *Phys. Rev. D*, 71, 024035
- Bode T., Bogdanovic T., Haas R., Healy J., Laguna P., Shoemaker D., 2011, arXiv:1101.4684
- Bode T., Haas R., Bogdanovic T., Laguna P., Shoemaker D., 2010, *Astrophys. J.*, 715, 1117
- Bruenn S. W., Nisco K. R. D., Mezzacappa A., 2001, *Astrophys. J.*, 560, 326
- Corrales L. R., Haiman Z., MacFadyen A., 2010, *Mon. Not. R. Astron. Soc.*, 404, 947
- Del Zanna L., Zanotti O., Bucciantini N., Londrillo P., 2007, *Astron. Astrophys.*, 473, 11
- Dönmez O., Zanotti O., Rezzolla L., 2010, *Mon. Not. R. Astron. Soc.*, p. 1885
- Duez M. D., 2010, *Class. Quantum Grav.*, 27, 114002
- Edgar R., 2004, *New Astronomy Review*, 48, 843
- Farris B. D., Li T. K., Liu Y. T., Shapiro S. L., 2008, ArXiv e-prints, 802
- Farris B. D., Liu Y. T., Shapiro S. L., 2010, *Phys. Rev. D*, 81, 084008
- Farris B. D., Liu Y. T., Shapiro S. L., 2011, arXiv:1105.2821
- Foglizzo T., Galletti P., Ruffert M., 2005, *Astron. Astrophys.*, 435, 397
- Font J. A., Ibáñez J. M., Papadopoulos P., 1998, *Astrophys. J.*, 507, L67
- Font J. A., Ibáñez J. M., Papadopoulos P., 1999, *Mon. Not. R. Astron. Soc.*, 305, 920
- Font J. A., Ibáñez J. M., 1998, *Astrophys. J.*, 494, 297
- Gilden D. L., Wheeler J. C., 1980, *Astrophysical Journal*, 239, 705
- Gnedin N. Y., Abel T., 2001, *New Astronomy*, 6, 437
- Guess A. W., 1960, *Physics of Fluids*, 3, 697
- Haiman Z., Kocsis B., Menou K., Lippai Z., Frei Z., 2009, *Classical and Quantum Gravity*, 26, 094032
- Harwit M., 1998, *Astrophysical concepts*
- Hsieh S., Spiegel E. A., 1976, *Astrophys. J.*, 207, 244
- Kley W., Shankar A., Burkert A., 1995, *Astronomy and Astrophysics*, 297, 739
- Liebrandt M., Mezzacappa A., Thielemann F.-K., Messer O. E. B., Hix W. R., Bruenn S. W., 2001, *Phys. Rev. D*, 63, 103004
- Liebrandt M., Rampp M., Janka H., Mezzacappa A., 2005, *Astrophysical Journal*, 620, 840
- McWilliams S. T., 2010, arXiv:1012.2872
- Megevand M., Anderson M., Frank J., Hirschmann E. W., Lehner L., Liebling S. L., Motl P. M., Neilsen D., 2009, *Phys. Rev. D*, 80, 024012
- Messer O. E. B., Bruenn S. W., Blondin J. M., Hix W. R., Mezzacappa A., 2008, *Journal of Physics Conference Series*, 125, 012010
- Mezzacappa A., Liebrandt M., Messer O. E. B., Hix W. R., Thielemann F.-K., Bruenn S. W., 2001, *Phys. Rev. Lett.*, 86, 1935
- Mihalas D., Mihalas B., 1984, *Foundations of radiation hydrodynamics*
- Mösta P., Palenzuela C., Rezzolla L., Lehner L., Yoshida S., Pollney D., 2010, *Phys. Rev. D*, 81, 064017
- Noble S. C., Krolik J. H., Hawley J. F., 2009, *Astrophysical Journal*, 692, 411
- Novikov I. D., Thorne K. S., 1973, in *Black Holes (Les Astres Occlus) Astrophysics of black holes..* pp 343–450
- O’Neill S. M., Miller M. C., Bogdanović T., Reynolds C. S., Schnittman J. D., 2009, *Astrophys. J.*, 700, 859
- Palenzuela C., Anderson M., Lehner L., Liebling S. L., Neilsen D., 2009, *Physical Review Letters*, 103, 081101
- Park M., 2006, *Mon. Not. R. Astron. Soc.*, 367, 1739
- Penner A. J., 2011, *Mon. Not. R. Astron. Soc.*, p. 490
- Petkova M., Springel V., 2009, *Mon. Not. R. Astron. Soc.*, 396, 1383
- Petkova M., Springel V., 2010, ArXiv e-prints

- Petrich L. I., Shapiro S. L., Stark R. F., Teukolsky S. A., 1989, *Astrophys. J.*, 336, 313
- Rezzolla L., Giacomazzo B., Baiotti L., Granot J., Kouveliotou C., Aloy M. A., 2011, *Astrophys. Journ. Lett.*, 732, L6
- Rezzolla L., Miller J. C., 1994, *Classical and Quantum Gravity*, 11, 1815
- Ruffert M., 1996, *Astron. Astrophys.*, 311, 817
- Rybicki G. B., Lightman A. P., 1986, *Radiative Processes in Astrophysics*. Wiley-VCH
- Schwartz R. A., 1967, *Annals of Physics*, 43, 42
- Sekiguchi Y., 2010, *Progress of Theoretical Physics*, 124, 331
- Sekiguchi Y., Kiuchi K., Kyutoku K., Shibata M., 2011, *arXiv:1105.2125*
- Sesana A., Gair J., Berti E., Volonteri M., 2011, *Phys. Rev. D*, 83, 044036
- Shapiro S. L., 1996, *Astrophysical Journal*, 472, 308
- Shibata M., Kiuchi K., Sekiguchi Y., Suwa Y., 2011, *ArXiv e-prints*
- Smarr L., York J. W., 1978, *Phys. Rev. D*, 17, 2529
- Szöke A., Brooks III E. D., McKinley M. S., Daffin F. C., 2006, in F. Graziani ed., *Computational Methods in Transport Accurate and Efficient Radiation Transport in Optically Thick Media - by Means of the Symbolic Implicit Monte Carlo Method in the Difference Formulation*. p. 255
- Takahashi R., 2007, *Mon. Not. R. Astron. Soc.*, 382, 1041
- Thorne K. S., 1981, *Mon. Not. R. Astron. Soc.*, 194, 439
- Vitello P., 1984, *Astrophysical Journal*, 284, 394
- Zampieri L., Miller J. C., Turolla R., 1996, *Mon. Not. R. Astron. Soc.*, 281, 1183
- Zanotti O., Rezzolla L., Del Zanna L., Palenzuela C., 2010, *Astron. Astrophys.*, 523, A8+

This paper has been typeset from a  $\text{\LaTeX}$  file prepared by the author.