

3rd June 2011

Production of long-lived staus in the Drell-Yan process

Jan Heisig and Jörn Kersten

II. Institute for Theoretical Physics, University of Hamburg, Germany
jan.heisig@desy.de, joern.kersten@desy.de

Abstract

We investigate the phenomenology of the gravitino dark matter scenario with a stau as the next-to-lightest supersymmetric particle at the LHC. For a wide range of gravitino masses the lighter stau is stable on the scale of a detector and gives rise to a prominent signature as a “slow muon”. The direct stau production via the Drell-Yan process is always present and independent of the mass spectrum of the other superparticles, thus providing a lower bound for the discovery potential of this scenario. Performing a careful analysis with particular emphasis on the criteria for observing stau pairs and for distinguishing them from the background, we find that with a center-of-mass energy of 14 TeV the LHC has a promising potential for finding long-lived staus from Drell-Yan production up to very large stau masses.

1 Introduction

Supersymmetry (SUSY) with conserved R-parity and a gravitino as the lightest superparticle (LSP) is a viable alternative to the most widely studied scenario with a neutralino LSP. A stable gravitino is a perfectly good dark matter candidate [1] and may even be regarded as favored, since it alleviates the cosmological gravitino problem, allowing for a higher reheating temperature after inflation [2, 3]. As the superpartner of the graviton, the gravitino takes part only in the gravitational interaction. Therefore, the next-to-LSP (NLSP) is typically quite long-lived.¹ For a charged NLSP, this leads to a spectacular signature at colliders, charged tracks leaving the detector and no missing transverse energy. It could even be possible to capture NLSPs and to study their decays in detail, thus measuring the strength of their coupling to the LSP and the LSP's spin [6]. In this way, observations of the NLSP could lead to an indirect determination of the nature of the LSP.

In this work, we consider a charged slepton NLSP. In the following, we refer to the lightest charged slepton as the stau $\tilde{\tau}_1$ and allow for mixing between $\tilde{\tau}_R$ and $\tilde{\tau}_L$, the superpartners of the right- and left-handed tau, respectively. Of course, the results are also valid for a selectron or smuon NLSP. For a wide range of gravitino and stau masses, the stau NLSP lifetime

$$\tau_{\tilde{\tau}} \simeq 6 \times 10^4 \text{ s} \left(\frac{m_{3/2}}{\text{GeV}} \right)^2 \left(\frac{m_{\tilde{\tau}}}{100 \text{ GeV}} \right)^{-5} \quad (1)$$

is larger than about 10^{-7} s. Then the stau is metastable, i.e., it usually leaves an LHC detector before decaying.

Previous studies [7, 8, 9, 10, 11, 12, 13, 14, 15, 16, 17, 18, 19, 20, 21] of the LHC phenomenology of metastable staus have concentrated on the production via decays of heavier superparticles, assuming specific scenarios for SUSY breaking, with the notable exceptions [22, 23, 24, 25]. See also [26] for a comprehensive review. Here, we concentrate instead on the direct production via the neutral current Drell-Yan (DY) process and do not specify a certain SUSY-breaking scenario. This approach is motivated by several aspects.

- The DY contribution is independent of all MSSM parameters except $m_{\tilde{\tau}_1}$ and the mixing angle $\theta_{\tilde{\tau}}$, enabling a quite model-independent analysis.
- The DY process is always present. Together with the previous point, this leads to strict exclusion limits in a class of scenarios characterized only by their LSP and NLSP.
- As we will see later, DY production can become important and even dominant for sparticle spectra with large mass gaps between the stau and the strongly interacting

¹The same is true in scenarios with an axino LSP, whose interactions are strongly suppressed by the large Peccei-Quinn scale, see, e.g., [4]. The NLSP can also be long-lived if its mass is very close to that of a neutralino LSP [5]. We do not study these alternatives in detail but expect the same results as in the case considered.

superparticles. Such spectra are typical for gauge [27, 28] or gaugino mediated [29, 30] SUSY breaking, and no-scale [31] models, for example.

- Thanks to the prominent signature of metastable charged particles in the detector, the opposite-sign stau pair from DY production allows for a clean signal region with high background rejection up to very large integrated luminosities. Thus, in spite of its small cross section the DY process is able to provide an interesting discovery and exclusion potential, even for relatively large stau masses.

We are interested in the discovery and exclusion reach of the LHC, in particular the highest stau mass that can still be found. This is also motivated by the fact that in the considered scenario catalyzed big bang nucleosynthesis [32] leads to an upper bound of roughly 10^4 s on the NLSP lifetime. While this bound can in principle be satisfied by lowering the gravitino mass sufficiently, a short lifetime is obtained more easily for a relatively heavy stau due to the dependence of $\tau_{\tilde{\tau}}$ on $m_{\tilde{\tau}_1}^{-5}$ [33, 34].

In the following sections, we study the production of stau NLSP pairs at the LHC. In section 2 we focus on the DY process discussing the criteria for observing stau pairs and for distinguishing them from the background. This allows us to derive the LHC's discovery reach and exclusion potential in section 3. In section 4 we compare DY production with the production of staus from the decay of heavier superparticles.

2 Staus from the Drell-Yan process

Let us first discuss in detail the DY production of staus, the expected signal in a detector at the LHC and the background suppression. All events have been generated with MadGraph/MadEvent 4 [35] and its Pythia [36] interface. For the event generation in MadEvent and Pythia we enabled the MLM matching scheme [37].

2.1 Background

Staus as heavy metastable charged particles usually leave the detector. This leads to a signal in the tracker and muon chambers. Muons are the only background. Therefore, we first study this background in order to devise suitable cuts, which we can then take into account in the calculation of the signal in the next subsection.

The di-muon rate for the moderate and high p_T -range is much smaller than the single muon rate and the possible sources are considerably fewer in the case of di-muons. It turns out that this reduction of the background overcompensates the loss of signal events when requiring pairs of muon-like particles. For a p_T -cut smaller and around 15 GeV, b - and c -decays are the dominant sources of di-muons. Above 15 GeV the DY production begins to dominate [38]. In addition to a high p_T -cut, the b, c -contribution can be further reduced by isolation cuts. This feature relies on the fact that b and c quarks are always produced

close to jets while muons from heavy mother particles (like Z or t) tend to be well-separated from the other decay products—they are isolated [39].

As a preselection cut on the data, we require two opposite-sign muon-like particles each satisfying

- p_T -cut: $p_T > 50 \text{ GeV}$
- Barrel cut on the pseudorapidity: $|\eta| < 2.5$
- Isolation cut: $\Delta\mathcal{R}_{\mu,\text{jet}} = \sqrt{\Delta\eta_{\mu,\text{jet}}^2 + \Delta\phi_{\mu,\text{jet}}^2} > 0.5$ for jets with $p_T > 50 \text{ GeV}$.

With the p_T - and the isolation cut, a sufficient rejection of the b, c -contribution should easily be obtained. This is why we refrain from running a detector simulation for this issue. All the same we made no effort to specify the isolation algorithm. Instead we apply the respective cuts directly on the remaining background (and signal) at the level of the Pythia lhe-output. The p_T -cut also rejects muon pairs from on-shell Z decay. Therefore, an additional cut on the invariant mass of the muon pair, which was used in [22], would not have a significant effect.

As the remaining background, we consider di-muons from the DY process and from $t\bar{t}$ -production. We include contributions up to order α_s^2 (two jets) in the case of the DY process and α_s^3 (three jets) in the case of $t\bar{t}$ -production and generate 2×10^5 unweighted events for the analysis. The total normalization of the cross section was fixed from the leading order DY di-muon production (without jets) from MadEvent multiplied by a constant K -factor, conservatively chosen to be 1.4, to account for next-to-leading order (NLO) corrections. The total di-muon cross section after applying the above preselection cuts is $\sigma_B \simeq 25 \text{ pb}$.

Velocity measurement

The crucial tool for distinguishing muons from staus is the velocity measurement. A significant fraction of staus with a mass of several hundred GeV will have a velocity well below the speed of light, whereas the background muons are always ultra-relativistic. Unfortunately, measuring the velocity is much more involved than measuring, for example, the momentum. Therefore, the experimental uncertainty is much larger, and a cut on the velocity will not reject all background muons.

There are two distinct ways of measuring the velocity of muon-like particles, the ionization energy loss (dE/dx) inside the tracker and the time-of-flight (ToF) measurement, which measures the time between the bunch crossing and the passing through the muon chambers. The former measurement only provides information up to $\beta \lesssim 0.9$ while the latter is mainly limited from below—at the design luminosity of the LHC, particles with velocities less than about 0.6 cannot be assigned to the correct bunch crossing anymore.

Although the precision of each velocity measurement is not overwhelming, a combination of both measurements provides a highly efficient background rejection. This is due to the

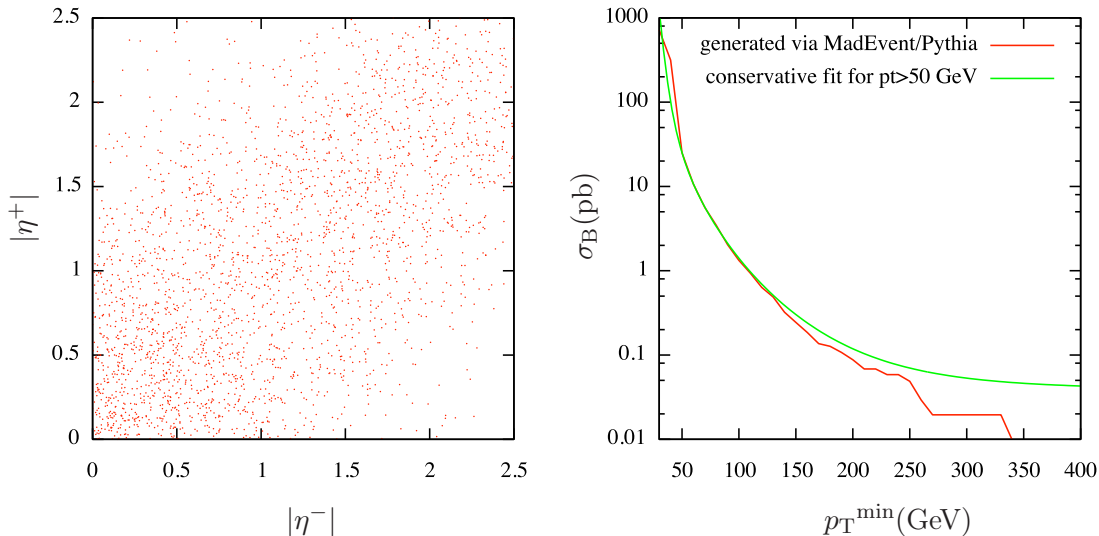


Figure 1: Left: Pseudorapidity distribution of the considered di-muon background after applying the preselection cuts, where η^\pm denotes the pseudorapidity of μ^\pm . Right: Total di-muon cross section after applying the preselection cuts but as a function of the variable p_T -cut discussed at the end of section 3 (again on both muons).

fact that for stau signal events these two measurements are clearly correlated while for background events no correlation is present [40]. According to [41] the combination of both measurements with the cuts

- $\beta_{dE/dx} < 0.8$
- $\beta_{ToF} < 0.8$
- quality cuts²

leads to a background rejection factor of about 10^{-7} for single stau candidates. Provided that the probability of a mis-identification of the two muons within one event is not correlated³, one obtains a background rejection for the di-stau search of $r_\beta = (10^{-7})^2$. However, a background rejection of 10^{-14} might not be achievable due to other experimental limitations. Furthermore, the precise determination of the resolution function of the velocity

²To stay conservative we apply a quality loss of 20% on each particle in a signal event but not on the background.

³A possible source of such a correlation would be the presence of a highly correlated $\eta^+ - \eta^-$ -distribution together with a strong dependence of the velocity resolution function on η . However, figure 1 shows that already the former is not the case.

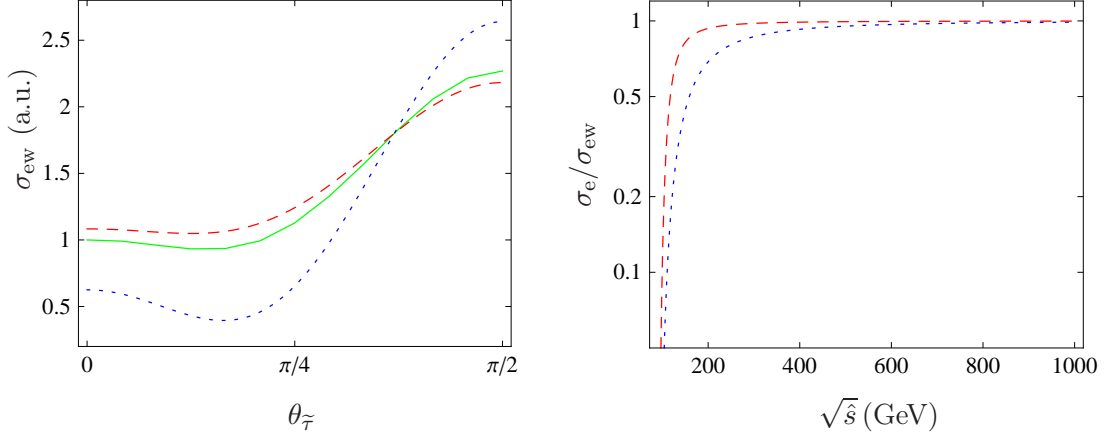


Figure 2: Left: Cross section for direct di-stau production $pp \rightarrow Z, \gamma \rightarrow \tilde{\tau}_1^+ \tilde{\tau}_1^-$ as a function of the stau mixing angle. The curves are obtained from a MadEvent simulation with $m_{\tilde{\tau}_1} = 500$ GeV (solid green, normalized to be one at $\theta_{\tilde{\tau}} = 0$) as well as directly from (3) for up-type quarks (red dashed line) and down-type quarks (blue dotted line) for $\sqrt{\hat{s}} = 1000$ GeV. The two latter curves are absolutely normalized to be equal to the MadEvent prediction at their intersection point. Right: Ratio between the electromagnetic contribution and the complete electroweak cross section (3) for $\theta_{\tilde{\tau}} = 0$ as a function of the center-of-mass energy \hat{s} for up-type quarks (red dashed line) and down-type quarks (blue dotted line), each separately normalized to be one at $\hat{s} \rightarrow \infty$.

measurement is the subject of ongoing experimental research. Therefore, we adopt a conservative approach in the following, showing our results for assumed background rejections of $r_\beta = 10^{-10}$ and $r_\beta = 10^{-7}$ for $0.6 < (\beta_{\text{dE/dx}}, \beta_{\text{ToF}}) < 0.8$.

2.2 Signal

The direct stau production via DY only involves two parameters of the more than 100 free MSSM parameters, the stau mass $m_{\tilde{\tau}_1}$ and the mixing angle $\theta_{\tilde{\tau}}$.

Dependence on the mixing angle

We define the stau mixing matrix via

$$\begin{pmatrix} \tilde{\tau}_1 \\ \tilde{\tau}_2 \end{pmatrix} = \mathcal{M}^{\tilde{\tau}} \begin{pmatrix} \tilde{\tau}_R \\ \tilde{\tau}_L \end{pmatrix} = \begin{pmatrix} \cos \theta_{\tilde{\tau}} & \sin \theta_{\tilde{\tau}} \\ -\sin \theta_{\tilde{\tau}} & \cos \theta_{\tilde{\tau}} \end{pmatrix} \begin{pmatrix} \tilde{\tau}_R \\ \tilde{\tau}_L \end{pmatrix} \quad (2)$$

and $m_{\tilde{\tau}_1} \leq m_{\tilde{\tau}_2}$. The dependence of the di-stau cross section on the mixing angle $\theta_{\tilde{\tau}}$ can be discussed by considering the parton-level cross section for $q\bar{q} \rightarrow \tilde{\tau}_i^+ \tilde{\tau}_j^-$,

$$\left(\frac{d\hat{\sigma}}{d\hat{t}}\right)_{ij}^q = \frac{e^4}{8\pi} \frac{\hat{u}\hat{t} - m_{\tilde{\tau}_i}^2 m_{\tilde{\tau}_j}^2}{\hat{s}^4} \left[e_q^2 \delta_{ij} + (g_V^q)^2 + (g_A^q)^2 \frac{g_{\tilde{\tau}_i \tilde{\tau}_j}^2}{(1 - M_Z^2/\hat{s})^2} - \frac{2e_q g_V^q \delta_{ij} g_{\tilde{\tau}_i \tilde{\tau}_j}}{1 - M_Z^2/\hat{s}} \right], \quad (3)$$

where

$$g_{\tilde{\tau}_i \tilde{\tau}_j} = \frac{1}{c_W s_W} \left[\left(-\frac{1}{2} + s_W^2 \right) \mathcal{M}_{iL}^{\tilde{\tau}} \mathcal{M}_{jL}^{\tilde{\tau}} + s_W^2 \mathcal{M}_{iR}^{\tilde{\tau}} \mathcal{M}_{jR}^{\tilde{\tau}} \right] \quad (4)$$

and

$$g_V^q = \frac{T_q^3 - 2e_q s_W^2}{2c_W s_W}, \quad g_A^q = \frac{T_q^3}{2c_W s_W}. \quad (5)$$

Here, $c_W \equiv \cos \theta_W$, $s_W \equiv \sin \theta_W$ and $\hat{s}, \hat{t}, \hat{u}$ are the Mandelstam variables. (For simplicity we use the zero-width approximation $\Gamma_Z \ll m_Z$.)

A change in $\theta_{\tilde{\tau}}$ has an impact on $g_{\tilde{\tau}_i \tilde{\tau}_j}$ only. Thus, it alters the ratio between the three terms in square brackets in (3), which are the electromagnetic, the weak and the interference terms, respectively. This change is almost independent of the kinematics. The terms in square brackets contain \hat{s} as the only kinematic variable, and even this dependence becomes negligible when exceeding a few times M_Z . The right panel of figure 2 shows the ratio between the first term and all terms in (3) as a function of \hat{s} (arbitrarily normalized). From a few hundred GeV on the ratio is almost constant. Thus, in this region a change in $\theta_{\tilde{\tau}}$ will only shift the overall cross section but will not have an impact on the kinematic distributions at all. In the left panel of figure 2, we show the dependence of the cross section on $\theta_{\tilde{\tau}}$ from (3) for large \hat{s} . We also display the same quantity obtained from a MadEvent simulation with $m_{\tilde{\tau}_1} = 500$ GeV (green solid line). For this simulation diagrams up to order α_s^2 (two jets) have been taken into account. The simulated curve is closer to the curve of the up-type quark (red dashed line). This is to be expected, since we collide two protons.

For the plots in figures 3 and 4 we consider the case $\theta_{\tilde{\tau}} = 0$. However, the minimum of $\sigma_{\text{ew}}(\theta_{\tilde{\tau}})$ is at $\theta_{\tilde{\tau}}^{\text{min}} \neq 0$ and it is about 7% lower than the value at $\sigma_{\text{ew}}(0)$. Therefore, when estimating the discovery potential and exclusion limits we conservatively choose $\theta_{\tilde{\tau}} = \theta_{\tilde{\tau}}^{\text{min}}$.

Dependence on the stau mass

To show the dependence on the stau mass $m_{\tilde{\tau}_1}$ we simulated the DY production in 21 mass steps from 100 GeV to 1000 GeV, generating 5×10^4 events for each one and again considering diagrams up to order α_s^2 (two jets). We obtained the total normalization from the corresponding leading-order computation (without jets) from MadEvent, corrected by a constant K -factor of 1.35 [42].

Figure 3 shows the results. The cuts in η , p_T , and $\Delta\mathcal{R}_{\tilde{\tau}, \text{jet}}$ have a minor impact on the data, whereas the velocity cut lowers the signal by about one order of magnitude but with a slightly decreasing tendency when going to very high masses due to the increase of

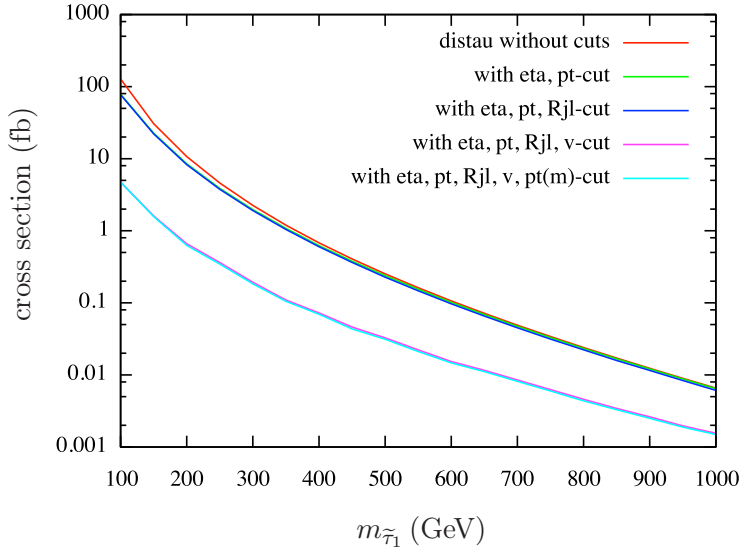


Figure 3: Cross section for direct di-stau production $pp \rightarrow Z, \gamma \rightarrow \tilde{\tau}_1^+ \tilde{\tau}_1^-$ for $\theta_{\tilde{\tau}} = 0$ ($\tilde{\tau}_1 = \tilde{\tau}_R$) as a function of $m_{\tilde{\tau}}$ at the 14 TeV-LHC. The impact of the different cuts is displayed. The cuts are $|\eta| < 2.5$ (“eta”), $p_T > 50$ GeV (“pt”), $\Delta\mathcal{R}_{\tilde{\tau},\text{jet}} > 0.5$ (“Rjl”) and $0.6 < \beta < 0.8$ (“v”). The cut “pt(m)” is the optimized p_T -cut discussed at the end of section 3.

slower staus. The fraction of events passing the velocity cut is 8% at $m_{\tilde{\tau}_1} = 200$ GeV and about 20% at $m_{\tilde{\tau}_1} = 800$ GeV (cf. figure 4, top). This is due to the fact that the parton luminosities in a 14 TeV pp collision begin to decrease more drastically for center-of-mass (CM) energies above roughly 1 TeV. The top panel of figure 4 also shows that the velocity cut at $\beta = 0.6$ has considerably less impact on the data than the one at $\beta = 0.8$.

The partonic process considered in (3) favors perpendicular scattering: $(\hat{u}\hat{t} - m_{\tilde{\tau}}^4) d\hat{t} \propto \sin^2\theta d\Omega$, where θ is the angle between the produced staus and the beam axis in the CM frame and $d\Omega$ the corresponding solid angle element. Thus, the very low p_T region is suppressed, although this effect is smeared out by the parton distribution functions (PDFs). On the other hand, the faster decrease of the parton luminosity with increasing CM energy determines the high- p_T tail. This leads to a p_T -distribution that peaks roughly at $p_T \simeq m_{\tilde{\tau}_1}$, at least for the mass range $m_{\tilde{\tau}_1} \lesssim 400$ GeV. For larger masses the PDF behavior at high CM energies shifts this peak a bit downwards.

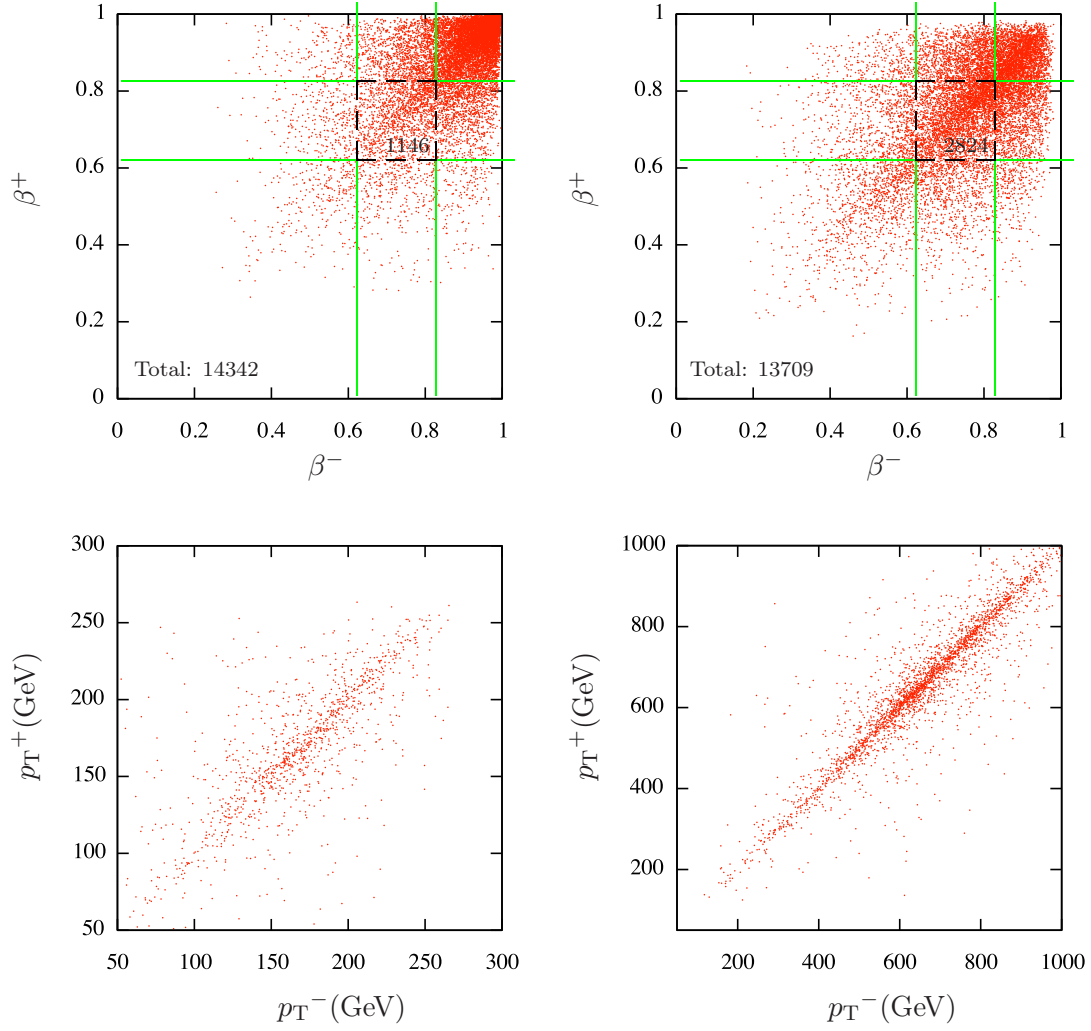


Figure 4: Di-stau distributions after the preselection cuts for $m_{\tilde{\tau}_1} = 200 \text{ GeV}$ (left) and $m_{\tilde{\tau}_1} = 800 \text{ GeV}$ (right). Top: Unweighted events as dots in the β^- - β^+ -plane, where β^\pm is the velocity of $\tilde{\tau}^\pm$. The number in the lower right corner of the dashed square displays the number of events passing the velocity cut. Bottom: Di-stau distribution after the additional velocity cut in the p_T^+ - p_T^- -plane.

3 Discovery potential and exclusion limits

In the following we are interested in the integrated luminosity $\mathcal{L}_f(m_{\tilde{\tau}_1})$ required to discover or exclude the considered scenario characterized by the parameter $m_{\tilde{\tau}_1}$. The expectation value for the number of signal events S is given by

$$S = \sigma_S(m_{\tilde{\tau}_1}) \mathcal{L}_f, \quad (6)$$

where $\sigma_S(m_{\tilde{\tau}_1})$ is the signal cross section. The expected number of background events reads

$$B = \sigma_B r_\beta \mathcal{L}_f, \quad (7)$$

where σ_B is the background cross section and r_β is the background rejection factor.

Since we expect to obtain solutions that involve small event numbers S and B , we consider Poisson statistics. A 5σ -discovery corresponds to a set of S and B that fulfills

$$1 - e^{-B} \sum_{n=0}^{B+S-1} \frac{B^n}{n!} \stackrel{!}{=} 3 \times 10^{-7}, \quad (8)$$

where 3×10^{-7} is the one-sided p -value corresponding to a 5σ -evidence.

A 95% CL exclusion corresponds to S and B satisfying

$$1 - \frac{e^{-(B+S)} \sum_{n=0}^N \frac{(B+S)^n}{n!}}{e^{-B} \sum_{n=0}^N \frac{B^n}{n!}} \stackrel{!}{=} 0.95. \quad (9)$$

In contrast to the case of discovery, the additional parameter N appears. This is the maximum observed event number up to which the 95% CL exclusion is demanded to hold. For $N = B$ we obtain the central value of the exclusion limit. Repeating the analysis for N at the boundaries of the 1σ and 2σ intervals around B then yields the 1σ and 2σ probability bands for the exclusion limit.

Inserting S and B as functions of \mathcal{L}_f and σ_B according to (6) and (7) turns the formulae (8) and (9) into implicit functions determining $\mathcal{L}_f(m_{\tilde{\tau}_1})$.

As signal cross section we use $\sigma_S(m_{\tilde{\tau}_1})$ at $\theta_{\tilde{\tau}} = \theta_{\tilde{\tau}}^{\min}$ after applying all cuts mentioned above. To incorporate an efficiency loss due to quality cuts, we apply a general factor of 0.8^2 on σ_S . The background cross section σ_B is the di-muon cross section after the preselection cuts. As explained earlier, we consider the values 10^{-7} and 10^{-10} for r_β . Figure 5 shows the luminosity $\mathcal{L}_f(m_{\tilde{\tau}_1})$ at which a 5σ -discovery can be expected (green solid lines) and at which all scenarios with a metastable stau can be excluded at 95% CL (red dashed line and red-shaded regions around them indicating the 1σ and 2σ probability bands).

The borders of the gray-shaded regions denote the luminosities that correspond to 1, 10 and 100 events. We see that both discovery and exclusion are expected to occur on the basis of very few events.

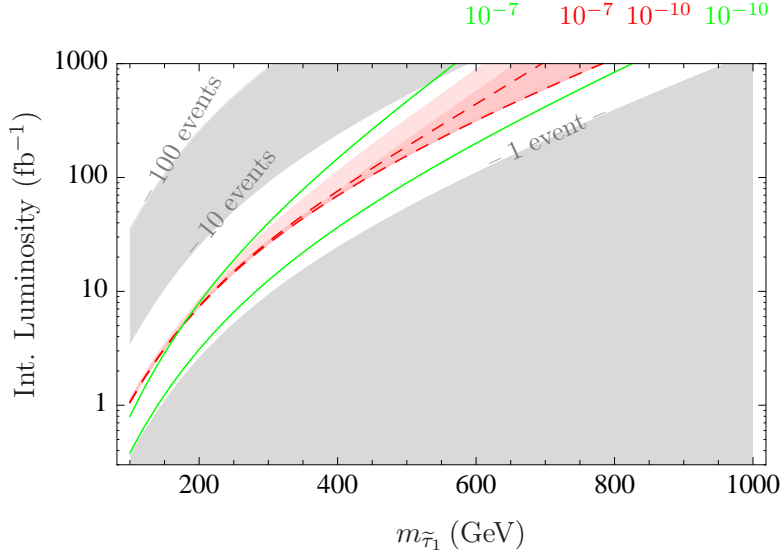


Figure 5: Integrated luminosity of the 14 TeV-LHC at which a 5σ -discovery (green solid lines) and a 95% CL-exclusion (red dashed lines) of directly produced stau-pairs is to be expected. The dependence on the background rejection factor for the velocity cut is illustrated by displaying each curve for the values $r_\beta = 10^{-7}$ and $r_\beta = 10^{-10}$, respectively. The red-shaded band corresponds to the 1σ and 2σ probability bands around the expected 95% CL-exclusion line.

Observing no events when three are expected by a hypothesis is sufficient to exclude this hypothesis at 95% CL. Thus, for luminosities that lead to a sufficiently small background $B \ll 1$, the exclusion limit corresponds to the three-event line. This is why for small $m_{\tilde{\tau}_1}$ the exclusion limits for different r_β are degenerate at the three-event line, which coincides with the $r_\beta = 10^{-10}$ line in figure 5—the corresponding background is sufficiently small. As it is not possible to obtain less than zero events, the red-shaded regions do not continue beyond the three-event line.

Optimized p_T -cut

Looking at the p_T -distribution of the staus (figure 4, bottom) and the p_T -cut dependence of the di-muon cross section (figure 1, right) we see that we can improve the search by optimizing the p_T -cut according to the stau mass hypothesis being considered. In other words, we repeat the previous analysis with an additional p_T -cut (again on both stau

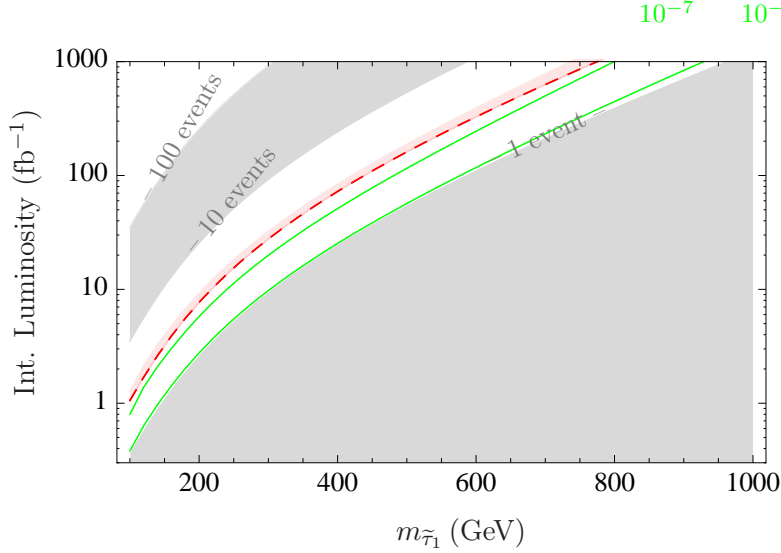


Figure 6: Same as figure 5, but with an additional cut $p_T > 0.4 m_{\tilde{\tau}_1}$.

candidates) that grows linearly with $m_{\tilde{\tau}_1}$,

$$p_T > p_T^{\min} = 0.4 \times m_{\tilde{\tau}_1} . \quad (10)$$

We emphasize that the result is not sensitive to the choice of the factor 0.4. Choosing 0.5 instead gives almost the same result, especially within the considered precision.

The dependence of the background cross section on this optimized p_T -cut is shown in the right panel of figure 1. Apart from lower statistics, in the high- p_T region we expect a larger theoretical uncertainty. Therefore we perform a conservative fit on the data, such that the fitted curve lies completely above the simulated curve in the region $p_T > 50$ GeV.

After this change discovery is expected to take place for one to three events in the whole considered region. For instance, a scenario with a 300 GeV stau NLSP is expected to be discovered at about 10 to 20 fb^{-1} through direct detection alone. On the other hand, if it is not chosen by nature the same scenario can be excluded at 95% CL with roughly 30 fb^{-1} . In the very long term, nearly the whole considered mass range is accessible at the LHC, for example, masses up to roughly 600 GeV for 300 fb^{-1} .

Besides, the dependence of the LHC potential on the background rejection factor r_β can be studied. The large change of r_β by three orders of magnitude causes only a small change in the required luminosity by a factor of about 2. Moreover, the exclusion limits for $r_\beta = 10^{-7}$ and 10^{-10} become degenerate at the three-event line. Thus, the exclusion potential is not sensitive to r_β .

This also sheds some light on the impact of the somewhat arbitrarily chosen K -factor for the muon background in section 2.1. Since the K -factor and the background rejection factor are both applied linearly on the background cross section, the variation of r_β over three orders of magnitude reveals how little impact an error of tens of percent in the applied K -factor would have.

To realize this optimized p_T -cut in an experimental analysis, one could choose the value of p_T^{\min} corresponding to the stau mass that—for example, according to figure 6—is within reach at the luminosity of the analyzed dataset.

4 Direct production versus other channels

The cross section for the production of superparticles heavier than the stau can be larger than the DY cross section considered so far. Such particles promptly decay into the NLSP, emitting Standard Model (SM) particles which provide an additional signature with potentially higher significance than the detection of the metastable stau. However, the SM particle radiation from cascade decays depends strongly on the sparticle mass spectrum and has to be distinguished from a higher SM background. Hence, we assume that the easiest way to find SUSY in the considered scenario is the direct detection of the NLSP, independently of its production channel. Then we can estimate whether staus from direct production or those from decays of heavier particles will be the dominant contribution to the discovery of a gravitino-stau scenario. This enables us to decide for which SUSY spectra our previous calculations for the direct DY production yield a good approximation for the potential of the LHC and for which spectra they are overly conservative.

We classify three sources of the production of SUSY particles,

- production of sleptons, including the direct production of staus,
- production of neutralinos and charginos, and
- production of colored sparticles.

Let us look at the leading contributions of each class. For this consideration we computed the cross section via MadGraph/MadEvent 5 at lowest order and cross-checked whether NLO computations [42, 43, 44] lead to roughly the same result.

At lowest order in the electroweak coupling, $\mathcal{O}(\alpha^2)$, direct production of sleptons is only possible via neutral current and charged current DY. According to figure 2, right- and left-handed slepton pair production differs by a factor of about 2 in the cross section. On the other hand, such an increase in the cross section corresponds to a rather small increase in the slepton mass by a factor of less than about 1.3. Accordingly, contributions from neutral current DY sleptons \tilde{l}_L decaying into the NLSP will only be noticeable if $\tilde{\tau}_1 \simeq \tilde{\tau}_R$ and for a very small gap between $m_{\tilde{\tau}_1}$ and $m_{\tilde{l}_L}$. Production of $\tilde{l}_L \tilde{\nu}_l$ via W^\pm is in principle enhanced relative to $Z, \gamma \rightarrow \tilde{l}_L^\pm \tilde{l}_L^\mp$ by a factor of 2 to 3. Since only \tilde{l}_L couples to W^\pm , direct

production of $\tilde{\tau}_1$ via W^\pm is suppressed by $\sin^2 \theta_{\tilde{\tau}}$ and thus unlikely for $\tilde{\tau}_1 \simeq \tilde{\tau}_R$. By contrast, production of $\tilde{l}_L^+ \tilde{\nu}_l$ via W^+ can be of the same order as $Z, \gamma \rightarrow \tilde{\tau}_R^+ \tilde{\tau}_R^-$ if $m_{\tilde{l}_L} \simeq m_{\tilde{\nu}_l} \lesssim 1.6 m_{\tilde{\tau}_1}$. (The production via W^+ is slightly enhanced against the one via W^- due to the charge asymmetry in the initial state.) In any case, production of sleptons decaying into $\tilde{\tau}_1$ will at most give a contribution slightly larger than direct $\tilde{\tau}_1$ pair production and thus cannot change the result drastically.

Production of neutralinos and higgsinos is accessible at $\mathcal{O}(\alpha^2)$ either via neutral and charged current DY or via t - and u -channel squark exchange. DY production of neutralinos only occurs in the case of a noticeable contribution of higgsinos and even then the cross sections are quite small. In contrast, $Z, \gamma \rightarrow \tilde{W}^+ \tilde{W}^-$ has quite a large cross section. The same is true for $W^\pm \rightarrow \tilde{W}^\pm \tilde{W}^0$. For $m_{\tilde{W}^\pm} \lesssim 3 m_{\tilde{\tau}_R}$ the DY production of $\tilde{W}^+ \tilde{W}^-$ can exceed $Z, \gamma \rightarrow \tilde{\tau}_R^+ \tilde{\tau}_R^-$. If the charginos are more higgsino-like the cross-sections become lower, thus this is a conservative estimate. The production via squarks in the t - and u -channel introduces an additional dependence on the squark masses. However, the cross sections are roughly the same as the corresponding production via DY only if $m_{\tilde{q}} \simeq m_{\tilde{W}}$. Thus, for large squark masses the t - and u -channel squark contributions become subleading. According to these considerations, wino production via DY is a candidate which is likely to compete with or exceed the direct NLSP pair production.

Let us finally consider the production of colored particles. Since the LHC is a proton-proton collider, at leading order $\mathcal{O}(\alpha_s^2)$ squark-pair, gluino-pair and squark-gluino production each allow a variety of diagrams that include the initial states gg , qg and qq , which are the dominant hadronic channels at the LHC for low, middle and high CM energies, respectively. Setting all masses equal to 1 TeV the production of the colored sparticles and stau-pairs follows roughly the ratio

$$\sigma_{\tilde{q}\tilde{q}} : \sigma_{\tilde{g}\tilde{g}} : \sigma_{\tilde{q}\tilde{q}} : \sigma_{\tilde{\tau}_R^+ \tilde{\tau}_R^-} \simeq 1 : \frac{1}{16} : \frac{1}{33} : \frac{1}{1700}, \quad (11)$$

where we chose $\tilde{q} = \tilde{u}$, which is the leading contribution. Thus, spectra with dominant direct DY production of staus are required to have quite a large mass gap between the NLSP and the colored particles. Gluino-squark production is most likely to be the dominant contribution to the production of colored particles.⁴

Let us close these considerations with two examples. In a scenario with

$$m_{\tilde{\tau}_R} = 200 \text{ GeV}, \quad m_{\tilde{W}^\pm} = 600 \text{ GeV}, \quad m_{\tilde{q}} = 1.4 \text{ TeV}, \quad m_{\tilde{g}} = 1.8 \text{ TeV}$$

or, for a larger overall mass scale,

$$m_{\tilde{\tau}_R} = 800 \text{ GeV}, \quad m_{\tilde{W}^\pm} = 1.7 \text{ TeV}, \quad m_{\tilde{q}} = 2.6 \text{ TeV}, \quad m_{\tilde{g}} = 3.2 \text{ TeV},$$

the cross sections for $\tilde{\tau}_R^+ \tilde{\tau}_R^-$, $\tilde{W}^+ \tilde{W}^-$ and $\tilde{q}\tilde{q}$ production are all roughly of the same size.

⁴As long as the masses of the squarks are not vastly different, this conclusion remains to hold if we sum over the squark flavors and vary the overall mass scale within reasonable boundaries.

However, in general the staus from cascade decays have significantly higher velocities than directly produced ones (due to the large phase space). Consequently, staus from cascade decays are more likely to be rejected by the velocity cut needed for the discrimination against muons. Thus, already in the exemplary equal-production-rate scenarios from above we expect direct DY production to be the dominant contribution to detectable staus.

5 Conclusions

Metastable charged supersymmetric particles lead to prominent signatures in the detectors at the LHC. We have shown that these signatures enable a very efficient background rejection. As a consequence, despite its relatively small cross section direct Drell-Yan production of metastable charged sleptons has an interesting potential for discovering or excluding their existence at the LHC for a wide range of masses. Above all, it provides a robust lower limit on the LHC potential for scenarios with a metastable charged slepton that depends only on the slepton mass. We have proposed an additional cut depending on the stau mass which may further reduce the background, especially for heavy staus. A significant increase of the current bounds on direct slepton production can only be achieved with a CM energy of 14 TeV at the LHC, which is why we have not discussed in detail the prospects of the current 7 TeV run.

By considering channels other than direct Drell-Yan production, a less conservative estimate of the discovery potential and tighter exclusion limits can be achieved. We have discussed briefly the production processes that are most likely to be the dominant ones if the mass gap between the metastable charged slepton and the heavier superparticles is not large enough to guarantee dominant Drell-Yan production. At the LHC, for many mass spectra this would be wino production or associated squark-gluino production.

Acknowledgements

We would like to thank Christian Autermann, Patrick Huber, Kolja Kaschube, Boris Panes, Christian Sander, Peter Schleper and Hartmut Stadie for very helpful discussions. We also thank CINVESTAV in Mexico City for hospitality during stages of this work. This work was supported by the German Science Foundation (DFG) via the Junior Research Group “SUSY Phenomenology” within the Collaborative Research Centre 676 “Particles, Strings and the Early Universe”.

References

- [1] H. Pagels and J. R. Primack, “Supersymmetry, Cosmology and New TeV Physics”, *Phys. Rev. Lett.* **48** (1982) 223.

- [2] J. R. Ellis, D. V. Nanopoulos, and S. Sarkar, “The Cosmology of Decaying Gravitinos”, *Nucl. Phys.* **B259** (1985) 175.
- [3] M. Bolz, W. Buchmüller, and M. Plümacher, “Baryon asymmetry and dark matter”, *Phys. Lett.* **B443** (1998) 209–213, [arXiv:hep-ph/9809381](#).
- [4] A. Brandenburg, L. Covi, K. Hamaguchi, L. Roszkowski, and F. D. Steffen, “Signatures of axinos and gravitinos at colliders”, *Phys. Lett.* **B617** (2005) 99–111, [hep-ph/0501287](#).
- [5] T. Jittoh, J. Sato, T. Shimomura, and M. Yamanaka, “Long life stau in the minimal supersymmetric standard model”, *Phys. Rev.* **D73** (2006) 055009, [arXiv:hep-ph/0512197](#) [[hep-ph](#)].
- [6] W. Buchmüller, K. Hamaguchi, M. Ratz, and T. Yanagida, “Supergravity at colliders”, *Phys. Lett.* **B588** (2004) 90–98, [arXiv:hep-ph/0402179](#) [[hep-ph](#)].
- [7] A. Nisati, S. Petrarca, and G. Salvini, “On the possible detection of massive stable exotic particles at the LHC”, *Mod. Phys. Lett.* **A12** (1997) 2213–2222, [arXiv:hep-ph/9707376](#) [[hep-ph](#)].
- [8] I. Hinchliffe and F. Paige, “Measurements in gauge mediated SUSY breaking models at CERN LHC”, *Phys. Rev.* **D60** (1999) 095002, [arXiv:hep-ph/9812233](#) [[hep-ph](#)].
- [9] S. Ambrosanio, B. Mele, S. Petrarca, G. Polesello, and A. Rimoldi, “Measuring the SUSY breaking scale at the LHC in the slepton NLSP scenario of GMSB models”, *JHEP* **01** (2001) 014, [arXiv:hep-ph/0010081](#) [[hep-ph](#)].
- [10] S. Ambrosanio, B. Mele, A. Nisati, S. Petrarca, G. Polesello, A. Rimoldi, and G. Salvini, “SUSY Long-Lived Massive Particles: Detection and Physics at the LHC”, *Rend. Acc. Naz. Lincei* (2000) , [arXiv:hep-ph/0012192](#) [[hep-ph](#)].
- [11] J. Sjölin, “A simulation of gauge mediated supersymmetry breaking with a supersymmetric tau as the next-to-lightest supersymmetric particle in the ATLAS detector at the large hadron collider”, *EPJ direct* **4** (2002) 1–23.
- [12] J. L. Feng, S. Su, and F. Takayama, “Supergravity with a gravitino LSP”, *Phys. Rev.* **D70** (2004) 075019, [arXiv:hep-ph/0404231](#).
- [13] A. De Roeck, J. Ellis, F. Gianotti, F. Moortgat, K. A. Olive, and L. Pape, “Supersymmetric benchmarks with non-universal scalar masses or gravitino dark matter”, *Eur. Phys. J.* **C49** (2007) 1041–1066, [arXiv:hep-ph/0508198](#).
- [14] J. R. Ellis, A. R. Raklev, and O. K. Oye, “Gravitino dark matter scenarios with massive metastable charged sparticles at the LHC”, *JHEP* **10** (2006) 061, [arXiv:hep-ph/0607261](#) [[hep-ph](#)].

- [15] J. L. Feng, S. T. French, C. G. Lester, Y. Nir, and Y. Shadmi, “The Shifted Peak: Resolving Nearly Degenerate Particles at the LHC”, *Phys. Rev.* **D80** (2009) 114004, [arXiv:0906.4215 \[hep-ph\]](#).
- [16] J. L. Feng, S. T. French, I. Galon, C. G. Lester, Y. Nir, Y. Shadmi, D. Sanford, and F. Yu, “Measuring slepton masses and mixings at the LHC”, *JHEP* **01** (2010) 047, [arXiv:0910.1618 \[hep-ph\]](#).
- [17] J. Chen and T. Adams, “Searching for high speed long-lived charged massive particles at the LHC”, *Eur. Phys. J.* **C67** (2010) 335–342, [arXiv:0909.3157 \[hep-ph\]](#).
- [18] T. Ito, R. Kitano, and T. Moroi, “Measurement of the superparticle mass spectrum in the long-lived stau scenario at the LHC”, *JHEP* **04** (2010) 017, [arXiv:0910.5853 \[hep-ph\]](#).
- [19] J. J. Heckman, J. Shao, and C. Vafa, “F-theory and the LHC: stau search”, *JHEP* **09** (2010) 020, [arXiv:1001.4084 \[hep-ph\]](#).
- [20] R. Kitano and M. Nakamura, “Tau polarization measurements at the LHC in supersymmetric models with a long-lived stau”, *Phys. Rev.* **D82** (2010) 035007, [arXiv:1006.2904 \[hep-ph\]](#).
- [21] M. Endo, K. Hamaguchi, and K. Nakaji, “Probing High Reheating Temperature Scenarios at the LHC with Long-Lived Staus”, *JHEP* **11** (2010) 004, [arXiv:1008.2307 \[hep-ph\]](#).
- [22] A. Rajaraman and B. T. Smith, “Discovering SUSY with $m_0^2 < 0$ in the first CERN LHC physics run”, *Phys. Rev.* **D75** (2007) 115015, [arXiv:hep-ph/0612235](#).
- [23] A. Rajaraman and B. T. Smith, “Determining Spins of Metastable Sleptons at the Large Hadron Collider”, *Phys. Rev.* **D76** (2007) 115004, [arXiv:0708.3100 \[hep-ph\]](#).
- [24] A. R. Raklev, “Massive Metastable Charged (S)Particles at the LHC”, *Mod. Phys. Lett.* **A24** (2009) 1955–1969, [arXiv:0908.0315 \[hep-ph\]](#).
- [25] M. Endo, K. Hamaguchi, and K. Nakaji, “LHC signature with long-lived stau in high reheating temperature scenario”, [arXiv:1105.3823 \[hep-ph\]](#).
- [26] M. Fairbairn *et al.*, “Stable massive particles at colliders”, *Phys. Rept.* **438** (2007) 1–63, [arXiv:hep-ph/0611040](#).
- [27] M. Dine and W. Fischler, “A Phenomenological Model of Particle Physics Based on Supersymmetry”, *Phys. Lett.* **B110** (1982) 227.
- [28] L. Alvarez-Gaume, M. Claudson, and M. B. Wise, “Low-Energy Supersymmetry”, *Nucl. Phys.* **B207** (1982) 96.

- [29] D. E. Kaplan, G. D. Kribs, and M. Schmaltz, “Supersymmetry breaking through transparent extra dimensions”, *Phys. Rev.* **D62** (2000) no. 3, 035010, [arXiv:hep-ph/9911293](#) [hep-ph].
- [30] Z. Chacko, M. A. Luty, A. E. Nelson, and E. Ponton, “Gaugino mediated supersymmetry breaking”, *JHEP* **01** (2000) 003, [hep-ph/9911323](#).
- [31] J. R. Ellis, C. Kounnas, and D. V. Nanopoulos, “No-Scale Supersymmetric GUTs”, *Nucl. Phys.* **B247** (1984) 373–395.
- [32] M. Pospelov, “Particle physics catalysis of thermal Big Bang Nucleosynthesis”, *Phys. Rev. Lett.* **98** (2007) 231301, [arXiv:hep-ph/0605215](#) [hep-ph].
- [33] J. Pradler and F. D. Steffen, “Implications of catalyzed BBN in the CMSSM with gravitino dark matter”, *Phys. Lett.* **B666** (2008) 181–184, [arXiv:0710.2213](#) [hep-ph].
- [34] J. Kersten and K. Schmidt-Hoberg, “The gravitino-stau scenario after catalyzed BBN”, *JCAP* **0801** (2008) 011, [arXiv:0710.4528](#) [hep-ph].
- [35] J. Alwall, P. Demin, S. de Visscher, R. Frederix, M. Herquet, F. Maltoni, T. Plehn, D. L. Rainwater, and T. Stelzer, “MadGraph/MadEvent v4: The New Web Generation”, *JHEP* **0709** (2007) 028, [arXiv:0706.2334](#) [hep-ph].
- [36] T. Sjostrand, S. Mrenna, and P. Skands, “Pythia 6.4 physics and manual”, *JHEP* **0605** (2006) 026, [arXiv:hep-ph/0603175](#) [hep-ph].
- [37] J. Alwall, S. Hoeche, F. Krauss, N. Lavesson, L. Lonnblad, F. Maltoni, M. L. Mangano, M. Moretti, C. G. Papadopoulos, F. Piccinini, S. Schumann, M. Treccani, J. Winter, and M. Worek, “Comparative study of various algorithms for the merging of parton showers and matrix elements in hadronic collisions”, *European Physical Journal* **C53** (2008) 473–500, [arXiv:0706.2569](#) [hep-ph].
- [38] C. Albajar and G. Wrochna, “Isolated muon trigger”, Tech. Rep. CMS-NOTE-2000-067, CERN, Geneva, Sep, 2000.
- [39] N. Amapane, M. Fierro, and M. Konecki, “High level trigger algorithms for muon isolation”, Tech. Rep. CMS-NOTE-2002-040, CERN, Geneva, Nov, 2002.
- [40] K. Nawrocki, “Search for heavy stable charged particles in CMS”, in *Proceedings of Physics at LHC 2008*, no. PoS(2008LHC)012. 2008. http://pos.sissa.it/archive/conferences/055/012/2008LHC_012.pdf.
- [41] CMS Collaboration, “Search for heavy stable charged particles with 100 pb^{−1} and 1 fb^{−1} in the CMS experiment”.

- [42] H. Baer, B. Harris, and M. H. Reno, “Next-to-leading order slepton pair production at hadron colliders”, *Phys. Rev.* **D57** (1998) 5871–5874, [arXiv:hep-ph/9712315](#) [hep-ph].
- [43] W. Beenakker, M. Klasen, M. Krämer, T. Plehn, M. Spira, and P. M. Zerwas, “Production of Charginos, Neutralinos, and Sleptons at Hadron Colliders”, *Physical Review Letters* **83** (1999) 3780–3783, [arXiv:hep-ph/9906298](#) [hep-ph].
- [44] W. Beenakker, R. Höpker, M. Spira, and P. Zerwas, “Squark and gluino production at hadron colliders”, *Nucl. Phys.* **B492** (1997) 51–103, [arXiv:hep-ph/9610490](#) [hep-ph].