

Recent Heavy Ion Results with the ATLAS Detector at the LHC

Peter Steinberg, for the ATLAS Collaboration

Physics Department, Brookhaven National Laboratory, Upton, NY 11973, USA

E-mail: peter.steinberg@bnl.gov

Abstract. Results are presented from the ATLAS collaboration from the 2010 LHC heavy ion run, during which nearly 10 inverse microbarns of luminosity were delivered. Soft physics results include charged particle multiplicities and collective flow. The charged particle multiplicity, which tracks initial state entropy production, increases by a factor of two relative to the top RHIC energy, with a centrality dependence very similar to that already measured at RHIC. Measurements of elliptic flow out to large transverse momentum also show similar results to what was measured at RHIC, but no significant pseudorapidity dependence. Extensions of these measurements to higher harmonics have also been made, and can be used to explain structures in the two-particle correlation functions that had long been attributed to jet-medium interactions. New hard probe measurements include single muons, jets and high p_T hadrons. Single muons at high momentum are used to extract the yield of W^\pm bosons and are found to be consistent within statistical uncertainties with binary collision scaling. Conversely, jets are found to be suppressed in central events by a factor of two relative to peripheral events, with no significant dependence on the jet energy. Fragmentation functions are also found to be the same in central and peripheral events. Finally, charged hadrons have been measured out to 30 GeV, and their centrality dependence relative to peripheral events is similar to that found for jets.

1. Heavy ions with the ATLAS detector

The ATLAS detector at the LHC [1], shown in Fig. 1, was designed primarily for precise measurements in the highest-energy proton-proton collisions, particularly to discover new high-mass particle states. However, it is also a very capable detector for the measurement of heavy ion collisions at the highest energies achieved to date, already a factor of 14 higher than available at the Relativistic Heavy Ion Collider. The ATLAS Inner Detector is immersed in a 2 Tesla solenoid magnetic field and provides precise reconstruction of particle trajectories typically with three pixel layers and four double sided silicon strip detectors out to $|\eta| = 2.5$, as well as a transition radiation tracker, out to $|\eta| = 2$. The longitudinally segmented ATLAS calorimeter provides electromagnetic and hadronic measurements out to $|\eta| = 4.9$, with particularly high spatial precision in the η direction. Finally, the ATLAS Muon Spectrometer is located outside the

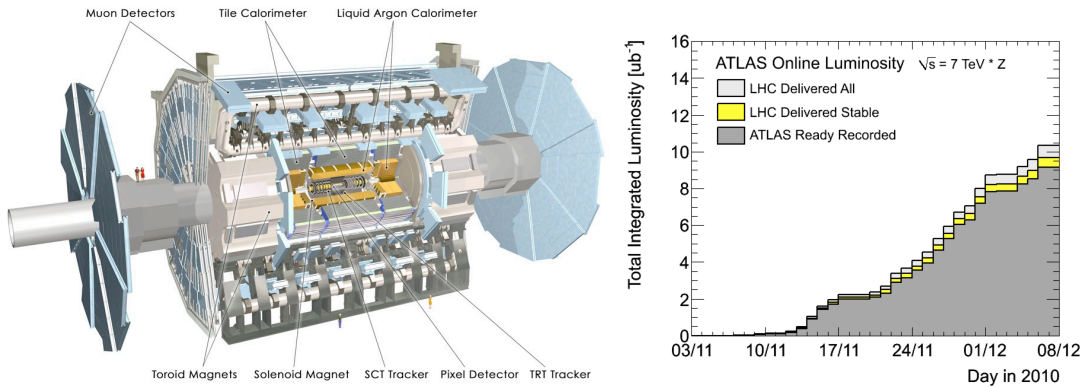


Figure 1. (left) Schematic diagram of the ATLAS detector, showing the three main subsystems: the Inner Detector ($|\eta| < 2.5$), the calorimeter ($|\eta| < 4.9$) and the muon spectrometer ($|\eta| < 2.7$). (right) Integrated luminosity taken by ATLAS in the 2010 heavy ion run vs. time.

calorimeters (which range out most of the hadronic backgrounds) and measures muon tracks out to $|\eta| < 2.7$.

The LHC provided lead-lead collisions to the three large experiments in November and December 2010, and ATLAS accumulated almost ten inverse microbarns of luminosity, as shown in the right panel of Fig. 1. The analyses shown here typically use up to eight inverse microbarns, during which the main solenoid was activated. A smaller dataset with field off was used for multiplicity analyses.

2. Global observables

Global observables, such as the total multiplicity and elliptic flow, address crucial issues related to the basic properties of the hot, dense medium. The charged particle multiplicity is important both from a thermodynamic standpoint, as it is proportional to the initial state entropy, as well as from the perspective of energy loss calculations which require an estimate of the initial gluon density. In ATLAS, the multiplicity has been measured [2] with the solenoid field turned off to mitigate the losses from the bending of low momentum particles. The pixel layers within $|\eta| < 2$ are used to minimize the non-primary backgrounds by only using hits consistent with a minimum-ionizing particle emanating from the primary vertex. The pixel hits are assembled both into “tracklets” (two hits, both consistent with the measured primary vertex) and full tracks (three points, reconstructed with the main ATLAS tracking software). In all, three methods are used, each with quite different systematic uncertainties, providing accurate measurements up to the highest particle densities and uncertainties of only a few percent. The collision centrality is estimated using the total transverse energy measured in the ATLAS Forward Calorimeter (FCal, covering $3.2 < |\eta| < 4.9$) and bins are selected using an estimated sampling fraction of $f = 100 \pm 2\%$.

The multiplicity results are shown in Fig. 2. The yield averaged over $|\eta| < 0.5$,

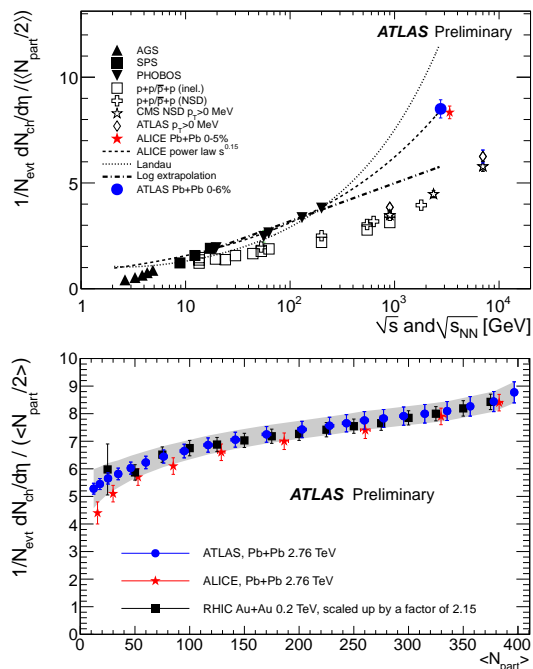


Figure 2. (top) Inclusive charged particle multiplicity per participant pair, measured for the 6% most central collisions, compared with the earlier ALICE result, as well as a compilation of lower energy data. (bottom) The centrality dependence of the multiplicity per participant pair, compared with ALICE data and an average of the RHIC data.

$dN_{\text{ch}}/d\eta/\langle N_{\text{part}}/2 \rangle$, agrees well (consistent within the stated systematic uncertainties) with the previously-available ALICE data [3], both in the most central 0-6% events and as a function of collision centrality (parametrized by N_{part}). After scaling the RHIC data by the observed factor of 2.15, the centrality dependence at the LHC is also seen to be quite similar to that observed at a much lower energy.

The collective response of the system to the initial geometric configuration of the nucleons in the colliding nuclei is typically characterized by the “elliptic flow”, or a $\cos(2\phi)$ modulation in the azimuthal angular distributions relative to a measured “event plane.” In ATLAS, the event plane is measured in the FCal which subtends $|\eta| = 3.2 - 4.9$. Elliptic flow is measured using tracks in the Inner Detector out to $|\eta| = 2.5$. The effects of “non flow” are minimized by maximizing the gap between the track and the event plane measurement by using the event plane from the opposite FCal hemisphere to the measured track [4]. The elliptic flow (v_2) as a function of transverse momentum and pseudorapidity has been measured out to $p_T = 20$ GeV and $|\eta| < 2.5$ for eight centrality bins. There is no substantial pseudorapidity dependence out to the maximum measured η , but there is a strong p_T dependence with a pronounced rise in v_2 out to $p_T = 3$ GeV, a slower decrease out to $p_T = 8$ GeV and then a very weak dependence out to the highest measured p_T . Fig. 3 compares the ATLAS data with

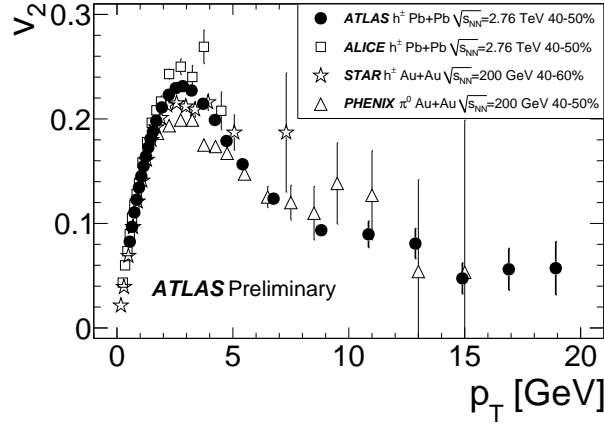


Figure 3. Elliptic flow as a function of transverse momentum for the 40-50% centrality bin, compared with data from RHIC and the LHC.

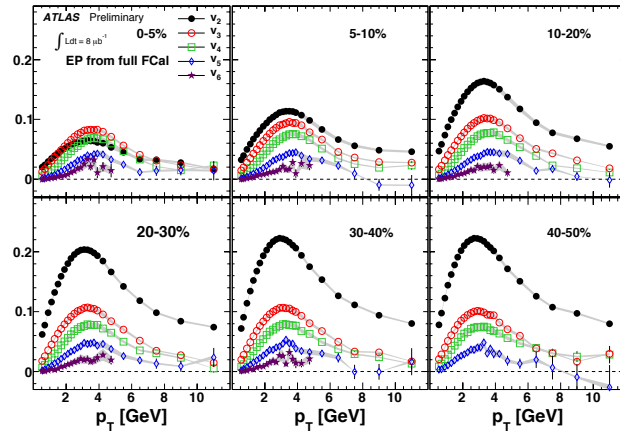


Figure 4. Higher order Fourier coefficients ($v_2 - v_6$) as a function of transverse momentum for six centrality bins. It is observed that while v_2 varies strongly with centrality, $v_3 - v_6$ are nearly invariant.

already-published ALICE [5] data as well as lower energy data from PHENIX [6] and STAR [7], all from the 40-50% centrality bin (except STAR data from 40-60%). One finds that all of the data is quite similar, even at high p_T within the large statistical errors of the PHENIX π^0 data. It is not obvious if this apparent scaling behavior is consistent with expectations from differential energy loss.

After the realization that initial state fluctuations can induce higher Fourier modes in the overlap region of the two nuclei [8], elliptic flow has now been joined by the study of higher-order harmonic flow coefficients [4]. These are measured each in their own event plane. The resolution has been evaluated by a variety of subdetector combinations and it is found that ATLAS can resolve modes up to $n = 6$ in the most central 40% of events. These are shown as a function of p_T in Fig. 4 in six centrality bins. One sees the rapid change of v_2 with centrality, expected from previous measurements, but only a modest

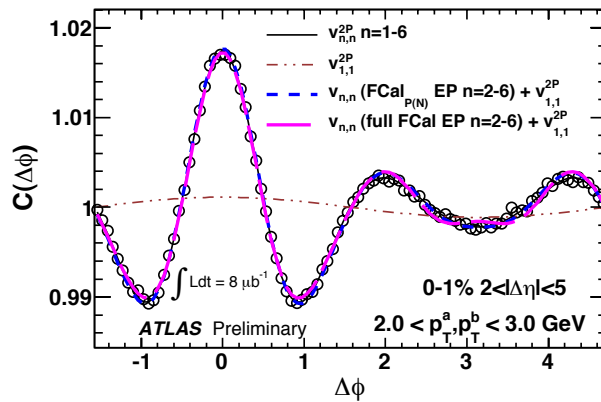


Figure 5. Measured two-particle correlation function for $2 < p_T < 3$ GeV and $\eta < 2.5$ in the 1% most central collisions (open circles). The reconstructed correlation function using the coefficients from the event plane measurement (and v_1 from the two-particle measurement) is also shown and agrees quite well with the directly measured correlation function, using both full FCal (solid line) and FCal_{P(N)} (dashed line) methods.

change in the higher order coefficients, suggesting that the latter are mainly sensitive to fluctuations of nucleon positions. Still, it is expected that the information from these higher coefficients can distinguish between competing physics scenarios attempting to explain the initial state as well as providing new information on the viscosity to entropy ratio.

A longstanding puzzle at RHIC is the observation of unusual structures (e.g. the Mach Cone [9]) in the two particle correlation function, particularly on the “away side” relative to a high p_T particle. Both STAR [10] and PHENIX [11] observed a strongly-modified away-side peak which even developed a “dip” at $\phi = \pi$ in the most central events. However, this was explained to arise most likely from the presence of higher flow coefficients beyond elliptic flow [8]. In ATLAS, the correlation function has been measured with large separation in η to suppress the contribution from jets and a discrete Fourier transform (DFT) is used to extract coefficients out to $n = 6$ [4]. These are found to agree quite well with the v_n extracted using event plane approaches. More interestingly, when the event plane coefficients are used to construct a comparable two particle correlation function $dN/d\phi \propto \sum_n v_n^2 \cos(n\phi)$, one finds a striking agreement with the correlations measured directly, as shown in Fig. 5. This suggests that what were formerly thought to be indications of jet-medium interactions may well result simply from the presence of higher-order flow harmonics, arising through a combination of nucleon position fluctuations and viscous effects.

3. Hard Probes

High p_T processes produced by perturbative physics in the first collisions of the two nuclei (also known as “hard probes”) provide a means to probe the conditions of

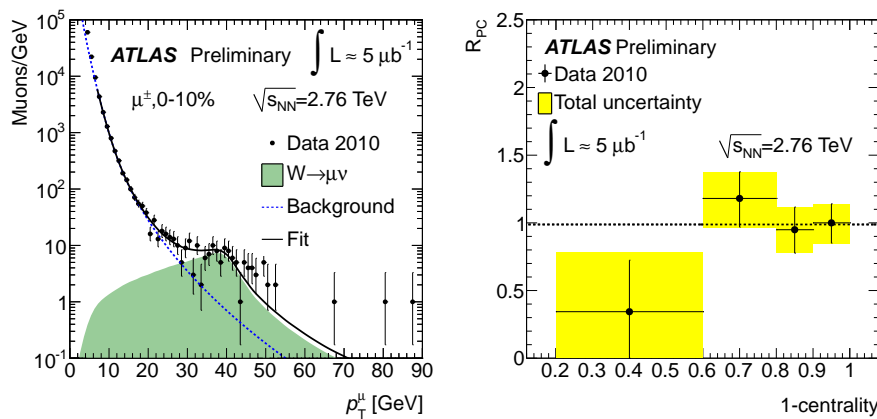


Figure 6. (left) Single muon spectrum measured for the 0-10% most central events, with the templates for W bosons and heavy flavor (indicated as “Background”) also shown to illustrate the yield extraction procedure. (right) R_{PC} for W bosons as a function of centrality, showing consistency with binary collision scaling. The dotted line is a fit to a constant.

the collision at very early times. This is typically done by means of “suppression” observables which indicate deviations from the expected scaling of yields by the number of binary collisions, estimated using Glauber modeling (e.g. the ATLAS J/ψ measurement [12]). To establish baseline behavior, ATLAS has used the spectrum of single muons at large p_T to extract the yield of W^\pm bosons, by a simultaneous fit of a template trained on simulated W^\pm as well as a parameterization of muons from heavy flavor quark decays, as shown in the left panel of Fig. 6. A sample of roughly 400 W bosons has been extracted. The binary scaling of the measured yields is studied using the variable R_{PC} , defined as the ratio of yields measured in different centrality classes to the yield measured in the 10% most central events, with all yields scaled by the corresponding number of binary nucleon-nucleon collisions. The right panel of Fig. 6 shows R_{PC} as a function of centrality [13]. Using a fit to a constant value, which gives $\langle R_{PC} \rangle = 0.99 \pm 0.10$ with a $\chi^2 = 3.02$ for 3 degrees of freedom, a significant consistency with binary scaling is observed.

ATLAS has already published striking results on dijet asymmetries [14]. New results are reported here on the measurement of inclusive jet yields as a function of jet E_T , in order to test models of QCD energy loss more directly [15]. Jets are reconstructed using the anti- k_t algorithm with the jet size set to both $R=0.2$ and $R=0.4$, based on “towers” composed of calorimeter cells integrated over regions of size $\Delta\eta \times \Delta\phi = 0.1 \times 0.1$. The ambient background is removed at the cell level by excluding regions near jets and calculating the mean energy, as well as any azimuthal modulation, in strips of width $\Delta\eta = 0.1$. An iterative procedure is applied to remove any residual effect of the jets on the background subtraction. The final jets are corrected for jet energy scale and resolution based on PYTHIA jets embedded into HIJING, with conservative systematic uncertainties assigned to account for the small differences between the fluctuations seen

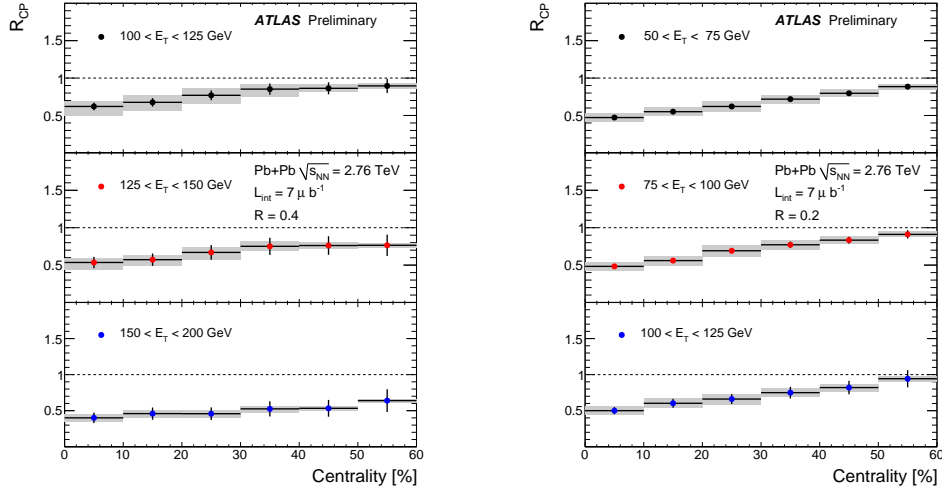


Figure 7. R_{CP} for $R=0.4$ (left) and $R=0.2$ (right) jets, as a function of centrality, with 60-80% used as the peripheral sample. In this convention, the most central events are on the left and the most peripheral are on the right.

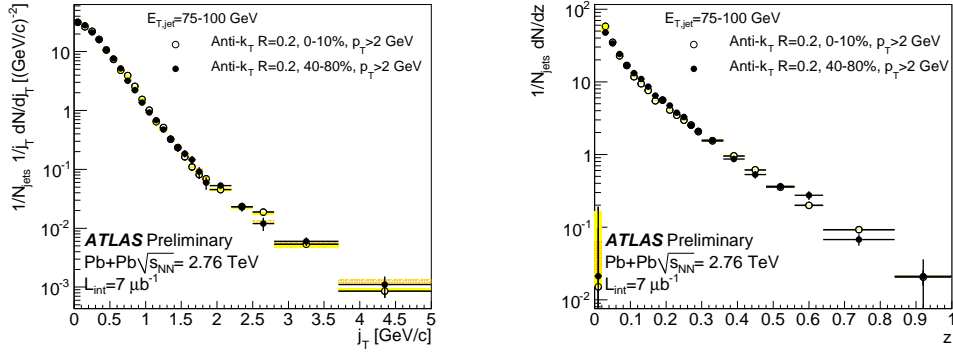


Figure 8. (left) Transverse fragmentation function for $R=0.2$ anti- k_t jets, comparing central 0-10% events with peripheral 40-80%. (right) the similar comparison for the longitudinal fragmentation function.

in data and simulation. Jets are restricted to $|\eta| < 2.8$, to stay within the main barrel and endcap regions of the calorimeter.

Figure 7 shows R_{CP} (defined similarly to R_{PC} bin, but defined relative to the 60-80% centrality interval) as a function of centrality for jets in three fixed E_T bins ($E_T = 100 - 125$ GeV, $125 - 150$ GeV and $150 - 200$ GeV). A smooth evolution of R_{CP} is observed going from the 50-60% central events on the right to the 0-10% central events on the left, where a suppression of roughly a factor of two is observed for all E_T bins and for both $R=0.4$ as well as $R=0.2$. The invariance with R is surprising given the general tendency of radiative calculations to predict a modified fragmentation functions for quenched jets. However, a direct measurement of longitudinal and transverse fragmentation functions, shown in Fig. 8, confirms that no substantial modification of the fragmentation function can be observed comparing peripheral and central events.

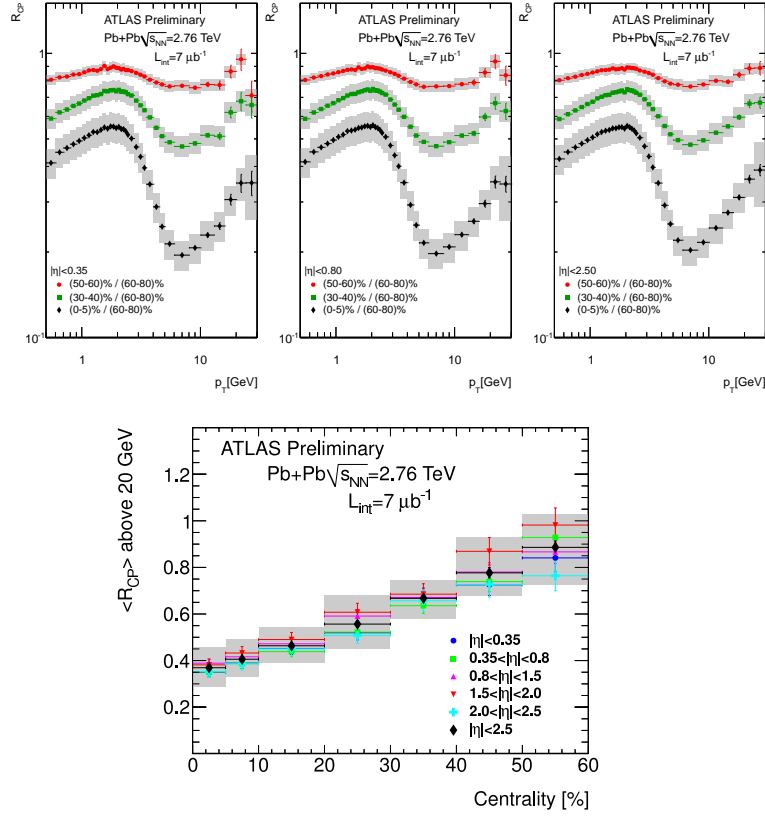


Figure 9. (top) Charged particle R_{CP} measured relative to the 60-80% bin, for all tracks measured within $|\eta| < 0.35$, $|\eta| < 0.8$ and $|\eta| < 2.5$. (bottom) R_{CP} for $p_T = 20 - 30$ GeV as a function of centrality.

In other words, the increased suppression of the jet rates is not accompanied by any evident modification of the jets themselves.

To study this phenomenon further, charged particle spectra have been measured out to $|\eta| = 2.5$ and $p_T = 30$ GeV [16]. Tracks are reconstructed in the full Inner Detector, with stringent requirements on the number of hits per track in order to suppress fake tracks. With these requirements, efficiencies are typically 70-80% while fake rates near $\eta = 0$ are less than a percent, although both efficiency and purity are reduced somewhat going to forward rapidity. While tracks are measured in ATLAS at transverse momenta well past 30 GeV, the measured track impact parameter errors (which are also used to reject fake tracks) are not well described by the full ATLAS simulation. Figure 9 top shows R_{CP} measured for charged hadrons relative to the 60-80% centrality interval. The trend is similar to that seen in charged particle R_{AA} measured by ALICE [17]. There is a peak at 2-3 GeV, a minimum around 7 GeV and then a rise which has not yet leveled off even at $p_T = 30$ GeV. The value of R_{CP} averaged over p_T from 20 to 30 GeV, shown in the bottom panel of Fig. 9, is found to decrease smoothly from a value near unity for 50-60% to approximately 0.4 for the 0-10% most central collisions, a trend both qualitatively and quantitatively similar to that found for fully reconstructed jets.

4. Conclusions

Results are presented from the ATLAS detector from the 2010 LHC heavy ion run. The charged particle multiplicity increases by a factor of two relative to the top RHIC energy, with a centrality dependence very similar to that already measured at RHIC. Measurements of elliptic flow out to large transverse momentum also show similar results to what was measured at RHIC, but no significant pseudorapidity dependence. Measurements of higher harmonics have also been made, which seem to explain structures in the two-particle correlation previously attributed to jet-medium interactions. Single muons at high momentum are used to extract the yield of W^\pm bosons and are found to be consistent with binary collision scaling. Conversely, jets are found to be suppressed in central events by a factor of two relative to peripheral events, with no significant dependence on the jet energy. Fragmentation functions are also found to be the same in central and peripheral events. Finally, charged hadrons have been measured out to 30 GeV, and are found to have a centrality dependence (relative to peripheral events) similar to that found for jets.

References

- [1] ATLAS Collaboration, G. Aad et al., JINST **3**, S08003 (2008).
- [2] Y. Chen, these proceedings. ATLAS Collaboration, “Measurement of the centrality dependence of the charged-particle pseudorapidity distribution in lead-lead collisions at $\sqrt{s_{NN}} = 2.76$ TeV with the ATLAS detector,” to be submitted to Phys. Lett. B.
- [3] ALICE Collaboration, K. Aamodt *et al.*, Phys. Rev. Lett. **106** (2011) 032301.
- [4] A. Trzupek, these proceedings. J. Jia, these proceedings. ATLAS Collaboration, “Pseudorapidity and transverse momentum dependence of elliptic flow for charged particles in lead-lead collisions at $\sqrt{s_{NN}} = 2.76$ TeV with the ATLAS detector at the LHC,” to be submitted to Phys. Lett. B. ATLAS-CONF-2011-074 (<http://cdsweb.cern.ch/record/1352458>.)
- [5] K. Aamodt et al., ALICE Collaboration, Phys. Rev. Lett. **105** (2010) 252302.
- [6] A. Adare *et al.* PHENIX Collaboration, Phys. Rev. Lett. **105** (2010) 142301.
- [7] J. Adams *et al.*, STAR Collaboration, Phys. Rev. C **72** (2005) 014904.
- [8] B. Alver and G. Roland, Phys. Rev. C **81**, 054905 (2010) [Erratum-ibid. C **82**, 039903 (2010)].
- [9] J. Casalderrey-Solana, E. V. Shuryak, D. Teaney, J. Phys. Conf. Ser. **27**, 22-31 (2005).
- [10] J. Adams *et al.*, Phys. Rev. Lett. **95** (2005) 152301.
- [11] A. Adare *et al.*, Phys. Rev. C **77** (2008) 011901.
- [12] The ATLAS Collaboration, G. Aad *et al.*, Phys. Lett. **B697** (2011) 294.
- [13] R. Sandström, these proceedings. ATLAS-CONF-2011-078(<http://cdsweb.cern.ch/record/1353227>.)
- [14] ATLAS Collaboration, G. Aad *et al.*, Phys. Rev. Lett. **105** (2010) 252303.
- [15] B. Cole, these proceedings. A. Angerami, these proceedings. ATLAS-CONF-2011-075 (<http://cdsweb.cern.ch/record/1353220>.)
- [16] A. Milov, these proceedings. ATLAS-CONF-2011-079 (<http://cdsweb.cern.ch/record/1355702>.)
- [17] K. Aamodt *et al.*, Phys. Lett. B **696** (2011) 30.