

Qubit-wannabe Neural Networks

John Robert Burger¹

Recurrent neurons, or mock qubits, can store simultaneous true and false with probabilistic behaviors usually reserved for the qubits of quantum physics. Although possible to construct artificially, mock qubits are intended to explain biological mysteries. It is shown below that they can simulate certain quantum computations and, although less potent than the qubits of quantum physics, they nevertheless are shown to significantly exceed the capabilities of classical deterministic circuits.

Introduction

One powerful argument against the quantum mind proposition is that quantum states are based on controlled atomic particles (Quantum Mind 2011). These are thought to be unstable and thus would de-cohere before brain signaling begins. However, below it is speculated that ordinary neurons can achieve in part what qubits do. They are shown below to be more capable than ordinary bits.

It has been suggested that explicit long term memory contains associative arrays of recurrent neurons, each a ring oscillator (or multivibrator) with frequency and phase. Such elements would be microscopic, active only when called, and difficult to observe directly without destroying local activity. This led to the idea of a *mock qubit* such that while at its highest frequency of oscillation, a deterministic true is defined; at rest a deterministic false is defined. In-between are logic levels with varying probabilities.

Envision a sphere, the top of which represents true with certainty, and the bottom of which represents false with certainty. Other points on the polar coordinate represent a continuous range of probabilities from true to false. The azimuth coordinate represents phase, which does not affect probability, but which affects certain calculations. Mock qubits readily become controlled toggle circuits. Such controlled toggles may support the amazing feats of gifted savants (Burger 2011, 2009).

The first section below, *Working with Neurons*, suggests that neurons may have certain qubit-like properties even though they are based on electrical as opposed to atomic and subatomic forces. These limited qubit-like properties lead to advantages over classical neural networks. The second section *Neural Networks with Quantum-like Advantages* includes 1) *Packing Data into a State Vector*, 2) *Satisfiability Problem Solved With One Observation*.

¹ Corresponding author: John Robert Burger, Ph D, Professor Emeritus
Address: Department of Electrical and Computer Engineering
25686 Dahlin Road
Veneta, OR 97487
e-mail: jrburger1@gmail.com

Working with Neurons

Neurons are nonlinear. Once triggered, they produce bursts of pulses with similar amplitudes. Each pulse tends to have a brief width but the separation can vary; the frequency of pulses within a burst may range from a few hundred hertz down to below one hertz, depending on parameters. The full purpose of these multifaceted signals has yet to be uncovered.

Figure 1 speculates how neurons might evolve to constitute multivibrators. Frequency and therefore duty cycle may be changed by adjusting the feedback Delays (F0 and F1). Moreover, the relative phases of the output signals may be adjusted using Delays 0 and 1. All multivibrator waveforms are assumed to be harmonically related and synchronized. For example, if the low frequency is 1 Hz, then frequency can step up to perhaps 400 Hz in 1 Hz steps.

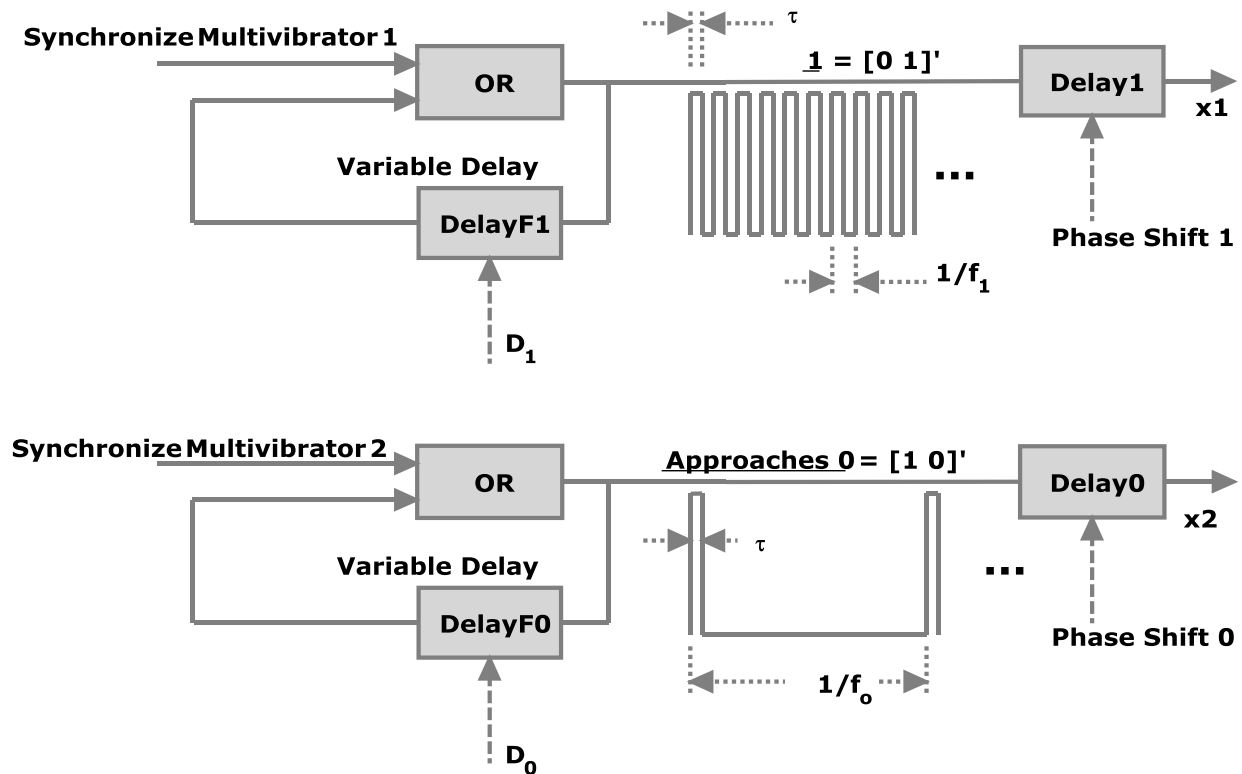


Fig 1 Multivibrators For True (Top) and approaching False (Bottom)

Figure 2 illustrates a waveform that represents both true and false. The a sampling window $\delta = 2\tau$ assures 100 % chance of a true at the highest frequency, assumed to be a square wave.

To observe probability of true or false a waveform of frequency f_x may be sampled via a neural circuit modeled as in Figure 3. The sampling pulse width δ is set by local ionic concentrations with the post synaptic receptor.

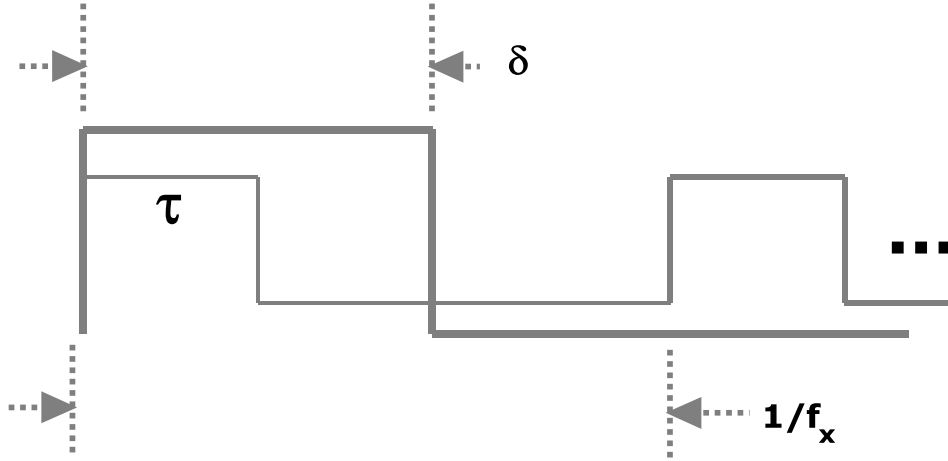


Fig. 2 Random sampling for truth value

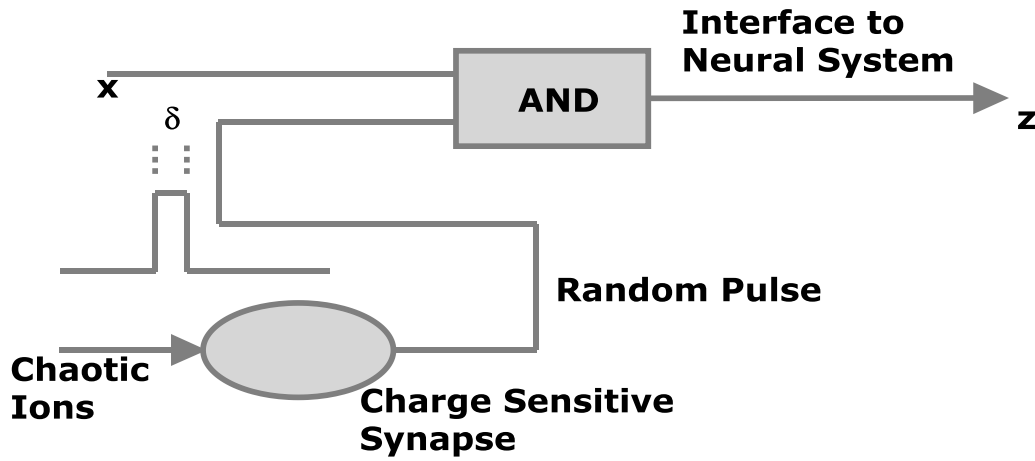


Fig 3 Random pulse to sample combined zero and one; z is either true (an action potential) or false (at rest with no pulses)

An intermediate frequency may be specified to be f_x ; its period is $T_x = 1/f_x$. The width of a pulse is τ . Changing frequency involves a judicious adjustment of delay for the low frequency (zero) multivibrator. The lower frequency may be specified to be $f_o \geq 0$ and the higher frequency may be specified to be f_i . Certainty of seeing a false occurs for $f_x = f_o = 0$. Certainty of seeing a true occurs for $f_x = f_i$ (assuming a sampling window $\delta = 2\tau$). The probability of seeing a true as an output (signal z) can be formulated to be:

$$P_{True} \approx 2\tau/T_x = 2\tau f_x$$

Therefore the probability of seeing a false is:

$$P_{False} \approx 1 - 2\tau f_x \quad (1)$$

Delay

Biological signal delay can be regulated via the density of conductive pores (or ion channels) in an unmyelinated neural conductor and also by local ionic concentrations. Membrane capacitance is particularly significant. Special synapses are assumed to regulate delay. Figure 4 visualizes an idealized delay segment under control of a signal labeled y .

Analogy to Qubits

A single neural multivibrator is roughly analogous to a quantum particle or “qubit” $|\psi\rangle$ based on two states $\underline{0}$, $\underline{1}$, which in vector form is $\underline{0} = [1 \ 0]'$, and $\underline{1} = [0 \ 1]'$ (the prime denotes a transpose and is a way to express a vertical vector on a horizontal line). A qubit is usually presented with its special bracket $|\ >$ symbols, and in quantum mechanics it is generally analyzed to be a mathematically linear combination of two states:

$$|\psi\rangle = \alpha |\underline{0}\rangle + \beta |\underline{1}\rangle \quad (2)$$

In general α and β are complex numbers. To properly conserve probability, a mathematical constraint is that:

$$|\alpha|^2 + |\beta|^2 = 1 \quad (3)$$

A single qubit is sometimes visualized as locating a point on a sphere as in Figure 5 (Nielson MA and Chuang 2000, Pittenger 1999). Note that a qubit is thought of as rotating through an angle θ within the x - z plane. Relative phase shift involves another angle ϕ about the z axis. The result is that any qubit vector can have a positive or a negative value, or any angle in between. In particular, negative signs are permitted, for instance, either $|\psi\rangle$ or $-|\psi\rangle$ is possible.

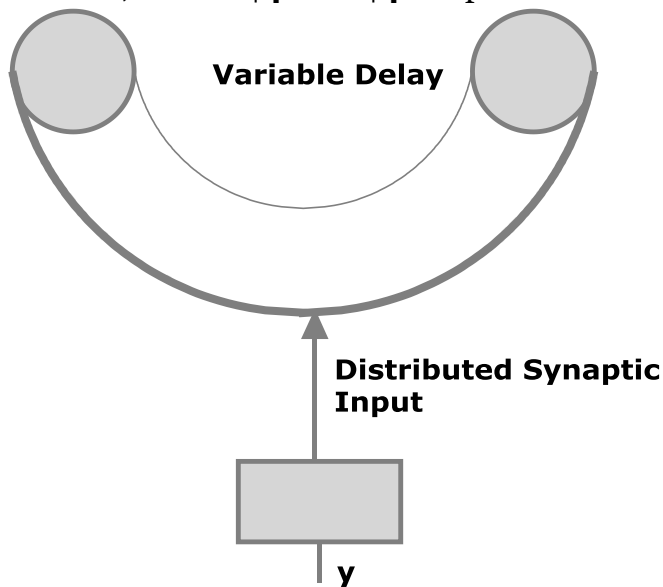


Fig 4 Controlling Delay

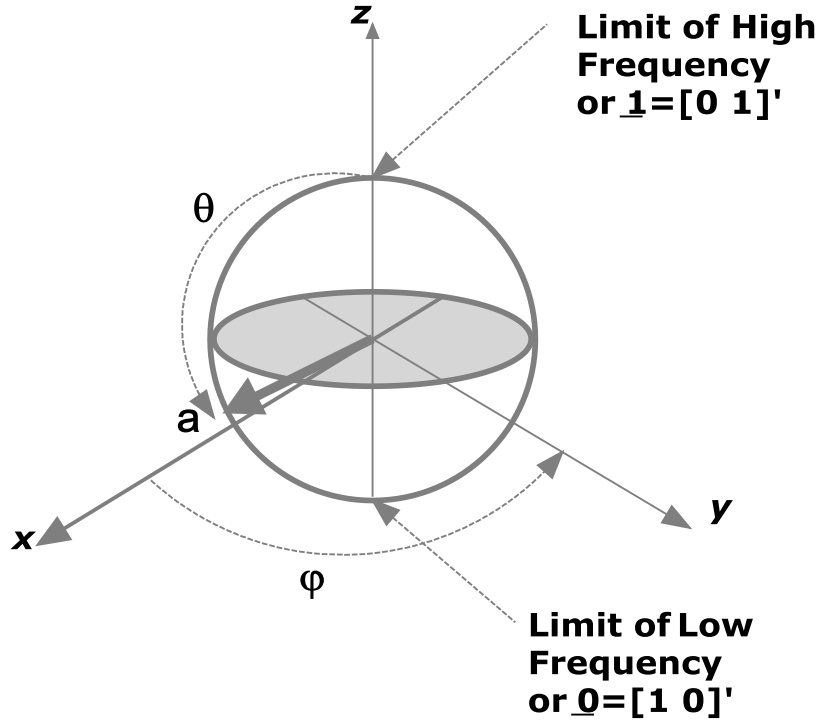


Fig 5 Probability-phase sphere applied to neuro-multivibrators

A sphere of probability is easy to visualize, it portrays only the relative phase of α relative to β , and it is good for only a single qubit. In a multivibrator, given an arbitrary mix of frequency and phase, an operating point can be visualized as a vector $\underline{a} = [a_1 \ a_2]'$ which could be anywhere on the sphere. Figure 5 indicates approximately, a 50-50 mix of the two independent states, zero and one. This mix is denoted as $\underline{a} = \eta [1 \ 1]'$, where $\eta = 1/\sqrt{2}$ to satisfy equation (2) as developed above for a quantum qubit, that is, $(1/\sqrt{2})^2 + (1/\sqrt{2})^2 = 1$.

Suppose now that two qubits are prepared at 50 % duty cycle each. Then $\underline{a} = \eta [1 \ 1]'$ and $\underline{b} = \eta [1 \ 1]'$. Upon readout, there is a 25 % chance of any given combination $|00\rangle$, $|01\rangle$, $|10\rangle$, $|11\rangle$. Thus there are four possible states. These states can be expressed using a “direct” product. That is,

$$\underline{\psi} = \underline{a} \underline{b} = [a_1 \underline{b} \ a_2 \underline{b}]' = [a_1 b_1 \ a_1 b_2 \ a_2 b_1 \ a_2 b_2]'$$

$$\underline{a} = \begin{bmatrix} a_1 \\ a_2 \end{bmatrix}, \quad \underline{b} = \begin{bmatrix} b_1 \\ b_2 \end{bmatrix}. \quad (4)$$

These states $a_1 b_1$, $a_1 b_2$, $a_2 b_1$, $a_2 b_2$ are variable probabilities and can be shown to be far more useful than mere binary counts, the usual result of two bits. In the special case of $\underline{a} = \eta [1 \ 1]'$ and $\underline{b} = \eta [1 \ 1]'$ the state vector becomes:

$$\underline{\psi} = \eta^2 [1 \ 1 \ 1 \ 1]'$$

such that $\eta^2 = 1/4$ properly normalizes probability. For n qubits one expects 2^n states (Fig. 6).

Clearly there are similarities between classical multivibrators and quantum particles. Any one multivibrator can give true or false with given probabilities, as with qubits. It is easier to visualize the special case of two multivibrators with 50 % probability each. When queued with independent random sampling pulses, there is a 25 % chance of any given combination 00, 01, 10, 11; underlined symbols refers to multivibrator states, as opposed to qubit states.

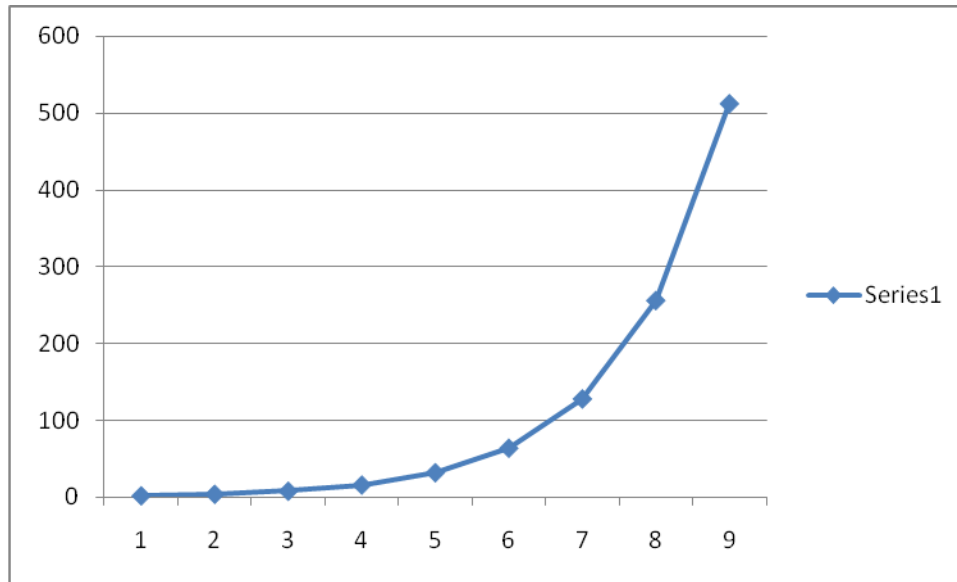


Fig 6 Multivibrator States (2^n) versus n

Unlike qubits, multivibrator probabilities take on discrete values since the (non zero) frequencies are assumed to be harmonically related. For example, if $f_o = 1$ Hz, then f_x in this system is an integer; probability takes on discrete values (according to Equation 1). Note that the author places 0 as being a lower frequency and therefore, on the bottom of a sphere (usually a sphere has $|\mathbf{0}\rangle$ at the top).

The Phase of the One

It has not been explained yet how the phase of a one is controlled. This may be done by using an auxiliary multivibrator whose frequency is fixed at f_1 . If the media were linear, the signals might simply add producing two tones at once, as is common mechanically. Unfortunately, neurons are far from linear. In the case of neural signals, they may combine logically, for instance, in an AND gate with a symbol as in Figure 7, although other logical combiners are also possible.

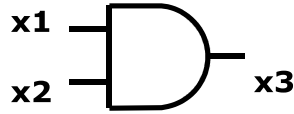


Fig. 7 AND function

The AND gate is readily available in a neuron and it will preserve frequency, phase and duty cycle information. A waveform (not drawn to scale) is portrayed in Figure 8. This waveform results by increasing the frequency of multivibrator 0 and keeping the frequency f_1 of an auxiliary multivibrator fixed. The width of each pulse is arranged to vary from τ_0 at the lower frequency to τ_1 at the higher frequency. This is done because pulsewidth might in practice be affected by frequency, and to ensure that the phase information in the higher frequency is not lost as the lower frequency is driven to approach the higher frequency.

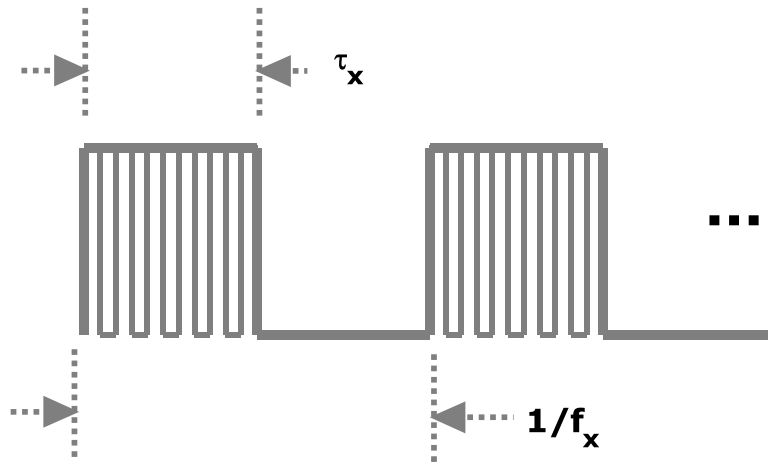


Fig. 8 Showing No Phase Shift for a One Relative to a Zero

Neural Networks With Quantum-like Advantages

Neural multivibrators like those outlined above hold more information than toggle circuits or flip flops.

Packing Data Into A State Vector

Multivibrator qubit combinations are available for the purposes of memory. For instance, binary-like information may be created with combinations of $[1\ 0]'$, $[0\ 1]'$ and $\eta\ [1\ 1]'$. Using $[1\ 0]'$, $[0\ 1]'$ the following probability vectors may be created: $[(1\ 0)\ (1\ 0)]'$, $[(1\ 0)\ (0\ 1)]'$, $[(0\ 1)\ (1\ 0)]'$, $[(0\ 1)\ (0\ 1)]'$, these being nothing but ordinary binary coding 0 0, 0 1, 1 0, 1 1. In addition, using $[1\ 0]'$, $\eta\ [1\ 1]'$ the following advanced codes may be created: $\eta\ [(1\ 0)\ (1\ 1)]'$, $\eta\ [(1\ 1)\ (1\ 0)]'$; using $[0\ 1]'$, $\eta\ [1\ 1]'$ the following codes may be created: $\eta\ [(0\ 1)\ (1\ 1)]'$, $\eta\ [(1\ 1)\ (0\ 1)]'$; and finally there is: $\eta^2\ [(1\ 1)\ (1\ 1)]'$. These advanced codes are in addition to ordinary binary codes for $n = 2$.

Generally the number of additional data items grows exponentially with the number n , the number of independent variables using multivibrators. By considering independent elements as being $[1\ 0]'$, $[0\ 1]'$ and $\eta\ [1\ 1]'$ there could be $2^n + n\{2^{n-1} + 2^{n-2} \dots 2^1\} + 1$ codes. This calculation by the author is the binary count 2^n of the basic variables $\underline{0}$, $\underline{1}$; plus the binary count with $\eta\ [1\ 1]'$ in place of one variable; plus the binary count with $\eta\ [1\ 1]'$ in place of two variables; and so on to $\eta\ [1\ 1]'$ in place of all variables.

The net count using multivibrators is far more than for binary coding with a mere 2^n codes using n bits. However, since each advanced code is probabilistic, waveforms would have to be sampled several times in order to read out faithfully the original data. This may be accomplished in this classical system by permitting several random sampling pulses and letting the data accumulate in a register for this purpose.

Introduction To Probability Processing

It is possible to apply a version of Deutsch's algorithm to multivibrators. This algorithm is perhaps not very practical but it has served to prove that quantum computation is in a sense more potent than classical binary computing. In its minimal form, multivibrator \underline{a} is initialized to be $[1\ 0]'$ and then is transformed to: $\underline{a} = [a_1\ a_2]' = \eta\ [1\ 1]'$.

Mathematically this can be expressed linearly (in terms of basis vectors) as

$$\underline{a} = \eta (\underline{a}_1 + \underline{a}_2) \quad (5)$$

$$\underline{a}_1 = \underline{0} = \begin{bmatrix} 1 \\ 0 \end{bmatrix}, \quad \underline{a}_2 = \underline{1} = \begin{bmatrix} 0 \\ 1 \end{bmatrix}.$$

A function $f(\underline{a})$ is now applied that can go true under certain conditions. For instance, it could go true whenever \underline{a}_2 occurs. The result of applying the function can be a negative sign is placed on \underline{a}_2 . Then $\underline{a} = \eta\ [1\ -1]'$. The waveforms for this are suggested in Figure 8.

Probability processing is available to distinguish $\eta\ [1\ 1]'$ from $\eta\ [1\ -1]'$. Let $[p\ q]' = [1\ 1]'$. Then:

$$a_1 = (1 - \eta^2) p + \eta^2 q = 1$$

$$a_2 = (1 - \eta^2) p - \eta^2 q = 1 - 2\eta^2 = 1 - 1 = 0 \quad (6)$$

Note that $\eta^2 = \tau_x f_x = 0.5$. So $\eta\ [1\ 1]'$ transforms to $[1\ 0]'$ which is $\underline{0}$ determined with certainty with one observation. In the case of $\eta\ [1\ -1]'$, let $[p\ q]' = [1\ -1]'$. Then:

$$a_1 = (1 - \eta^2)p + (\eta^2)q = 1 - 2\eta^2 = 0$$

$$a_2 = (1 - \eta^2)p - (\eta^2)q = 1 \quad (7)$$

So $\eta\ [1\ -1]'$ transforms to $[0\ 1]'$ which is $\underline{1}$ determined with certainty with one observation.

It may be determined that \underline{a} carries more information than expected. If after processing and measurement, $\underline{a} = \pm [1 \ 0]'$ it may be concluded with certainty, upon study, that the function is constant: either $f(a_i) = 0$ or $f(a_i) = 1$ for $i = 1, 2$; otherwise, if $f(a_i) = a_i$ or $f(a_i) = \text{NOT}(a_i)$, which is the complement of a_i , one measures with certainty $\underline{a} = \pm [0 \ 1]'$. Such global properties are determined by forwarding and observing \underline{a} only once to see if it is zero or one. Considering the sign and the phase, the exact function, one of the four possible with a single binary variable, may be determined. This information normally requires both the unknown function and evaluation at least two times using ordinary bits. For larger n this small advantage becomes more significant.

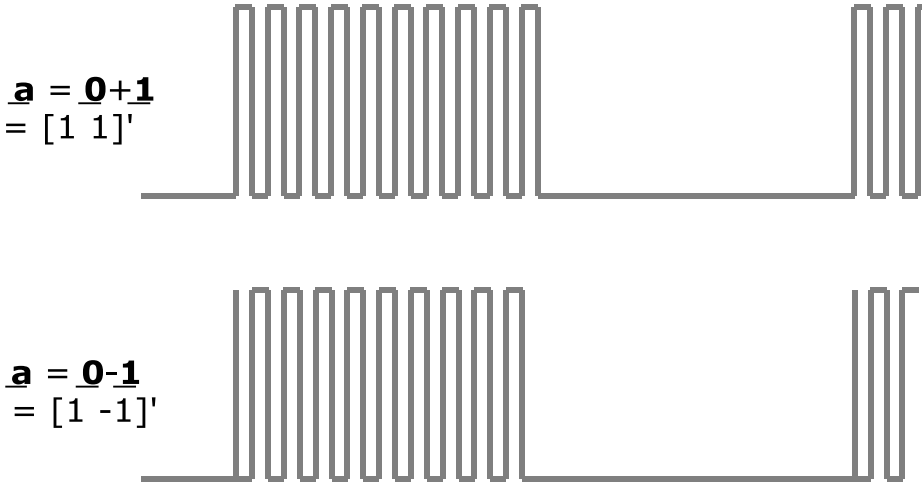


Fig 8 Waveforms for Deutsch's Algorithm

Satisfiability Problem Solved With One Observation

An assembly of n multivibrators may be counted in binary from 0 to $2^n - 1$. A binary function serves to map this count into a truth table, a given pattern of zeros and ones. The number of possible patterns is large. However, this paper is only concerned with binary functions of a special sort, as explained below.

The signals from a multivibrator as above can be denoted as $(a_1 \ a_2)$ where a_1 represents the weight of low frequency (or zero) and a_2 represents the weight of high frequency (or one). The parentheses have no mathematical meaning and are just a convenience to indicate a certain grouping of variables. State vectors may be defined to be $[(a_1 \ a_2) (b_1 \ b_2) \dots]'$. They may be prepared to be $[(1 \ 1) (1 \ 1) \dots]'$. Binary functions of interest can now be defined to be those which will convert these pairs into $(1 \ 1)$ or $(1 \ -1)$ or possibly the negative of these: $-(1 \ 1)$ or $-(1 \ -1)$. As will be seen, these forms may be transformed into the desired zeros (± 0) and ones (± 1). These are desirable because they can be determined with one observation.

An interesting class of binary functions f_d may be defined on integers k , $0 \leq k \leq 2^n - 1$, so that $f_d(k) = 0$ for all k except for $k = k_0$, and $f_d(k_0) = 1$. These are known in electronics as *decoding* functions. Assume for the moment that f_d is given but that what

satisfies it, k_o is unknown. If one searches classically, evaluating $f_d(k)$ until one finds k_o one might have to make as many as 2^n evaluations of $f_d(k)$.

By way of explanation, it seems that when a binary function is known, it is easy to discover what satisfies it. However, for complicated or strangely encoded functions this is not necessarily the case. Finding what satisfies a given binary function is known as a *satisfiability problem*.

Solving a satisfiability problem using neural multivibrators as below is limited to the situation where there is exactly one solution. The method presented depends on the special nature of neural logic and the fact that this logic can be modeled as logically reversible. Reversibility implies relatively low power dissipation, but this is not the point here. What matters here is that reversible logic can work in reverse to tag the inputs. This is possible only because of the peculiar physical nature of neurons (Refer to Figure 9).

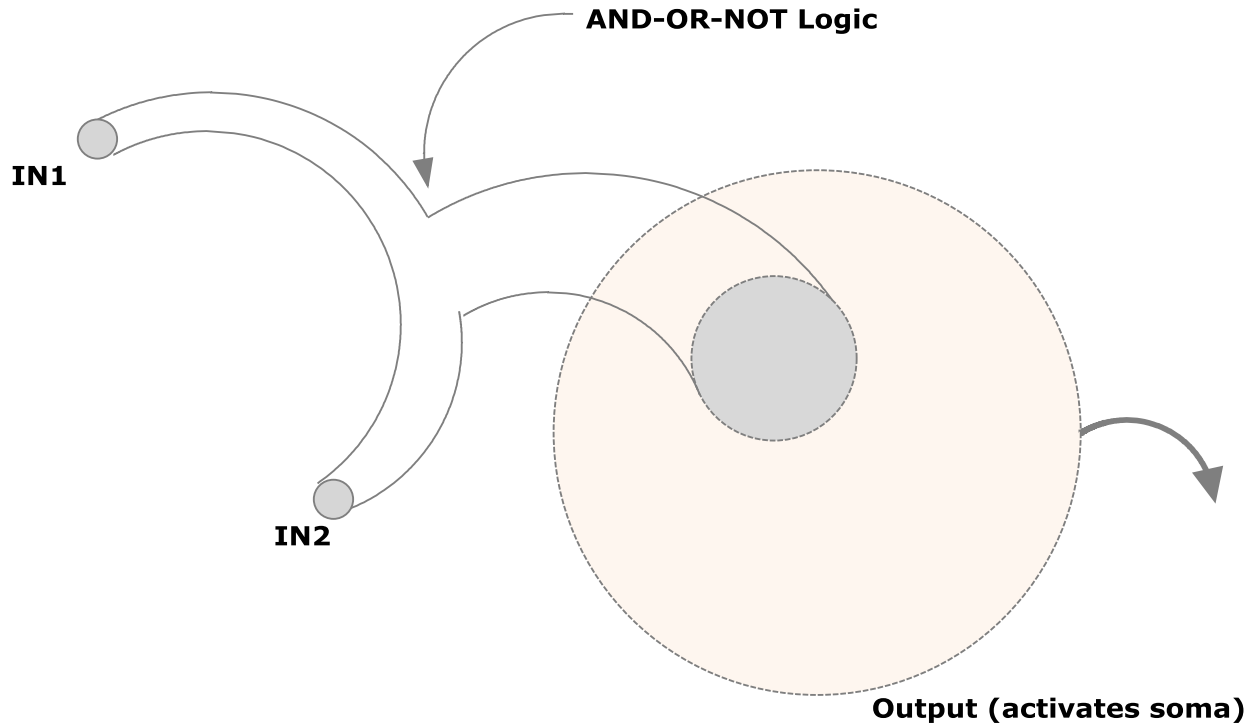


Fig 9 Idealized neural gate

Logic is generated by a combination of properties where dendrites intersect. The end result is an activation of the larger soma. This in turn activates the axon and also creates a back propagation from the soma to the various inputs. In general, simulations suggest that reflections of pulses may occur from any intersection involving a smaller diameter dendrite connecting to a larger diameter component, be it dendrite or soma.

A feature of classical multivibrators is that 0's can be separated from the 1's; these are readily available right at the multivibrators. It is assumed that only those inputs necessary for an output are connected electrically, this being a hallmark of an efficiently evolved system. So there is no chance that unconnected inputs will be tagged. Once an output occurs while inputs are experiencing back propagations, these particular inputs are tagged as satisfying the given function.

Here is a simple example. Consider a neural logic system that provides the gate in Table 1. Note that the truth table is all zeros except for a single one, so it is a decoding function; it satisfies the condition that only one code satisfies the function.

Table 1 Decoding Function $f_d = NOT(x_1) \cdot x_2$

Truth Table		
x_1	x_2	f_d
00		0
01		1
10		0
11		0

To solve the problem of satisfiability in the context of neural multivibrators, various actions are taken prior to probabilistic readout. Multivibrator vectors a, b are represented as (a_1, a_2) and (b_1, b_2) . The multivibrators are prepared to be $[(a_1 a_2) (b_1 b_2) \dots]' = [(1 1) (1 1) \dots]'$. The function is applied as suggested in Figure 10. Using back propagation and gates (not shown), the 1 components, in this case b_2 are marked with a negative sign. The 0 component a_1 is left alone. Uninvolved components such as c_1 or c_2 are not affected.

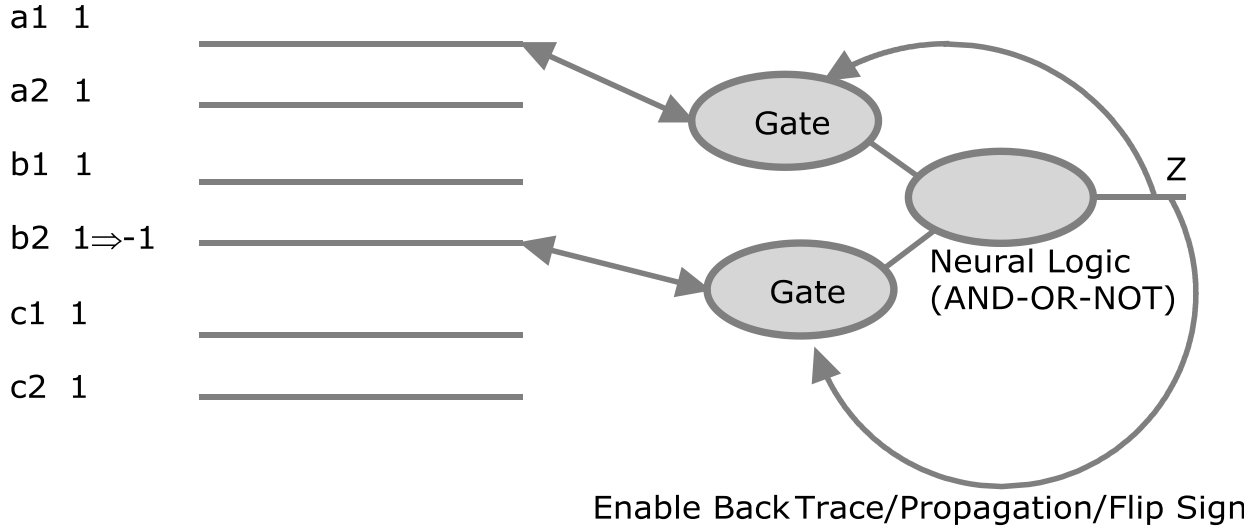


Fig 10 Decoding functions involving neurons that mark the contributing true signals with a minus sign

Because of back propagations and gating, the resulting pattern from the figure would then be made to be $[(a_1 a_2) (b_1 b_2) \dots]' = [(1 1) (1- 1)\dots]'$; this transforms into be $[(1 0) (0 1)\dots]'$ or **0 1**. This is the solution to the satisfiability problem and may be read with certainty as the code $x_1 x_2 = 01$, clearly the count that satisfies the given binary function.

A natural solution to the satisfiability problem as above will work for more complex logic functions, even those with additional levels of logic. It is worth noting that this satisfiability problem was solved with one call to the function, thus avoiding the expected 2^n calls. Effectively $[(1 1) (1 1) (1 1) \dots]'$ applies signals to all inputs in parallel. Subsequently the satisfying inputs are tagged with a phase reversals (minus signs) by back propagations. With proper transformation it becomes clear what satisfies the function. This may open an additional dimension for brain functioning.

Symmetric And Antisymmetric Functions Identified With One Observation

A certain class of functions f_{sa} (symmetric and antisymmetric functions) can be identified by patterns in truth tables². The limiting case of a function of one bit ($k = 1$) is of this type and yields a Deutsch type of demonstration as given above. Generally for $k > 1$ there are an even number of ones in the truth table. This is in contrast to decoding functions which have only a single one entered somewhere in the table.

² A symmetric or antisymmetric function f_{sa} of dimension k is symmetric or antisymmetric about the center of its truth table and is either symmetric or antisymmetric in each binary subdivision of 2^{k-1} entries of the table $i=1,2,\dots,k-1$ for $k > 1$. This class of binary functions has an even number of true entries in its truth table for $k > 1$.

For example, a function of two binary variables with the truth table 0 1 1 0 is symmetric. This function will convert prepared multivibrators $[(a_1 a_2) (b_1 b_2) \dots]' = [(1 1)(1 1)]'$ to $[(1 -1)(1 -1)]'$; the method given below shows how it is possible to obtain $a_2 = b_2 = -1$. This, in turn, transforms to $[(0 1)(0 1)]'$ which can be observed deterministically to be 1 1. This is a code that uniquely identifies a given function within the class of symmetric and antisymmetric functions.

The procedure for applying a given f_{sa} to the prepared states of multivibrator qubits and then identifying what satisfies f_{sa} is illustrated for the case $n = 2$ in Table 2. The multivibrators are prepared to have equal probability, suggested by the *Prepared* list. The end result of applying the function are selected phase reversals in $a_1 a_2 b_1 b_2$, suggested by the *Tagged* list (tagged by back propagations). Then $a_1 = 1, a_2 = -1, b_1 = 1, b_2 = -1$. To solve for $a_1 a_2 b_1 b_2$ equate the *Assumed List Structure* to the Tagged List, for example $a_1 b_1 = 1$ and so on. Begin by assuming that $a_1 = 1$. Solve the equations to obtain $a_1 = b_1 = 1, a_2 = b_2 = -1$. Then $[(a_1 a_2) (b_1 b_2) \dots]' = [(1 -1)(1 -1)]'$; this in turn transforms to $[(0 1)(0 1)]'$ which can be observed deterministically as 1 1. This identifies the function.

As another example, a function with a truth table 0 0 1 1 is antisymmetric; it can be made to convert $[(1 1)(1 1)]'$ to $[(1 -1)(1 1)]'$; that is, $a_2 = -1$, which follows from Table 3. This transforms to 1 0 which identifies the function.

It can be concluded that by observing the values and the phases for n multivibrators, any given one of 2^{n+1} functions within this class can be identified with certainty using only one observation (and a readout of phase). Normally a function of n binary variables would require up to 2^n calls to the function to fill in its truth table. So there are informational advantages to multivibrators configured as above.

Table 2 Applying $f_{sa} = x_1 \oplus x_2$ to Multivibrator States

TruthTable		Prepared List	Tagged List	Assumed List Structure
x_1	$x_2 f_{as}$			
00	0	1	1	$= a_1 b_1$
01	1	1	-1	$= a_1 b_2$
10	1	1	-1	$= a_2 b_1$
11	0	1	1	$= a_2 b_2$

Table 3 Applying $f_{sa} = a_2$ to Multivibrator States

TruthTable		Prepared List	Tagged List	Assumed List Structure
x_1	$x_2 f_{as}$			
00	0	1	1	$= a_1 b_1$
01	0	1	1	$= a_1 b_2$
10	1	1	-1	$= a_2 b_1$
11	1	1	-1	$= a_2 b_2$

Conclusions

This work is definitely not about quantum mechanics although it increases a person's understanding of this abstract topic. Above it is shown that recurrent neurons can have qubit-like properties. In particular, these mock qubits hold probabilistic proportions of zero and one concurrently, and must be represented with a three dimensional probability-phase sphere similar to that of a qubit. At their limits of their behavior they provide either true or false with 100 % probability, like an ordinary controlled toggle in electronics.

Mock qubits may be constructed artificially. Frequencies are controlled by varying the delay in the feedback path. Phase shifts are controlled by varying the delay in the output path. Mock qubits are potentially useful in a biological brain; for instance, one might represent the presence of an attribute of a mental image and also encode its strength (with frequency) and color (with phase).

Obviously books could be written about what we do not know about the intelligent functioning of a brain. Although it is uncertain how mock qubits fit into brain theory, it is known that a set of n neural multivibrators hold far more information than n bits. This extra capacity may be essential when memorizing visual scenes or musical pieces, for instance.

In the context of a biological system, it is not difficult to identify what satisfies a binary function. A solution can be found with one call to the function. A example is provided for a decoding function for which only one input combination satisfies it. Other examples are given for the class of symmetric and antisymmetric functions. Here a single observation of n multivibrators can discern and identify one of 2^{n+1} functions. Again, this is done using only one call to the function, whereas classically up to 2^n calls

would be required. This informational advantage may be related to efficient coding within a brain.

Last, but not least, this paper introduces another possibility for controlled toggle circuits within the brain. A multivibrator constructed of neurons as above could serve very nicely as a controlled toggle. This advances the possibility of reversible parallel computing within the brain based on controlled toggles.

References

Burger JR. Human Memory Modeled with Standard Analog and Digital Circuits: Inspiration for Man-made Computers. Hoboken, NJ, Wiley 2009.

Burger JR. Qubits Underlie Gifted Savants, NeuroQuantology 2011; 9(2): 206-230

Nielson MA and Chuang IL. Quantum Computation and Quantum Information (Cambridge Series on Information and the Natural Sciences) [Paperback], Cambridge, 2000.

Pittenger AO. An Introduction to Quantum Computing Algorithms. Boston, Birkhauser 1999.

Quantum Mind. http://en.wikipedia.org/wiki/Quantum_mind, Accessed date: June 25, 2011.