

Extragalactic Planetary Nebulae: tracers of the chemical evolution of nearby galaxies

Laura Magrini¹, Letizia Stanghellini², Denise R. Gonçalves^{3,4}

¹INAF-Osservatorio Astrofisico di Arcetri, Largo E. Fermi 5
 I-50125, Firenze, Italy
 email: laura@arcetri.astro.it

²National Optical Astronomy Observatories, Tucson, AZ 85719
 email: lstanghellini@noao.edu

³UFRJ - Observatório do Valongo, La. Pedro Antonio 43, 20080-090 Rio de Janeiro, Brazil

⁴Department of Physics and Astronomy, University College London, Gower Street, WC1E
 6BT London, UK
 email: denise@astro.ufrj.br

Abstract. The study of the chemical composition of Planetary Nebulae in external galaxies is of paramount importance for the fields of stellar evolution and chemical enrichment history of galaxies. In recent years a number of spectroscopic studies with 6-8m-class telescopes have been devoted to this subject improving our knowledge of, among other, the time-evolution of the radial metallicity gradient in disk galaxies, the chemical evolution of dwarf galaxies, and stellar evolution at low metallicity.

Keywords. techniques: spectroscopic; ISM: abundances, evolution, HII regions, planetary nebulae; galaxies: irregular, spiral, Local Group, evolution, abundances

1. Introduction

The determination of the chemical composition of Planetary Nebulae (PNe) in external galaxies is extremely important both from the point of view of the stellar evolution, allowing us to study the stellar nucleosynthesis in different conditions, and from that of the formation and evolution of galaxies, giving us the unique possibility to determine directly the chemical composition of the interstellar medium (ISM) in different epochs that the present one, such as, for example, at the time of the formation of the PN progenitors.

The two points of view described above are strictly related. In fact, to understand the chemical evolution of the host galaxy, we need to constrain the ISM chemical history, which in turn can be done effectively by knowing the elemental abundances of evolutionary-invariant elements. It is thus necessary to understand where and in which conditions (e.g., mass range, metallicity) elements such as oxygen or neon could be dredged-up to the stellar surface and consequently modify the composition of the original interstellar cloud, where the progenitor star did form.

In this review we present recent results obtained with large-aperture, multi-object spectroscopy of extragalactic PNe. section 1 analyzes the PN and HII region abundances, and their radial metallicity distribution, in the spiral galaxies M33 and M81. The two populations allow inspection of time-evolution of the radial metallicity gradient. In Section 2 we present the properties of PNe in dwarf galaxies, and their impact on chemical evolutionary models.

2. The time-evolution of the radial metallicity gradient

One of the most discussed questions about the radial metallicity gradient in disk galaxies is its evolution with time, which to date cannot be constrained by the existing arrays of chemical evolutionary models. Classical chemical evolutionary models predict different temporal behaviors depending on assumptions over the gas inflow and outflow rates, the star and cloud formation efficiencies, and other set-up physical conditions. Models might predict a steepening of metallicity gradients with time (e.g., Chiappini et al. 1997, 2001), or, conversely, a flattening of such gradients (e.g., Mollá et al. 1997, 2005; Magrini et al. 2007b). The main differences between the two groups of models are the efficiency of the enrichment processes in the inner and outer regions of the disk, and the nature of the material (primordial or pre-enriched) falling from the halo onto the disk. In all the above-cited models, however, the dynamical effects, and the possible migration of stellar populations, have been neglected, thus they might oversimplify the actual problem under exam (see for example Lépine et al. (2011) for a description of the effect of spiral arms on gradients).

To better understand galaxy evolution we need observational constraints for the theoretical scenarios. The comparison between chemical abundances of PNe and HII regions seems to be a very promising way to set strong constraints to the models, since the elemental abundances of both populations can be derived using the same set of observations, the similar data reduction and analysis techniques, and identical abundance determination methods, yet they define different evolutionary times of the galaxy. In this way it is possible to avoid most of the biases due to the stellar vs. nebular analyses, in particular allowing the direct comparison of the same element, oxygen, at two epochs, and thus avoiding the dangerous comparison between α - and iron-peak-elements, whose ratio depends on the star formation history of the galaxy.

2.1. The PN populations in M33 and M81

We have studied the PN and HII region populations in two nearby spiral galaxies, M33 and M81. M33 (also called NGC 598) belongs to the Local Group, at the distance of 850 kpc (Galleti et al. 2004, Sarajedini et al. 2006). The M33 metallicity gradient derived from α -element abundances has been the focus of several studies, involving both PNe and HII regions (e.g., Crockett et al. 2006, Magrini et al. 2004, 2007a, 2009, 2010, Rosolowsky & Simon 2008, Rubin et al. 2008, Bresolin 2011). On the other hand, M81 (also NGC 3031) is the largest member of the nearest interacting group of galaxies at a distance of 3.60 Mpc (Freedman et al. 2001). Until a recent spectroscopic study (Stanghellini et al. 2010), the α -element abundances of PNe and HII regions in M81 have remained elusive, with the exception of 17 H II regions studied by Garnett & Shields (1987). The advantage of studying M33 and M81 instead of the Galaxy as a playground for gradients is that extragalactic PNe have well determined galactocentric distances (with relative errors within 5%), compared to the large indetermination of Galactic PN distances (Stanghellini et al. 2009).

The first step of the gradient analysis is to confirm which elements can be used to trace the past ISM composition. The best candidates are oxygen and neon, and we should find out whether these elements could be modified through low- and intermediate-mass stars (LIMS) evolution. A possible way to verify this is to study the relationship between neon and oxygen abundances. These elements derive both from primary nucleosynthesis, mostly in stars with $M > 10 M_{\odot}$. If the O/H and Ne/H abundances are really independent of the evolution of the PN progenitors through the AGB phase, we should observe a tight correlation between their abundances. In Figure 1 we plot O/H against Ne/H for the 55

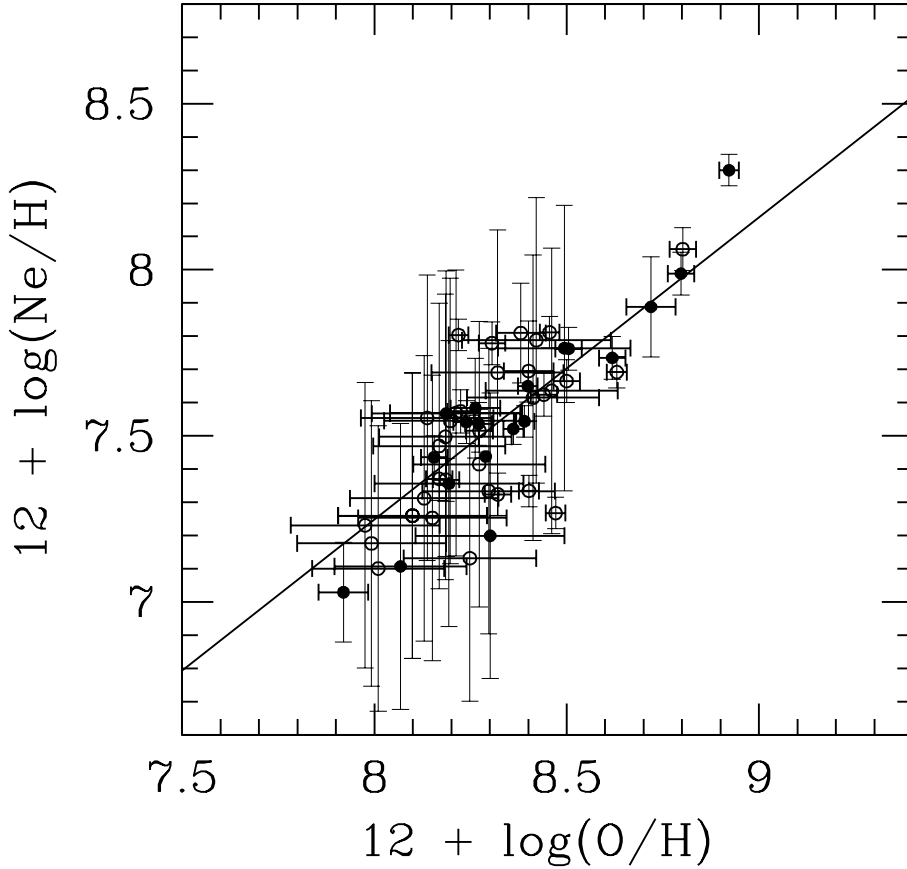


Figure 1. The relationship between oxygen and neon abundances in M33. Type I PNe and non-type I PNe are plotted as filled circles and empty circles respectively, according to the definition of Dopita & Meatheringham (1991). The continuous line is the weighted least square fit to the complete sample of PNe.

M33 PNe where both abundances were available. The slope of the correlation is close to unity, 0.90 ± 0.11 , pointing at a locked variation of these two elements, and confirming that there is no evidence of enhancement of oxygen and neon in PNe at M33 metallicities. It is possible that nucleosynthesis could affect the alpha-element abundances at much lower metallicities. But this effect would be null at M81 metallicities, higher than those of M33, thus for both galaxies analyzed here we could safely assume O vs. Ne evolutionary lockstep (Stanghellini et al. 2010).

The second step is to identify the PNe with the least massive progenitors, thus the oldest ones, such as for example the non-Type I PNe. In this way one could detect the signature of galactic chemical evolution in the comparison of old PN progenitors with the young stellar population traced by the HII regions. If we examine the locus of M33 and M81 disk PNe on the He/H-N/O plane we can single out the Type I PNe, and then select the remaining PNe as the oldest population in either galaxy. It is worth recalling that the Type I PNe are metallicity dependent (the amount of nitrogen produced by hot bottom burning is dependent on the amount of carbon, and the oxygen abundance depends on the metallicity of the galaxy, see Magrini et al. 2009 and Stanghellini et al. 2010 for details). No Type I PN has been detected in M81. Also, interestingly, no M81

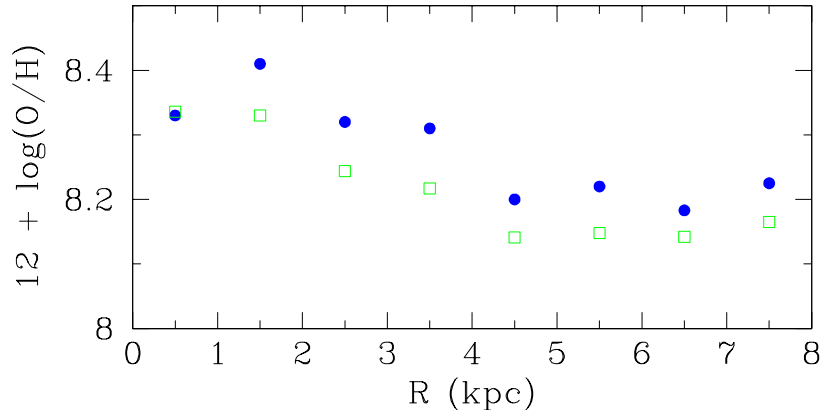


Figure 2. Oxygen radial gradient of M33: HII regions averaged on bin of 1 kpc are shown with filled circles (blue), non-Type I PNe with empty squares (green).

PN shows the HeII 4686 emission line. On the other hand, about 20% of the observed PNe in M33 are of Type I, and we detected HeII 4686 in many PNe. We conclude that the populations of the brightest PNe in galaxies strongly depend upon galactic metallicity.

In fact, at high metallicities, such as in M81, the brightest PNe are not those with the hottest Central Stars (CSs). The post-AGB shells with very hot CSs are enshrouded in dust at early phases of their evolution, thus still thick to the $H\alpha$ radiation. The thinning time depends on metallicity, being shorter at low metallicity, and too long at M81 metallicity to allow us to observe PNe with massive progenitors among the brightest ones. For this reason in M81 we detect only PNe with low mass progenitors.

2.2. The radial metallicity gradients

Once defined the sample of old PNe, we compared their radial gradient with that of HII regions. In M33 we found for non-Type PNe (72 objects)

$$12 + \log(O/H) = (8.41 \pm 0.06) - (0.030 \pm 0.013) \times R_{GC} \quad (2.1)$$

where R_{GC} is the de-projected galactocentric distance. For HII regions, including the literature data described in Magrini et al. (2010) and the new data of Bresolin (2011) for the HII regions located in the central part of M33,

$$12 + \log(O/H) = (8.50 \pm 0.02) - (0.045 \pm 0.006) \times R_{GC}. \quad (2.2)$$

By taking into account the new data for HII regions by Bresolin 2011, there is a slight trend to a metallicity gradient steepening with time. In addition we found that the global metal content has evolved ~ 0.1 dex from the epoch of the formation of the PN progenitors

to the present-time. The result is more appreciable if we compare $12+\log(\text{O}/\text{H})$ averaged on bins of 1 kpc as shown in Figure 2.

In M81 we can play with less objects, finding for PNe (19 objects)

$$12 + \log(\text{O}/\text{H}) = (8.72 \pm 0.18) - (0.055 \pm 0.02) \times R_{GC} \quad (2.3)$$

and for HII regions (31 objects, from Garnett & Shields 1987 and from Stanghellini et al. 2010)

$$12 + \log(\text{O}/\text{H}) = (9.37 \pm 0.24) - (0.093 \pm 0.02) \times R_{GC}. \quad (2.4)$$

The tendency seems again to favour a steepening with time, but the sample of HII regions for which a direct measurement of the electron temperature is available is very limited both in number and galactocentric distance. The result for M81 need a further investigation extending the analysis to the very central regions and the extreme periphery of the galaxy.

It is very interesting to compare the above findings with one of the most recent chemical evolutionary models (Rahimi et al. 2011). These Authors derived the evolution of the radial abundance gradients of the disk stars of a galaxy simulated with a three dimensional, fully cosmological chemical and dynamical galaxy evolution code. The comparison of their gradient for young disk stars. i.e. formed during the final 2 Gyr of the galaxy life-time, with intermediate disk stars with ages $2 \text{ Gyr} < \text{Age} < 6 \text{ Gyr}$ is very similar to the observational findings described above for HII regions and non-Type I PNe: a translation toward higher metallicity, indication a global enrichment, and a slight tendency to have gradient for the youngest population steeper than that of the oldest one.

3. The chemical evolution of dwarf galaxies

PNe belonging to dwarf galaxies are extremely interesting both because they allow us to investigate stellar evolution at low metallicity, and they give information about chemical evolution of dwarf galaxies. During the past five years the knowledge about PNe in dwarf galaxies has improved, and now the physical and chemical parameters of PNe in many nearby dwarf galaxies have been derived. A recent reference list includes the dwarf Irregular (dIrrs) galaxies Sextans A and B (Magrini et al. 2005, Kniazev et al. 2005), IC 10 (Kniazev et al. 2008, Magrini & Gonçalves 2009, Yin et al. 2010), and NGC3109 and NGC6822 (Pena et al. 2007, Hernández-Martínez et al. 2009); and the dwarf spheroidal companions of M31, NGC 185, NGC205, M32, and NGC147 (Gonçalves et al. 2007, Richer & McCall 2008, Gonçalves et al. 2011) and of our Galaxy, Fornax and Sagittarius (Kniazev et al. 2007, Kniazev et al. 2008). In the following we describe some of the the most relevant results among the above papers.

3.1. Third dredge-up and positive oxygen yields at low metallicity

One important aspect of stellar evolution is whether or not the efficiency of the third dredge-up (TDU, i.e., the process which brings the elements characterising the PN composition to the stellar surface during the AGB phase) depends on metallicity. Some stellar evolutionary models claim that such a dependence is strong, and that when the metallicity is very low, even the elements previously not known to be dredged-up, such as neon and oxygen, are indeed carried to the stellar surface (e.g. Suda & Fujimoto 2010, Karakas 2010)

However, the observational evidence of this low-metallicity phenomenon is still scarce. Observations of increasingly larger samples of Local Group PNe helped to analyze the occurrence of the TDU. In Figure 3 we show Ne/O, S/O and Ar/O versus O/H of several

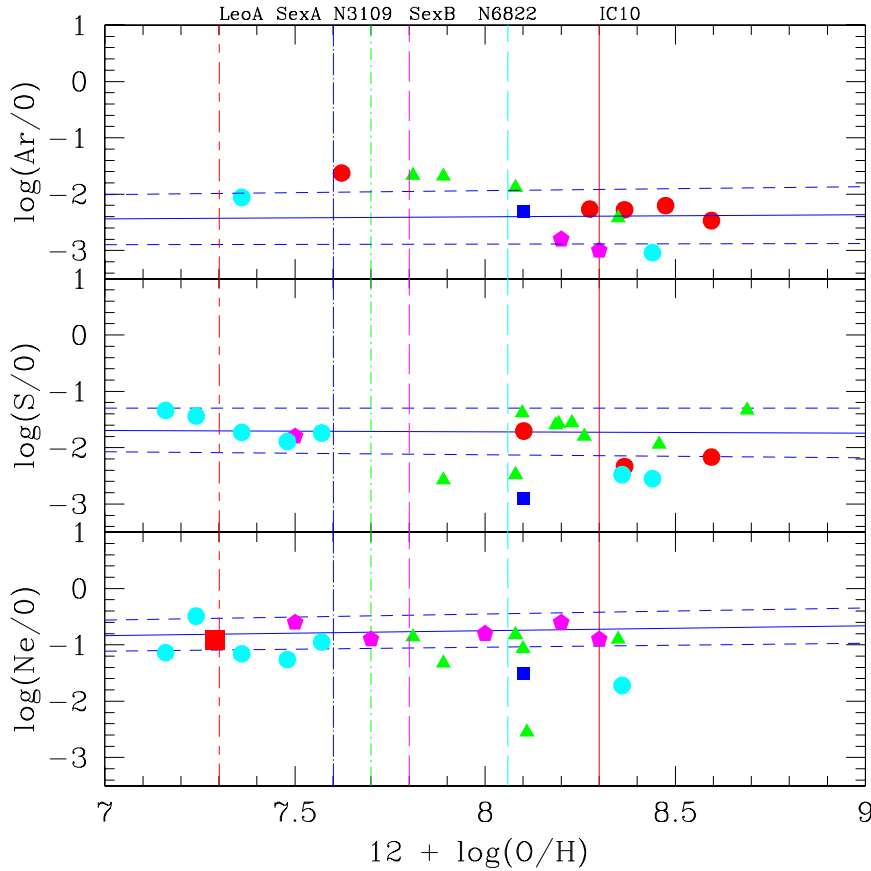


Figure 3. Ne/O, S/O and Ar/O vs. O/H. Different symbols are for PNe in the different galaxies; large filled circles: IC10; filled triangles: NGC3109; large filled squares: Leo A; small filled squares: Sextans A; pentagons: Sextans B ; small filled circles: NGC 6822. The nearly-horizontal lines show the abundance line-ratios given by the a sample of HII regions in blue compact galaxies, as compiled by Izotov et al. (2006). The vertical lines show the average $12+\log(\text{O}/\text{H})$ locus of the samples of HII regions in each of the dIrr galaxies of this plot: lines are labelled with the corresponding galaxy identification at the top of the plot.

PN populations in dIrrs, plotted with the average oxygen abundance of the host galaxy HII regions (the vertical lines, see figure label).

The occurrence of the TDU in PNe is identified by: *i*) higher O/H with respect to the corresponding ratio of HII regions; and *ii*) different Ne/O, S/O and Ar/O ratios with respect to the HII regions. Neon, sulphur, and argon are dredged-up less efficiently than oxygen, in most cases. We note PNe and HII regions have similar O/H ratios at high metallicity, while at low metallicity, in particular when $12+\log(\text{O}/\text{H}) < 7.7-7.8$, many PNe are richer in oxygen than the present-time ISM (in Fig.3, these are found at the right of the average HII regions metallicity). This does not occur for all the metal poor PNe, probably because the TDU is related not only to the metal content, but also to the stellar mass and to other parameters such as rotation or magnetic fields.

A similar analysis can not be done in dwarf spheroidal galaxies, due to the absence of a HII region population. Useful diagrams that identify the presence of the TDU in PNe belonging to dwarf spheroidals have been developed by Richer & McCall (2008).

For example, the diagrams showing Ne/H vs O/H, or N/Ne vs Ne/O, can give useful hints of the TDU occurrence. Richer & McCall found a group of PNe having low Ne/O and high nitrogen (which is usually a signature of massive progenitors), indicating that, occasionally, oxygen is produced during the evolution of the stellar progenitors even in galaxies where star formation is not present.

3.2. The chemical evolution of dwarf galaxies

The large amount of information available for nearby dwarf galaxies, such as their gas and star content, their metallicity distribution, and their star formation history, allows us to use them to test chemical evolution models. As an example, for IC10 Magrini & Gonçalves (2009) obtained the composition of a sample of HII regions and PNe. They found a very limited enrichment in the metal content of IC10 in the time elapsed between the birth of PN progenitors and the present-time. Yin et al (2010) compared these results with a series of chemical evolutionary models in which they varied the star formation history (from continuous to burst) and included different treatments and assumptions for galactic winds, namely respectively a model with no winds at all, one with standard wind treatment, where the wind has the same chemical composition of the ISM, and finally a model with metal-enhanced winds.

Both models without wind and those with standard wind (i.e., stripping both H and metals from the galaxy) disagree with the observational data, contrary to the model with a metal-enhanced wind, which resulted to be in better agreement with the observations. The best model to fit current data sets consists of a continuous wind that develops from the first burst of star formation in the galaxy, and that strips the galaxy mostly its heavy elements.

References

- Bresolin, F. 2011, *ApJ*, 730, 129
 Chiappini, C., Matteucci, F., & Gratton, R. 1997, *ApJ*, 477, 765
 Chiappini, C., Matteucci, F., & Romano, D. 2001, *ApJ*, 554, 1044
 Crockett, N. R., Garnett, D. R., Massey, P., Jacoby, G. 2006, *ApJ*, 637, 741
 Dopita, M. A., & Meatheringham, S. J. 1991, *ApJ*, 367, 115
 Freedman, W. L., et al. 2001, *ApJ*, 553, 47
 Galleti, S., Bellazzini, M., & Ferraro, F. R. 2004, *A&A*, 423, 925
 Garnett, D. R., & Shields, G. A. 1987, *ApJ*, 317, 82
 Gonçalves, D. R., Magrini, L., Leisy, P., & Corradi, R. L. M. 2007, *MNRAS*, 375, 715
 Gonçalves, D. R., Magrini, L., Munari, U., Corradi, R. L. M., & Costa, R. D. 2008, *MNRAS*, 391, L84
 Gonçalves, D. R., Magrini, L., Martins, C. Quireza, A. Teodorescu, 2011, *MNRAS*, in press
 Hernández-Martínez, L., Peña, M., Carigi, L., & García-Rojas, J. 2009, *A&A*, 505, 1027
 Karakas, A. I. 2010, *MNRAS*, 403, 1413
 Kniazev, A. Y., Grebel, E. K., Pustilnik, S. A., Pramskij, A. G., & Zucker, D. B. 2005, *AJ*, 130, 1558
 Kniazev, A. Y., Grebel, E. K., Pustilnik, S. A., & Pramskij, A. G. 2007, *A&A*, 468, 121
 Kniazev, A. Y., et al. 2008a, *MNRAS*, 388, 1667
 Kniazev, A. Y., Pustilnik, S. A., & Zucker, D. B. 2008b, *MNRAS*, 384, 1045
 Izotov, Y. I., Stasińska, G., Meynet, G., Guseva, N. G., & Thuan, T. X. 2006, *A&A*, 448, 955
 Lepine, J. R. D., et al. 2011, arXiv:1106.3137
 Magrini, L., Perinotto, M., Mampaso, A., Corradi, R. L. M. 2004, *A&A*, 426, 779
 Magrini, L., Leisy, P., Corradi, R. L. M., Perinotto, M., Mampaso, A., & Vilchez, J. M. 2005, *A&A*, 443, 115
 Magrini, L., Vilchez, J. M., Mampaso, A., Corradi, R. L. M., Leisy, P. 2007a, *A&A*, 470, 865

- Magrini, L., Corbelli, E., Galli, D. 2007b, *A&A*, 470, 843
- Magrini, L., & Gonçalves, D. R. 2009, *MNRAS*, 398, 280
- Magrini, L., Stanghellini, L., & Villaver, E. 2009, *ApJ*, 696, 729
- Magrini, L., Stanghellini, L., Corbelli, E., Galli, D., & Villaver, E. 2010, *A&A*, 512, A63
- Mollá, M., Ferrini, F., & Diaz, A. I. 1997, *ApJ*, 475, 519
- Mollá, M., & Díaz, A. I. 2005, *MNRAS*, 358, 521
- Peña, M., Stasińska, G., & Richer, M. G. 2007, *A&A*, 476, 745
- Rahimi, A., Kawata, D., Prieto, C. A., Brook, C. B., Gibson, B. K., & Kiessling, A. 2011, *MNRAS*, 415, 1469
- Richer, M. G., & McCall, M. L. 2008, *ApJ*, 684, 1190
- Rosolowsky, E., Simon, J. D., 2008, *ApJ*, 675, 1213
- Rubin, R. H., et al. 2008, *MNRAS*, 387, 45
- Sarajedini, A., Barker, M. K., Geisler, D., Harding, P., & Schommer, R. 2006, *AJ*, 132, 1361
- Stanghellini, L. 2009, *IAU Symposium*, 256, 421
- Stanghellini, L., Magrini, L., Villaver, E., & Galli, D. 2010, *A&A*, 521, A3
- Suda, T., & Fujimoto, M. Y. 2010, *MNRAS*, 405, 177
- Yin, J., Magrini, L., Matteucci, F., Lanfranchi, G. A., Gonçalves, D. R., & Costa, R. D. D. 2010, *A&A*, 520, A55