

Side-payment profitability under convex demand-response modeling congestion-sensitive applications

G. Kesidis

CS&E and EE Depts
Pennsylvania State University
University Park, PA, 16802
kesidis@engr.psu.edu

Abstract—This paper is concerned with the issue of side payments between content providers (CPs) and Internet service (access bandwidth) providers (ISPs) in an Internet that is potentially not neutral. We herein generalize past results modeling the ISP and CP interaction as a noncooperative game in two directions. We consider different demand response models (price sensitivities) for different provider types in order to explore when side payments are profitable to the ISP. Also, we consider convex (non-linear) demand response to model demand triggered by traffic which is sensitive to access bandwidth congestion, particularly delay-sensitive interactive real-time applications.

I. INTRODUCTION

Network neutrality continues to be debated as its core economic issues as described in, *e.g.*, [8], have not been resolved. The debate concerns all participants in the enormous and growing Internet economy: Internet service (access) providers (ISPs), content providers (CPs, including providers of cloud computing services), end-user consumers, and government regulators.

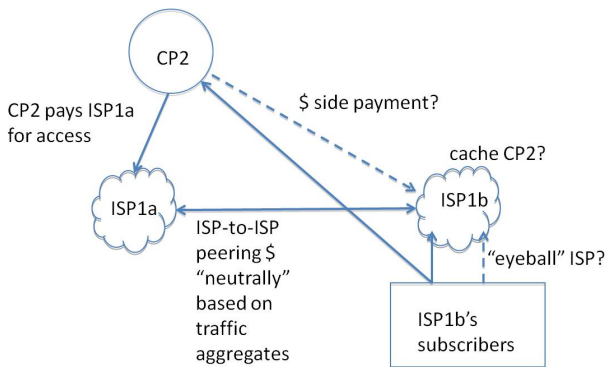


Fig. 1. Side payments issue

In Figure 1, the subscribers of ISP1b directly pay ISP1b and content provider CP2. CP2's Internet service provider, ISP1a, is different from ISP1b. The financial arrangements at the peering points where the two ISPs exchange traffic are typically "neutral" in the sense that they are based on traffic

aggregates and not on the (application) type of traffic¹ [5], [1] or its origin. Another question of neutrality is whether CP2 also pays ISP1b for access to its subscribers. In the absence of such a "side payment", ISP1b might be disincentivized to locally cache "remote" content providers like CP2, potentially gaining revenue at the ISP-to-ISP peering points at the expense of additional downloading delays experienced by ISP1b's subscribers. In the following, we will not consider alliances between independent CPs and ISPs (whose revenues may need to be dispersed by, *e.g.*, the use of Shapley values [12], [13]), but we will consider peered "eyeball" ISPs which also earn revenue as a content provider.

Also, we will not consider the role of advertising revenue [14] in Figure 1. Indeed, instead of directly subscribed revenues, CPs may earn advertising revenue, *e.g.*, [1] (obviously, the subscribers ultimately pay by buying the advertised merchandise or services). Note that ISPs have pointed out that end-users do not necessarily "request" of the CPs the advertising which the CPs insert into content, and have argued for sharing of advertising revenue either through side payments from CPs or for the right to insert their own ads into downloaded content (the arrangements among the different parties of broadcast television service may be analogous to the latter scenario).

In the following, we do not extend the model of Figure 1 to study content exchanged peer-to-peer, which is expected to employ only best-effort (*i.e.*, not usage-priced) service and, in practice, is often in violation of copyright. The enormous traffic volume associated with p2p activity was one of the original motivators of the neutrality debate [3], and issues of piracy continue to be developed, *e.g.*, [16]. Multiple types of content were previously modeled in, *e.g.*, [5].

Finally, we do not consider user migration among multiple ISPs of the same type as in, *e.g.*, [5].

In this paper, we consider the simpler model of side payments depicted in Figure 1 on an end-user platform ([9], [14] developed games involving end-users and content providers on an ISP platform). We review the case of a noncooperative ISP-CP game based on a communal demand response for

¹Note that differentiated service (diffserv) among application types is "neutral" if requested by end-users, whereas application diffserv implemented unilaterally by an ISP is not application neutral (whether implemented at ISP peering points or at end-user access points, and even if for altruistic purposes, *e.g.*, to give more bandwidth for putative interactive real-time applications).

providers of both types in Section II. The case of different, though coupled, demand responses for each type of provider is given in Section III to explore the issue of profitability of side payments. In Section IV, we consider a convex demand-response corresponding to acceleration in the demand for reserved bandwidth by delay-sensitive (particularly interactive real-time) applications once access bandwidth is congested; the case of a communal demand response is taken here to simplify analysis. In Section V, we consider an example of a differentiable, convex demand-response for side-payments² between two *different* types of providers. In an appendix, we also consider a different model involving two different eyeball ISPs connected at peering point(s) where revenue is generated corresponding to net traffic transmitted. Finally, we conclude in Section VI with a short summary.

II. BACKGROUND: COMMUNAL DEMAND RESPONSE OF AN END-USER PLATFORM

Suppose there are two providers, one content (CP indexed 2) and the other access (ISP indexed 1). Also, the *communal* consumer demand [7] is assumed to be

$$D = D_{\max} - d(p_1 + p_2),$$

where d is demand sensitivity to the price, and $D_{\max} > 0$ is the demand at zero usage based price³. The revenue of the ISP is

$$U_1 = (p_1 + p_s)D, \quad (1)$$

where p_s is the side payment from content to access provider. Similarly, the revenue of the CP is

$$U_2 = (p_2 - p_s)D. \quad (2)$$

Consider a noncooperative game played by the CP and ISP adjusting their prices, respectively p_2 and p_1 , to maximize their respective revenues, with all other parameters fixed⁴.

The question whether the ISP will profit from side payments is not trivial because the side payment will naturally cause the CP to raise its prices thus lowering overall demand. The short proof of following simple result follows from [2], [5] and is included here in order to subsequently relate it to the principal results of this paper. We assume that the ISP will decide that it profits from side payments only if this profit is strictly increasing in p_s at $p_s = 0$.

Theorem 1. *At the interior Nash equilibrium⁵, requiring*

$$|p_s| < \frac{D_{\max}}{3d}, \quad (3)$$

the ISP does not profit by the introduction of side payments.

²See [19] for a recent reference on side payments.

³Note that ISPs are continuing to depart from pure flat-rate pricing (based on access bandwidth) for unlimited monthly volume, e.g., [15], [4].

⁴In particular, the fixed side-payment p_s is here assumed regulated. Note that the utilities are linear functions of p_s so that if p_s were under the control of one of the players, p_s would simply be set at an extremal value.

⁵In this paper, we do not consider boundary Nash equilibria, where at least one player is selecting an extremal value for one of their control parameters, often resulting in that player essentially opting out of the game, or maximally profiting from it at the expense of the other player.

Note that the sign of p_s may be negative, i.e., the side payment is from ISP to CP (i.e., remuneration for content instead of access bandwidth).

Proof: The conditions for Nash equilibrium are:

$$\begin{aligned} 0 &= \partial U_1 / \partial p_1 = D_{\max} - d(2p_1 + p_2 + p_s), \\ 0 &= \partial U_2 / \partial p_2 = D_{\max} - d(p_1 + 2p_2 - p_s). \end{aligned}$$

So, the Nash equilibrium plays are

$$\begin{aligned} p_1^* &= \frac{D_{\max}}{3d} - p_s, \\ p_2^* &= \frac{D_{\max}}{3d} + p_s. \end{aligned}$$

Based on the previous two displays, we can see the requirement of (3) for an interior Nash equilibrium (i.e., $p_1^*, p_2^* > 0$ and $D^* > 0$).

The ISP's revenue at this Nash equilibrium is

$$U_1^* = \frac{D_{\max}^2}{9d}.$$

So, U_1^* does not depend on p_s , i.e., it is constant, so not strictly increasing at $p_s = 0$. \square

In [5], we showed that the the ISP may actually experience a reduction in revenue/utility with the introduction of side payments, using a communal demand model that had different demand-price sensitivity parameters d per provider type and also multiple providers of each type. Such a model was also considered in [1]. The following section fleshes this out for a special case.

III. DIFFERENT DEMAND RESPONSE DEPENDING ON PROVIDER TYPE

Several other previous works have used a communal demand function for both content and access bandwidth even though these are two different commodities with different dimensions. This said, demand for content and access bandwidth may be coupled in that pricing of one will affect the other.

So, consider two *different*, coupled demand responses for providers of type $k \in \{1, 2\}$:

$$\begin{aligned} D_1 &= D_{\max,1} - d_1(p_1 + p_2), \\ D_2 &= D_{\max,2} - d_2(p_1 + p_2), \end{aligned} \quad (4)$$

where we have maintained the same (a single) price sensitivity d_k for each type of demand D_k for simplicity. For example, the ISP's demand could be in terms of Mbps = $[D_1]$ while the, e.g., music CP's demand could be in terms of songs/s = $[D_1]$. The point is that a single song's size could vary from say 3 – 15MB so, though correlated, the CP and ISP demands are different.

A. Side payments as a function of consumed access bandwidth

Suppose the side payments *based on consumed access bandwidth* are factored as follows:

$$U_1 = (p_1 + p_s)D_1 \quad \text{and} \quad U_2 = p_2D_2 - p_sD_1. \quad (5)$$

Again, in this setting, we wish to find conditions on the demand sensitivities d_i and usage-based side payment price p_s such that side payments are of value to the ISP.

Theorem 2. *The introduction of bandwidth based side payments (5) will profit the ISP if and only if either*

$$\min\{2\frac{D_{\max,2}}{D_{\max,1}}, 1\} > \frac{d_2}{d_1} \quad (6)$$

or

$$\max\{2\frac{D_{\max,2}}{D_{\max,1}}, 1\} < \frac{d_2}{d_1}. \quad (7)$$

Proof: Let $p = p_1 + p_2$ and $\delta_k = D_{\max,k}/d_k$. After solving the first order conditions $\partial U_k/\partial p_k = 0$, $k \in \{1, 2\}$, we get that at Nash equilibrium,

$$\begin{aligned} p^* &= \frac{1}{3}(\delta_1 - p_s + \delta_2 + \frac{d_1}{d_2}p_s), \\ p_1^* + p_s &= \delta_1 - p^*. \end{aligned}$$

Thus, at Nash equilibrium,

$$U_1^* = \frac{d_1}{9}(2\delta_1 - \delta_2 + (1 - \frac{d_1}{d_2})p_s)^2.$$

So,

$$\frac{\partial U_1^*}{\partial p_s} = \frac{2d_1}{9}(1 - \frac{d_1}{d_2})(2\delta_1 - \delta_2 + (1 - \frac{d_1}{d_2})p_s). \quad (8)$$

This quantity is positive at $p_s = 0$ if and only if (6) or (7) hold. \square

So, in this setting, positive side payments are not necessarily profitable to the ISP (player 1).

B. Discussion

Potentially different sensitivities to *each* price for each type of demand were considered in [11], i.e., $D_k = D_{\max,k} - d_{k,k}p_k - d_{k,3-k}p_{3-k}$ for $k \in \{1, 2\}$, as well as competition among multiple providers, thus extending the previous two theorems. There it was found that the ISP may not profit by the introduction of positive side payments, depending on the parameters in play, but numerically this was only the case when there was only one provider of each type.

More generally, U_1^* is a complex nonlinear function of p_s where it is possible that $U_1^*(p_s)$ might be greater than $U_1^*(0)$ for some sufficiently large p_s notwithstanding $\frac{\partial U_1^*}{\partial p_s}(0) < 0$. We expect that side payments will be simply rejected by ISPs in the event that $\frac{\partial U_1^*}{\partial p_s}(0) < 0$.

C. Discussion: Side payments as a function of consumed content

Instead of (5), suppose side payments are based on content and factored as follows:

$$U_1 = p_1 D_1 + p_s D_2, \quad U_2 = (p_2 - p_s) D_2.$$

Because total revenue $U_1 + U_2$ is a constant function of p_s , the ISP's profit is at the CP's expense, i.e., $\partial U_1^*/\partial p_s > 0$ if and only if $\partial U_2^*/\partial p_s < 0$. So, the latter condition is similar to that of Theorem 2 with the indices swapped and the resulting modified conditions (6) or (7) are for profitability of the content provider.

Corollary 1. *The introduction of content based side payments will be profitable to the content provider (i.e., a loss for the ISP) if and only if*

$$\min\{2\frac{D_{\max,1}}{D_{\max,2}}, 1\} > \frac{d_1}{d_2}$$

or

$$\max\{2\frac{D_{\max,1}}{D_{\max,2}}, 1\} < \frac{d_1}{d_2}.$$

IV. ACCESS BANDWIDTH CONGESTION AFFECTING DEMAND RESPONSE

For simplicity, in this section we return to the communal demand response scenario of (1) and (2). In the following section, we will consider an example of different demand responses for the problem context of this section.

Suppose that there are two broad classes of applications, one of which is significantly sensitive to congestion of access bandwidth, e.g., delay-sensitive interactive real-time applications. Assume that applications of the other, best-effort type are unlikely to engage in usage based-pricing for access bandwidth. As pricing reduces, the demand for access-bandwidth reservation increases, so causing additional congestion so that best-effort service will be increasingly inadequate for congestion-sensitive applications. Therefore, the demand for usage-priced access-bandwidth reservation may *accelerate* with reduced price. More specifically, say there is positive threshold

$$D_\theta < D_{\max}$$

such that overall demand sensitivity to price is greater when $D \geq D_\theta$ than when $D < D_\theta$. That is, for

$$d_{\max} > d_\theta,$$

a *convex*, piecewise linear model for access bandwidth would be

$$D(p) = \max\{D_{\max} - d_{\max}p, \hat{D}_\theta - d_\theta p\}, \quad (9)$$

where

$$\begin{aligned} \hat{D}_\theta &= D_\theta + (D_{\max} - D_\theta)d_\theta/d_{\max}, \\ p_\theta &= (D_{\max} - D_\theta)/d_m, \\ p_{\max} &= \hat{D}_\theta/d_\theta = p_\theta + D_\theta/d_\theta, \end{aligned}$$

so that $D(p_\theta) = D_\theta$, see Figure 2.

So, in this model, in the price range $[p_\theta, p_{\max}]$ (demand range $[0, D_\theta]$ equivalently) corresponds to low demand sensitivity to price, d_θ . The pricing range $[0, p_\theta]$ (demand range $[D_\theta, D_{\max}]$), when delay-sensitive applications typically need to adopt usage-priced (reserved or priority) access-bandwidth service, corresponds to higher demand sensitivity to price, d_{\max} .

1) *Interior Nash equilibrium points:* Let $p := p_1 + p_2$ so that

$$\begin{aligned} \frac{\partial U_1}{\partial p_1} &= \begin{cases} D_{\max} - d_{\max}(p + p_1 + p_s) & \text{if } p > p_\theta \\ D_\theta - d_\theta(p + p_1 + p_s) & \text{if } p < p_\theta \end{cases} \\ \frac{\partial U_2}{\partial p_2} &= \begin{cases} D_{\max} - d_{\max}(2p - p_1 - p_s) & \text{if } p > p_\theta \\ D_\theta - d_\theta(2p - p_1 - p_s) & \text{if } p < p_\theta \end{cases} \end{aligned}$$

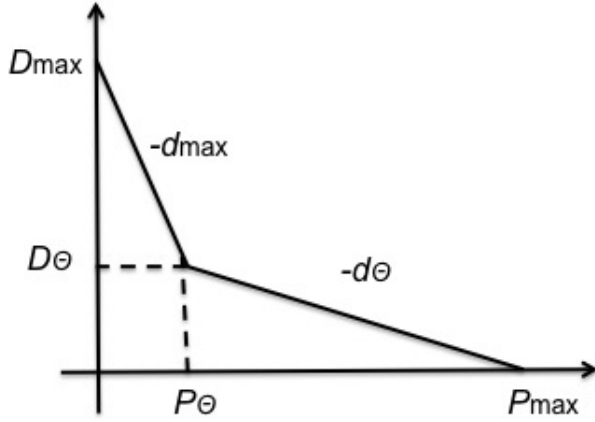


Fig. 2. Convex, piecewise linear demand-response

We take three cases for an interior Nash equilibrium point (NEP) (p_1^*, p_2^*) based on comparing $p^* := p_1^* + p_2^*$ to p_θ .

Case $p^* > p_\theta$: Adding the first order necessary conditions here gives $p^* = 2D_{\max}/(3d_{\max})$. Checking “consistency” with the case condition requires $p^* = 2D_{\max}/(3d_{\max}) > p_\theta$, i.e., if

$$3D_\theta > D_{\max} \quad \text{and} \quad |p_s| < p^*/2, \quad (10)$$

then an interior NEP is $p_1^* = p^*/2 - p_s$ and $p_2^* = p^*/2 + p_s$.

Case $p^* < p_\theta$: Similarly, if

$$p^* = \frac{2D_\theta}{3d_\theta} < \frac{D_{\max} - D_\theta}{d_{\max}} = p_\theta \quad \text{and} \quad |p_s| < p^*/2, \quad (11)$$

then an interior NEP is $p_1^* = p^*/2 - p_s$ and $p_2^* = p^*/2 + p_s$.

Case $p^* = p_\theta$. Here, for an interior NEP, $\frac{\partial U_k}{\partial p_k}|_{p_\theta-} > 0$ and $\frac{\partial U_k}{\partial p_k}|_{p_\theta+} < 0$ for $k = 1, 2$. That is, we have the following constraints on $p_1 + p_2$:

$$\begin{aligned} D_{\max} - d_{\max}(p_\theta + p_1^* + p_s) &< 0 \\ D_\theta - d_\theta(p_\theta + p_1^* + p_s) &> 0 \\ D_{\max} - d_{\max}(2p_\theta - p_1^* - p_s) &< 0 \\ D_\theta - d_\theta(2p_\theta - p_1^* - p_s) &> 0 \end{aligned}$$

Equivalently, for an interior NEP in this case

$$\begin{aligned} \max\left\{\frac{D_\theta}{d_{\max}} - p_s, 2p_\theta - \frac{D_\theta}{d_\theta} - p_s, 0\right\} &< p_1^* \\ &< \min\left\{\frac{D_{\max} - 2D_\theta}{d_{\max}} - p_s, \frac{D_\theta}{d_\theta} - p_\theta - p_s, p_\theta\right\}, \end{aligned} \quad (12)$$

where we have also used $0 < p_1^* \leq p^* = p_\theta$ (the equality for this case).

For (10) and (11), the issue of profitability of side payments for the ISP (player 1) is just as in Theorem 1.

A. Numerical examples for piecewise-linear demand response

Consider the numerical example where $D_{\max} = 2.5 \cdot D_\theta = 1$, $d_{\max} = 5d_\theta = 1$ (both set equal to 1 without loss of generality). So, $p_\theta = (1 - 0.4)/1 = 0.6$. Condition (10)

clearly holds, giving the corresponding NEP if $|p_s| < p^*/2$, but conditions (11) and (12) cannot hold.

For a second numerical example, take $D_{\max} = 6D_\theta = 1$ and $d_{\max} = 6d_\theta = 1$. In this example, (10) and (12) cannot hold. Here, $p^* = 2/3 < 5/6 = p_\theta$, so (11) does hold giving the corresponding NEP if $|p_s| < p^*/2$.

For a final numerical example, take $D_{\max} = 4D_\theta = 1$ and $d_{\max} = 5d_\theta = 1$. Here, $p_\theta = (1 - 0.25)/1 = 0.75$ and $p_{\max} = p_\theta + D_\theta/d_\theta = 2$. In this example, (10) and (11) do not hold; but when $p_s < 0.5$, (12) reduces to

$$0.25 - p_s < p_1^* < 0.5 - p_s. \quad (13)$$

That is, there is a Nash equilibrium line segment (p_1^*, p_2^*) such that p_1^* satisfies (13) and $p_2^* = p_\theta - p_1^* = 0.75 - p_1^*$. See Figure 3 for the case where $p_s = 1/8$. In Figure 4, we depict the vector field $(\frac{\partial U_1}{\partial p_1}, \frac{\partial U_2}{\partial p_2})$ as a function of (p_1, p_2) , corresponding to “better-response” time-differential, synchronous-play Jacobi dynamics [10], [17],

$$\frac{dp_k}{dt} = \frac{\partial U_k}{\partial p_k} - p_k, \quad \text{for } k = 1, 2,$$

of this noncooperative game between ISP and CP.

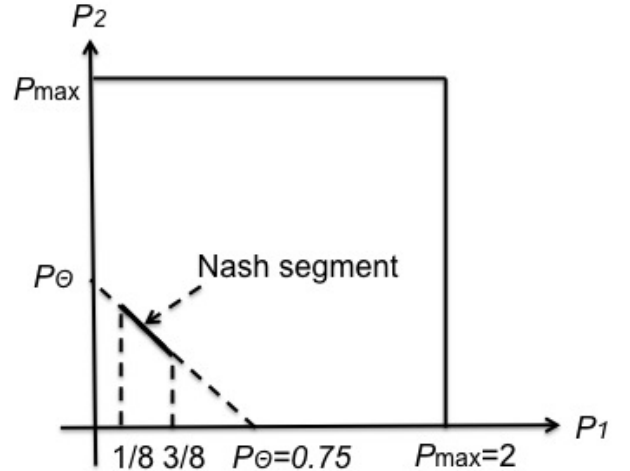


Fig. 3. Nash equilibrium line segment when $D_{\max} = 4D_\theta = 1$, $d_{\max} = 5d_\theta = 1$, and $p_s = 1/8$.

V. DIFFERENTIABLE, CONVEX DEMAND MODEL

We can also consider a convex, differentiable demand model that can approximate (9), specifically

$$D(p) = D_{\max}(1 - p/p_{\max})^\alpha, \quad (14)$$

where $p = p_1 + p_2$. Here, $\alpha \geq 1$ and given $d_{\max} > d_\theta > 0$ and $0 < D_\theta < D_{\max}$, p_{\max} may be found using $D'(0) = -d_{\max}$ and $D'((D)^{-1}(D_\theta)) = D'(p_\theta) = -d_\theta$,

In this section, we first study the system described above for this model of demand response. We then consider a different system of two different “eyeball” ISPs (i.e., combined CPs and ISPs) with an inter-provider service-level agreement (SLA) involving a revenue based on net traffic flow across their peering point(s).

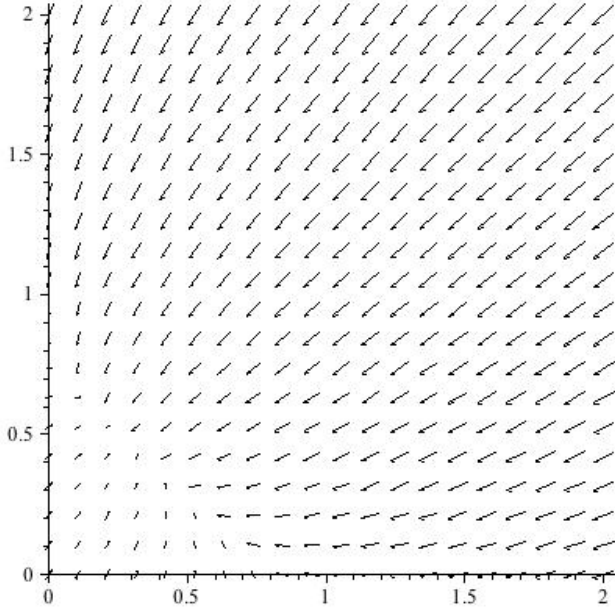


Fig. 4. Vector field of the game with $D_{\max} = 4D_\theta = 1$, $d_{\max} = 5d_\theta = 1$, and $p_s = 1/8$.

A. Interior Nash equilibria and side-payments under different demand-response for each type of provider

Theorem 3. At interior Nash equilibrium for a strictly convex demand response,

$$p_1^* = p^*/2 - p_s \quad \text{and} \quad p_2^* = p^*/2 + p_s, \quad (15)$$

where $p^* = p_1^* + p_2^*$ solves

$$2D(p^*) + p^* D'(p^*) = 0. \quad (16)$$

and $|p_s| < p^*/2$.

Proof: Again, (16) is the sum of the first-order conditions for a NEP, $\sum_k \partial U_k / \partial p_k = 0$. Conclude by substituting p^* into each first-order condition to obtain (15). \square

For the example of (14) with $\alpha > 1$,

$$p^* = \frac{2}{2+\alpha} p_{\max},$$

$$U_1^* = \frac{p^*}{2} D(p^*) = \frac{p_{\max}}{2+\alpha} \left(1 - \frac{2}{2+\alpha}\right)^\alpha.$$

Again, note that under communal demand-response, neither $p^* = p_1^* + p_2^*$ nor U_1^* depend on p_s . This is obviously not necessarily the case when the demand-response for ISP and CP are different as in the previous section and [11]. So, now suppose for this example that the CP and ISP demands differ, but only in the D_{\max} parameter, i.e.,

$$U_1 = D_{\max,1} (1 - (p_1 + p_2)/p_{\max})^\alpha (p_1 + p_s),$$

$$U_2 = D_{\max,2} (1 - (p_1 + p_2)/p_{\max})^\alpha p_2$$

$$- D_{\max,1} (1 - (p_1 + p_2)/p_{\max})^\alpha p_s.$$

For this example, at the interior Nash equilibrium

$$\frac{\partial U_1^*}{\partial p_s}(0) = \frac{D_{\max,1} (\frac{\alpha}{2+\alpha})^\alpha (D_{\max,2} - D_{\max,1}) (1 + \alpha)}{D_{\max,2} (2 + \alpha)}.$$

So, the introduction of access-bandwidth based side payments will be profitable to the ISP, i.e., $\frac{\partial U_1^*}{\partial p_s}(0) > 0$, if and only if

$$D_{\max,2} > D_{\max,1}.$$

A similar result can be likewise derived for content-based side-payments.

VI. SUMMARY AND CONCLUSIONS

In summary, we considered three different problems modeling demand response in an access network game. The first was to explore the profitability of side payments under (reasonably) different demand response for ISP and CP. We found that side-payments from the CP to the ISP were *not* unconditionally profitable for the ISP. The second problem analyzed a convex demand response (taken to be communal to simplify analysis) that was used to model the onset of demand for access bandwidth by delay-sensitive applications once the access is sufficiently congested. Note that the former problem is one pertaining to the network neutrality debate, while the latter problem setting would be application neutral if preferential treatment (service priority or bandwidth reservations) of applications by the ISP is performed at the behest of the consumer/user.

REFERENCES

- [1] E. Altman, A. Legout, and Y. Xu. "Network non-neutrality debate: An economic analysis." In *Proc. IFIP Networking*, 2011.
- [2] E. Altman, P. Bernhard, S. Caron, G. Kesidis, J. Rojas-Mora, S. Wong, "A study of non-neutral networks". *Telecommunication Systems Journal Special Issue on Socio-economic Issues of Next Generation Networks*, June 2011.
- [3] N. Anderson. Comcast FCC filing shows gap between hype, bandwidth reality. *ars technica*, Feb. 13, 2008, available at <http://arstechnica.com>
- [4] K. Bode. AT&T To Impose Caps, Overages. Mar. 13, 2011. Available at: <http://www.dslreports.com/shownews/Exclusive-ATT-To-Impose-Caps-Overages-113149>
- [5] S. Caron, G. Kesidis and E. Altman. "Application Neutrality and a Paradox of Side Payments", in *Proc. ACM ReArch*, Philadelphia, Nov. 30, 2010. See also <http://arxiv.org/abs/1006.3894>
- [6] A. Dhamdhere and C. Dovrolis. "Can ISPs be Profitable Without Violating "Network Neutrality"?", In *Proc. ACM NetEcon*, Seattle, 2008.
- [7] N. Economides. "Net Neutrality: Non-Discrimination and Digital Distribution of Content Through the Internet", *I/S: A Journal of Law and Policy*, 4(2): pp. 209-233, 2008.
- [8] R. Hahn and S. Wallsten, "The Economics of Net Neutrality", *Economists' Voice*, 3(6), pp. 1-7, 2006.
- [9] P. Hande, M. Chiang, R. Calderbank, and S. Rangan, "Network pricing and rate allocation with content provider participation", *Proc. IEEE INFOCOM*, 2009.
- [10] Y. Jin and G. Kesidis. Dynamics of usage-priced communication networks: the case of a single bottleneck resource. *ACM/IEEE Transactions on Networking (ToN)*, Oct. 2005.
- [11] G. Kesidis. Side-payment profitability depending on the sensitivity of linear-demand to price of access and content. PSU CSE Dept Technical Report No. 11-003, Sept. 5, 2011. Available at <http://www.cse.psu.edu/research/publications/tech-reports/2011/CSE-11-003.pdf>
- [12] R.T.B. Ma, D.-M. Chiu, J.C.S. Lui, V. Misra, and D. Rubenstein, "Interconnecting eyeballs to content: A Shapley value perspective on ISP peering and settlement", in *Proc. Workshop on Economics of Networked Systems (NetEcon)*, 2008.
- [13] R.T.B. Ma, D.-M. Chiu, J.C.S. Lui, V. Misra, and D. Rubenstein, "On cooperative settlement between content, transit and eyeball Internet service providers", in *Proc. ACM CoNEXT*, 2008.
- [14] J. Musacchio, G. Schwartz and J. Walrand, "A Two-Sided Market Analysis of Provider Investment Incentives With an Application to the Net-Neutrality Issue", *Review of Network Economics*, 8(1), 2009.

- [15] A. Shin. Who's the bandwidth bandit? *The Washington Post*, Oct. 4, 2006. Available at: http://blog.washingtonpost.com/thecheckout/2006/10/bandwidth_bandit.html
- [16] B. Sisario. Net providers plan penalties to slow piracy. *New York Times*, July 7, 2011. http://www.nytimes.com/2011/07/08/technology/to-slow-piracy-internet-providers-ready-penalties.html?_r=1&partner=rss&emc=rss
- [17] J.S. Shamma and G. Arslan. Dynamic fictitious play, dynamic gradient play, and distributed convergence to Nash equilibria. *IEEE Trans. Auto. Contr.*, **50**(3):312-327, 2005.
- [18] V. Valancius, C. Lumezanu, N. Feamster, R. Johari, and V.V. Vazirani. "How Many Tiers? Pricing in the Internet Transit Market." In *Proc. ACM SIGCOMM*, 2011.
- [19] Y. Wu, H. Kim, P.H. Hande, M. Chiang, D.H.K. Tsang. "Revenue Sharing among ISPs in Two-Sided Markets." In *Proc. IEEE INFOCOM Mini Conference*, Shanghai, 2011.

APPENDIX: TWO DIFFERENT EYEBALL ISPs

We now consider a game focusing on two different eyeball ISPs, denoted by subscripts "a" and "b", on a platform of users and CPs, *i.e.*, the ISPs also serve as CPs so no separate pricing by CPs is modeled. For $k, j \in \{a, b\}$, the demand for ISP k 's content is $D_k(p_j)$ when it is based on ISP j 's access-bandwidth price p_j . In the following, the same price p_j will be used by ISP j irrespective of content source, *i.e.*, content is neutrally priced in this sense.

Suppose there are peering points between these two ISPs where net transit traffic flow in one direction will correspond to net revenue for the (net) receiving ISP at rate p_t from the (net) transmitting ISP⁶. See [6], [18] for recent studies of models of transit pricing for a network involving a transit ISP between the content providers and end-user ISPs.

Without caching, transit traffic volume is obviously maximal and remote content may be subject to additional delay possibly increasing demand (reducing demand sensitivity) for usage-priced bandwidth reservations. However, poorer delay performance may instead reduce demand for remote content or cause subscribers to change to ISPs that cache remote content. Let Φ_k be the fraction of remote demand that is *not* cached by ISP k . By simply separately accounting for the demand by two different user populations with similar content preferences, we take the utilities as:

$$\begin{aligned} U_a(p_a) &= D_a(p_a)p_a + [\Phi_b D_a(p_b) - \Phi_a D_b(p_a)]^+ p_t, \\ U_b(p_b) &= D_b(p_b)p_b + [\Phi_a D_b(p_a) - \Phi_b D_a(p_b)]^+ p_t, \end{aligned}$$

where $[x]^+ := \max\{x, 0\}$ in the second (transit revenue) terms. So, we have assumed different "upstream" congestion points for local and remote traffic and no revenue from cached (best-effort) traffic. Note that $\Phi_k \leq 1$ will be chosen by ISP k at its *minimal* value, which we here assume to be strictly positive again because an ISP that does not cache any remote content may lose subscribers, or demand for remote content may be reduced, owing to poor delay performance. We will also assume that p_t is fixed and, by volume discount, $p_t < \min\{p_a, p_b\}$.

We study this system for an example of convex demand. Again suppose, for $k \in \{a, b\}$,

$$D_k(p) = D_{\max,k}(1 - p/p_{\max})^\alpha,$$

⁶For example, France telecom charges $p_t = \$3/\text{Mbps}$, whereas pricing from the DSLAM to core, *i.e.*, access bandwidth, for their *content providers* is $\$40/\text{Mbps}$. This said, many existing peering agreements among non-transit ISPs have no transit pricing, *i.e.*, $p_t = 0$.

where the maximal price $p_{\max} > 0$ and $\alpha \geq 1$ are also assumed to be common parameters for both ISPs. Without loss of generality, assume the demand factor

$$\delta := D_{\max,b}/D_{\max,a} < 1, \quad (17)$$

i.e., demand for ISP a 's content is generally higher than that of ISP b . Also define the caching factor

$$\varphi := \Phi_b/\Phi_a. \quad (18)$$

Case $\Phi_b D_a(p_b^*) > \Phi_a D_b(p_a^*)$: The first order conditions for Nash equilibrium are

$$\begin{aligned} D'_a(p_a)p_a + D_a(p_a) - \Phi_b D'_b(p_a)p_t &= 0 \\ D'_b(p_b)p_b + D_b(p_b) &= 0. \end{aligned}$$

The solution here is:

$$p_b^* = \frac{1}{1+\alpha} p_{\max} < p_a^* = p_b^* + \frac{\alpha \Phi_b \delta}{1+\alpha} p_t.$$

The requirement $p_t < p_b^* < p_a^* < p_{\max}$ gives the following condition on p_t for an interior equilibrium in this case:

$$\frac{p_t}{p_{\max}} < \min \left\{ \frac{1}{1+\alpha}, \frac{1}{\Phi_b \delta} \right\}.$$

Adding the case condition, $\Phi_b D_a(p_b^*) > \Phi_a D_b(p_a^*)$, gives

$$\frac{p_t}{p_{\max}} < \min \left\{ \frac{1}{1+\alpha}, \frac{1 - (\varphi/\delta)^{1/\alpha}}{\Phi_b \delta} \right\}. \quad (19)$$

Note that we require $\varphi < \delta$ (caching factor is less than demand factor), otherwise this bound is $p_t < 0$. In particular, this implies that $\varphi < 1$ because of (17).

Case $\Phi_b D_a(p_b^*) < \Phi_a D_b(p_a^*)$: Now,

$$p_a^* = \frac{1}{1+\alpha} p_{\max} < p_b^* = p_a^* + \frac{\alpha \Phi_a / \delta}{1+\alpha} p_t.$$

Again, for an interior Nash equilibrium, the case condition itself is an additional parametric constraint. Here, these requirements lead to:

$$\frac{p_t}{p_{\max}} < \min \left\{ \frac{1}{1+\alpha}, \frac{1 - (\delta/\varphi)^{1/\alpha}}{\Phi_a / \delta} \right\}.$$

So, here we require $\varphi > \delta$ so that $p_t > 0$.