



## The gamma-ray bursts, core-collapse supernovae and global star forming rate at large redshifts

V. V. Sokolov<sup>1\*</sup>

<sup>1</sup> *Special Astrophysical Observatory of the Russian Academy of Sciences (SAO RAS), Nizhnij Arkhyz 369167, Russia*

Received 13th October 2018

**Abstract.** The brief review and discussion of statement of some observational problems of gamma-ray bursts (GRB), GRB host galaxies and star forming at small and large redshifts: Are there similarities and differences between GRB hosts and the typical galaxy population – this is currently the main question for the study of GRB host galaxies. The direct connection between long-duration GRBs and massive stars explosions, GRBs and some puzzles of core-collapse supernovae are briefly discussed. On model-independent observational cosmological tests – GRB rate and star forming rate at high redshifts.

*Keywords :* gamma-ray bursts: star formation galaxies: supernovae

### 1. Introduction

Since the first optical identification of gamma-ray bursts (GRBs) in 1997 (Costa et al. 1997; van Paradijs et al. 1997), they became a new direction in the study of the universe at large redshifts. In particular, on April, 23, 2009 the redshift  $z = 8.2$  was measured, and this happened to be of GRB 090423 ((Tanvir et al. 2009; Salvaterra et al. 2009), see also (Cucchiara et al. 2011) on the photometric  $z \sim 9.4$  for GRB 090429B). From 1997 to 2011, the general state of the GRB problem and progress in this field can be fixed in the following way: 1) GRBs belong to the most distant observable objects with measurable redshifts in the universe, 2) GRBs are related to the starforming in distant (and very distant) galaxies. 3) GRBs and their afterglows allow us seeing also the most distant explosions of massive stars at the end of their evolution, 4) This is confirmed by observations for long-duration bursts, but most probably short GRBs are also related to some very old compact objects resulting from evolution of the same massive stars.

---

\*email: sokolov@sao.ru

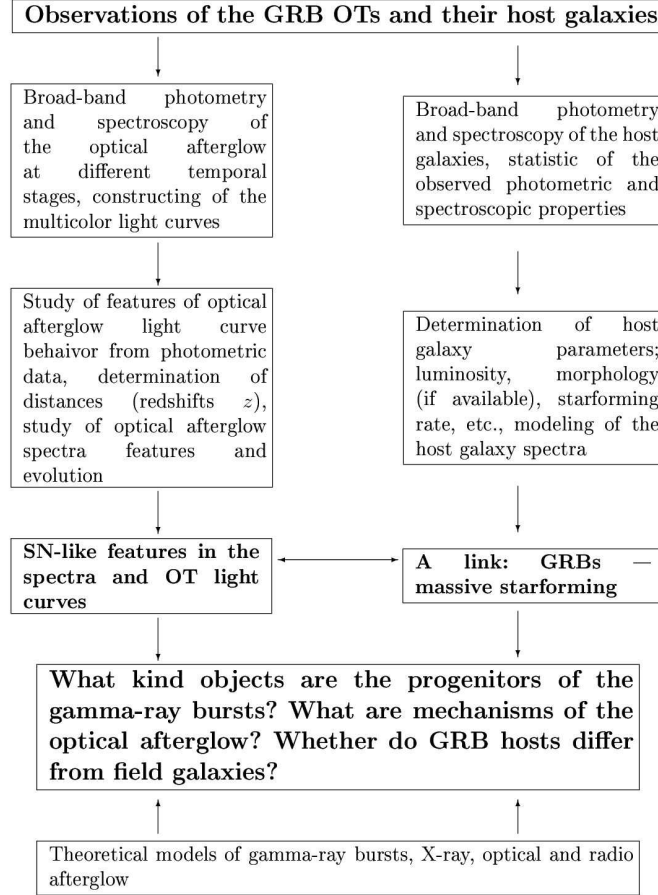
The aim of the paper is the short review and discussion of some urgent observational problems related to GRBs. The outline of the paper is as follows: Section 2 concerns the optical identification – the first GRB host galaxies and (massive) star forming rate (SFR) at smaller redshifts, the metallicities of GRB hosts and the question if there are similarities and differences between GRB hosts and normal field galaxies at larger redshifts. The direct connection between long-duration GRBs and massive stars explosions, GRBs and some puzzles of core-collapse supernovae (CCSNe) are presented in Section 3. Section 4 deals with the discussion of SFR and GRB rate (GRBR) at high redshifts: is there a fast decrease in SFR up to  $z \sim 10$ ? This section ends in some conclusions about the study of GRB host galaxies, GRBs and CCSNe related to them and about new possible crucial cosmological tests (on the GRB-CCSNe tests) at high redshifts.

## 2. The optical identification: the first GRB host galaxies and massive SFR

The first X-ray and optical afterglows were observed for the very first time by (Costa et al. 1997) and (van Paradijs et al. 1997) for GRB 970228 with the Italian-Dutch satellite BeppoSAX (Boella et al. 1997), thank to the fast and accurate positioning of GRB obtainable through the combined capabilities of the GRB Monitor and Wide Field Cameras onboard this famous satellite. Optical observations of the following GRB 970508 optical remnant were continued with the 6-m telescope of SAO RAS in standard  $BVR_cI_c$  bands in Oct.-Dec. 1997 and in Jan. 1998. The results of the  $BVR_cI_c$  photometry for GRB 970508 optical afterglow and for three nearby galaxies was presented by Zharikov et al. (1998). Further multi-wavelength observations of GRBs have confirmed that a significant fraction of long-duration GRBs are associated with the collapse of short-lived massive ( $\sim 30M_\odot$ ) stars (Hogg et al. 1999; Bloom et al. 2001). The regions of the massive star-forming are seen in rest frame UV part spectra of star-forming galaxies. As it has turned out, it is just a light of the massive stars in the GRB hosts (Sokolov et al. 1999).

Fast localization with BeppoSAX and ground based follow-up optical observations with the measurements of GRB redshifts have shown their (GRBs) relation to distant galaxies located in sites of faded transients. This was essentially *the first stage of optical identification* with massive star-forming galaxies – the objects with more or less clear properties in contrast to properties of the GRB optical afterglow emission which are obscure thus far. It is the study of these objects (the broad-band photometry and spectroscopy of the GRB hosts, statistic of the observed photometric and spectroscopic properties and so on) that launched the GRB astronomy with the 6-m telescope in 1998. At that time researchers studying this side (see Figure 1) of GRB optical counterparts were interested mostly in the question *whether GRB hosts differ from field galaxies*. Then there were ideas that such unique sources as the GRBs could be related for sure to some unusual (unique) objects of type of quasars, or something like that.

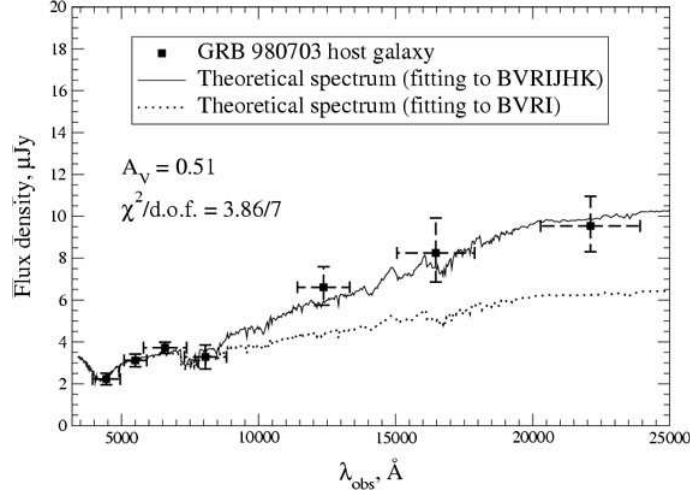
The study of physical properties of host galaxies (Sokolov et al. 1999) permits determining the differences from usual galaxies (in the same CCD fields like for GRB 070508) with massive star-forming, which gives us a key to the understanding of conditions in which a GRB progenitor object is born, evolves and dies. But the most distant host galaxies can be often ob-



**Figure 1.** The astronomy of  $\gamma$ -ray bursts with the 6-m telescope from 1998

served only photometrically. In these cases, such physical properties as SFR, intrinsic extinction laws, ages, masses and metallicities can be estimated only by a population synthesis modelling (Sokolov et al. 2001a) of spectral energy distributions (SEDs). In the case of the host galaxy of GRB 980703 ( $z = 0.9662$ ) the observed deficit in the B-band (see Figure 2) can be explained by the excess of extinction near  $2200\text{\AA}$ , which is characteristic of the extinction law similar to that of the Milky Way. And the recent confirmation (Zafar et al. 2011) of the extinction near  $2200\text{\AA}$  for GRB hosts with *the larger redshifts*: e.g. the GRB 070802 ( $z = 2.4541$ ) afterglow which was observed with the VLT/FORS2 and the optical spectrum of GRB 080607 afterglow ( $z = 3.0368$ ) which was obtained with the Keck telescope. The  $2175\text{\AA}$  dust extinction feature is clearly seen in the optical spectra of the afterglows (see e.g. Fig.A.2 in (Zafar et al. 2011)).

So, in two cases (see Table 1) of pure host galaxy spectra: GRB 970508 ( $M_{B_{\text{rest}}} = -18.62$ )



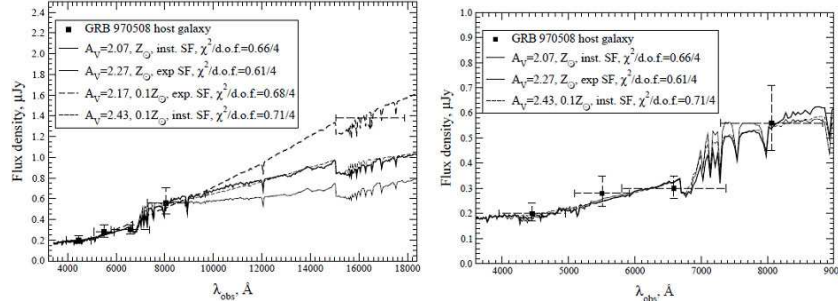
**Figure 2.** The population synthesis modelling: Comparison of modelled and observed fluxes in the filters  $B, V, R_c, I, J, H, K$  for the GRB 980703 host galaxy ( $z = 0.9662$ ). If GRBs are associated with an active star formation, then we might expect the light of their host galaxies to be affected by *internal extinction* (Sokolov et al. 2001a).

**Table 1.** The selected parameters of two host galaxies.

Host	Scenario	Metallicity	Total mass	Age	$A_V$	Observed SFR*	Corrected SFR
GRB 970508	instant.burst	$0.1Z_\odot$	$3.48 \cdot 10^8$	160 Myr	1.6	$\geq 1.4 M_\odot \text{yr}^{-1}$	$14 M_\odot \text{yr}^{-1}$
GRB 980703	exp.decreasing	$Z_\odot$	$3.72 \cdot 10^{10}$	6 Gyr	0.64	$\geq 10 M_\odot \text{yr}^{-1}$	$20 M_\odot \text{yr}^{-1}$

\* The SFR was recomputed following cosmology with  $H_0 = 60 \text{ km} \cdot \text{s}^{-1} \cdot \text{Mpc}^{-1}$ ,  $\Omega_M = 0.3$  and  $\Omega_\Lambda = 0.7$

and GRB 980703 ( $M_{B_{rest}} = -21.27$ ) we performed the theoretical modeling of the continuum spectral energy distribution of these hosts, making use of the spectra and our  $BVR_cI_c$  photometry (Sokolov et al. 2001b). These two examples demonstrate that  $BVR_cI_c$  photometrical spectral distribution describes well the spectral continua of the host galaxies. Furthermore, in the case of absence of the spectra of a host galaxy itself, the broad-band photometry is the only tool to study spectral energy distribution for these very distant faint galaxies with the integral 25 – 26<sup>th</sup> magnitude and fainter (see Figures 4 and 5). In fact, the identical method of the broad band SEDs fitting (and determination of redshift, luminosity, stellar mass, age, metallicity and other parameters) is widely used in recent studies of very distant and faint (28-th magnitude) galaxies involving results of the broad-band photometry in near and middle IR. The example of best-fit stellar population models at  $z \sim 7$  are shown in the paper: "The evolution of  $z = 7 - 8$  galaxies from IRAC observations of the DEEP/WIDE-AREA WFC3/IR ERS and ULTRADEEP WFC3/IR HUDF" (see Fig.1 in (Labbé et al. 2009)).

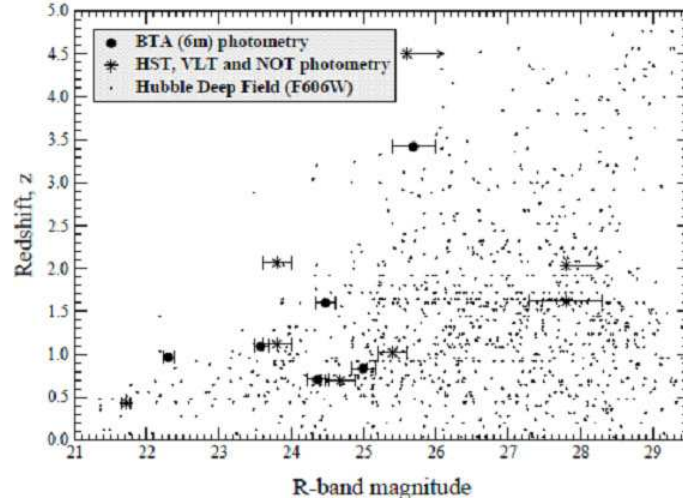


**Figure 3.** The best fit for the spectral energy distribution (SED) model to the  $BVR_cI_c$  photometry of the GRB 970508 host galaxy ( $z = 0.8349$ ), assuming the Calzetti extinction law. Also the upper limit of HST/NICMOS  $H$ -band is plotted (Left). The observed wavelengths are given in (Sokolov et al. 2001a).

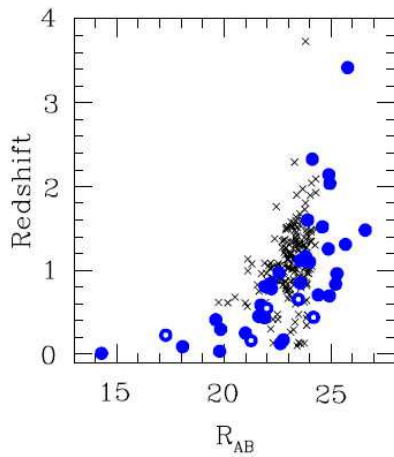
To summarize the results of the GRB host modeling (Sokolov et al. 2001a,b), we can conclude the following. (i) Broad-band flux spectra of GRB host galaxies are well fitted by SEDs of the *local starburst galaxies*. (ii) UV part of GRB host galaxy SEDs is properly described by theoretical models with *young burst* star formation. Moreover, for  $z \sim 1$  in the optical waveband, in fact, we observe only star-forming regions in GRB host galaxies, because they dominate the rest-frame UV part of the spectrum. (iii) It is important to take into account the effects of the *internal extinction* in the modeling of GRB host galaxy SEDs. (iv) GRB host galaxies seem to be the same as galaxies at the same redshift.

So, we have concluded that long-duration GRBs seem to be closely related to vigorous massive star-forming in their host galaxies. It should be noted that the SFR in the host galaxies is unlikely to be much higher than in galaxies at the same redshifts ( $z \gtrsim 1$ ). At this redshift the mean star formation rate is  $\sim 20 - 60 M_{\odot} \text{yr}^{-1}$  (see also Blain et al.(2000)). For these reasons we conclude that GRB host galaxies seem to be similar to field galaxies at the same redshift (Sokolov et al. 2001a,b). And at present we have the independent confirmation by Savaglio et al.(2006): GRBs are identified with ordinary galaxies indeed. In the paper was used of GRB Host Studies public archive collecting observed quantities of 32 GRB host galaxies., i.e. about half of the total number of GRBs with redshift known by January 2006. The authors present some preliminary statistical analysis of the sample, e.g. the total stellar mass, metallicity and SFR for the hosts. The total stellar mass and the metallicity for a subsample of 7 hosts at  $0.4 < z < 1$  are consistent with the mass-metallicity relation found for normal star-forming galaxies in the same redshift interval.

And in a later study ((Savaglio et al. 2008) and references therein) formulated more definite conclusions but for the *larger redshift* GRB hosts: There is no clear indication that GRB host galaxies belong to a special population. Their properties are those expected for normal star-forming galaxies, from the local to the most distant universe. Metallicities measured from UV absorption lines in the cold medium of GRB hosts at  $z > 2$  (GRB-DLAs) are in a similar range. Combining this with the results for  $z < 1$  GRB hosts, we see no significant evolution of metallicity in GRB hosts in the interval  $0 < z < 6$ . And the outcome in the paper by Savaglio et al.(2008):



**Figure 4.** The observed  $R$ -band magnitude vs. spectroscopic redshift for the first 12 GRB host galaxies. The BTA  $R$ -band magnitudes (from (Sokolov et al. 2001a)) are marked with circles, while asterisks refer to the results of other authors. Also the HDF F606W magnitude vs. *photometrical redshift* distribution is plotted. Catalog of the F606W magnitudes and photometrical redshifts was used from Fernández et al.(1999).



**Figure 5.** The observed magnitudes as a function of redshift from the paper by Savaglio et al.(2008) for GRB hosts (filled circles) and Gemini Deep Survey field galaxies (crosses,Abraham et al.(2004)). The filled circles with white dots are short-GRB hosts.

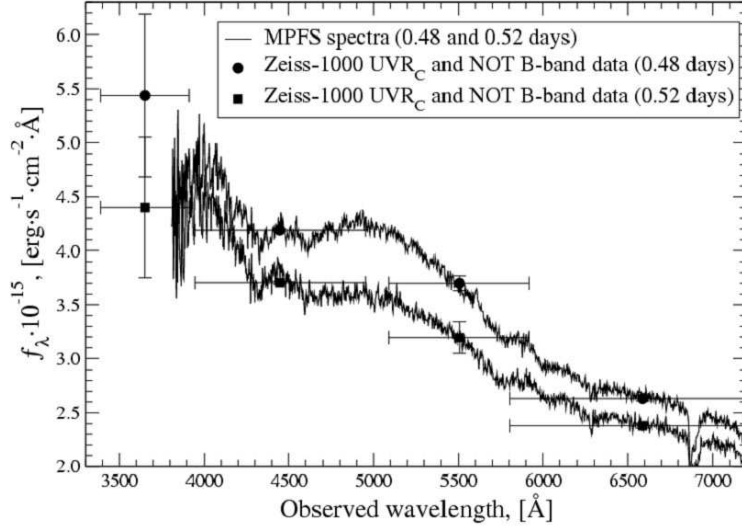
GRB hosts should not be special, but normal, *faint*, star-forming galaxies (the most abundant), detected at any  $z$  just because a GRB event has occurred.

And again on metallicities and the GRB hosts (Mannucci et al. 2011): Many recent studies have attempted to find similarities and differences between the GRB host population and the normal field galaxy one (see, for example, Fynbo et al. (2008)). In particular, these studies compared the observed mass-metallicity relation (or luminosity-metallicity relation) of the two populations. From the analysis of a whole sample of known GRB hosts, Savaglio et al. (2009) concluded again that there is no clear indication that GRB host galaxies belong to a special population. Their properties are those expected for normal star-forming galaxies, from the local to the most distant universe. Mannucci et al. (2011) have compared the metallicity properties of a sample of 18 GRB host galaxies with those of the local field population. In particular, they have found that GRB hosts do follow the Fundamental Metallicity Relation (FMR) recently found by (Mannucci et al. 2010a). *This fact implies that GRB hosts do not differ substantially from the typical galaxy population.* The typical low, sub-solar metallicity found in many recent studies (e.g., Savaglio et al. 2009, Levesque et al. 2010), and references therein) does not necessary mean that GRBs occur in special, low metallicity galaxies, and that a direct link between low metallicity and GRB production exists. The low metallicities of observed long GRB hosts is a consequence of the high star formation environment. The SFR appears to be the primary parameter to generate GRB events (Campisi et al. 2011).

### **3. The direct connection between long-duration GRBs and massive stars (GRB–CCSN)**

Thus, from the aforesaid, it follows that there are multiple long lines of evidence that long-duration ( $\sim 1s - 100s$ ) GRBs are associated with collapse of massive stars, occurring in regions of active star formation embedded in dense clouds of dust and gas. But at present it can be already said with confidence about a direct relation between GRBs and massive progenitor stars of CCSNe. Identification of GRB 980425 with CCSN SN1998bw (Galama et al. 1998) is considered to be the first one. Correspondingly, since 1998 another direction (parallel to the study of GRB hosts) was observation of mysterious optical transients (OTs) related with GRBs (Sokolov et al. 1998; Zharikov et al. 1999). From the very beginning the main aim of these observations was (see Figure 1) the study of the photometric features in GRB optical afterglow light curves connected with an underlying SN (Sokolov et al. 2001c).

On the one hand, as was said above, from the observational site, the GRB/CCSN picture was indirectly supported already (e.g., Frail et al. 2002, Sokolov et al. 2001a) by the fact that all GRB hosts are star-forming, and in some cases even star-bursting galaxies. And on the other hand indeed, some GBRs have shown rebrightening and flattening in their late optical afterglows, which have been interpreted as emergence of the underlying SN light curve (Zeh et al. 2004). The key finding is photometric evidence of a late-time bump in all afterglows with a redshift  $z \lesssim 0.7$  (including GRBs 030329 and 031203 with the spectroscopic confirmed GRB/CCSN connection, see below).

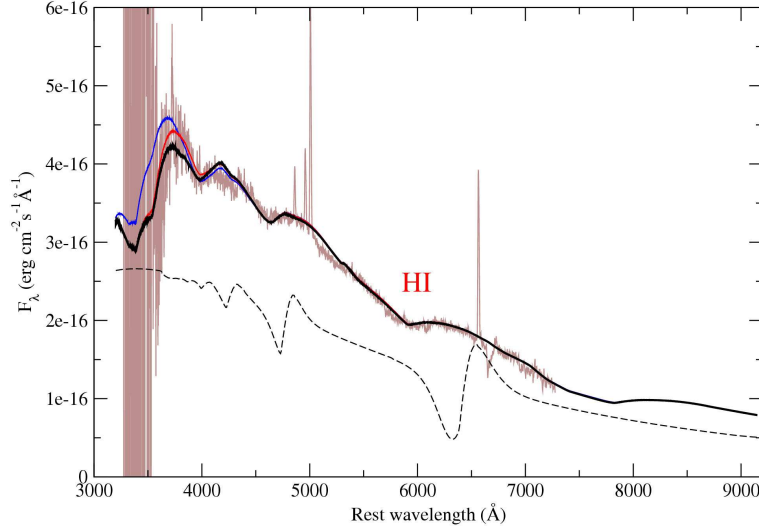


**Figure 6.** The earliest spectroscopy of the GRB 030329 afterglow with the 6-m telescope (MPFS/BTA), and the photometry with Zeiss-1000 & NOT (from (Sokolov et al. 2003; Kurt et al. 2005)).

For larger redshifts the data is usually not of sufficient quality, or the SN is simply too faint, in order to search for such a feature in the late-time afterglow light curve. (In addition, the rebrightening in late optical afterglows for the large  $z$  is to be observable already in near IR.) This extra light is modeled well by a SN component, peaking  $(1+z)(15...20)$  days after a burst. This, together with the spectral confirmation of SN light in the afterglows of GRB 021211, 030329, and 031203 further supports the view that in fact all long-duration GRBs show SN bumps in their late-time optical afterglows. Given the fact that a strong late-time bump was also found for (X-ray flash) XRF 030723 (Fynbo et al. 2004) and for XRF 020903 (with spectroscopic confirmation of underlying SN light (Soderberg et al. 2005) might indicate that this conclusion holds also for XRFs. So, a systematic study on the GRB afterglows with this approach suggests that all long-duration GRBs are associated with SNe (Zeh et al. 2004). Now the GRBs and SNe with spectroscopically confirmed connection are known: GRB 980425/SN 1998bw ( $z = 0.0085$ ), GRB 030329/SN 2003dh ( $z = 0.1687$ ), GRB 031203/SN 2003lw ( $z=0.1055$ ), GRB/XRF 060218/SN2006aj ( $z = 0.0335$ ), GRB 100316D/SN2010bh ( $z = 0.059$ ) (see also the review by Hjorth et al.(2011) and references therein). Besides, it is possible to include to this list such objects as XRF 080109/SN2008D ( $z = 0.0065$ , see below). Figures 6-9 show results of spectroscopic observations of some objects from the list with the 6-m telescope.

Thereby, long durations GRBs may be the beginning of CCSN explosion, and GRB is a signal allowing us to catch the SN at the very beginning of the explosion. At least it seems that the closer GRB has the more features of SN nearby GRBs can show spectroscopic signs of SNe. And though the phenomenon (GRB) is unusual, but the object-source (SN) is not too unique (this is similar to the situation with GRB host galaxies, see before). A popular conception of the

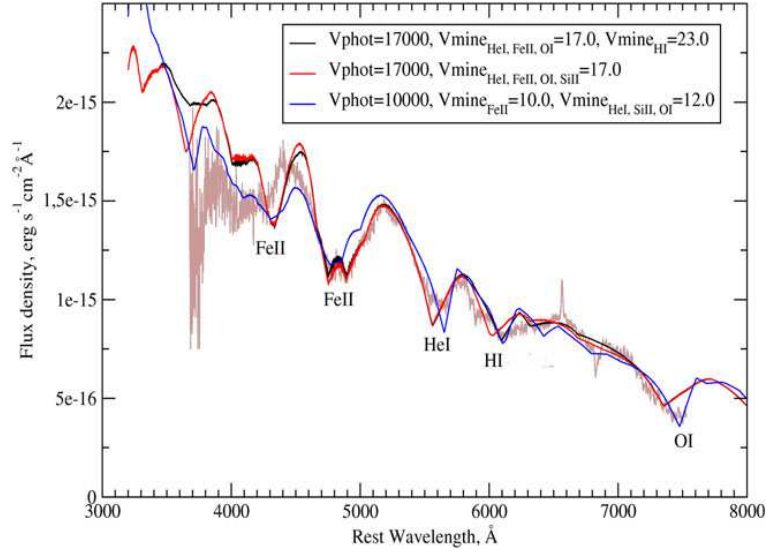




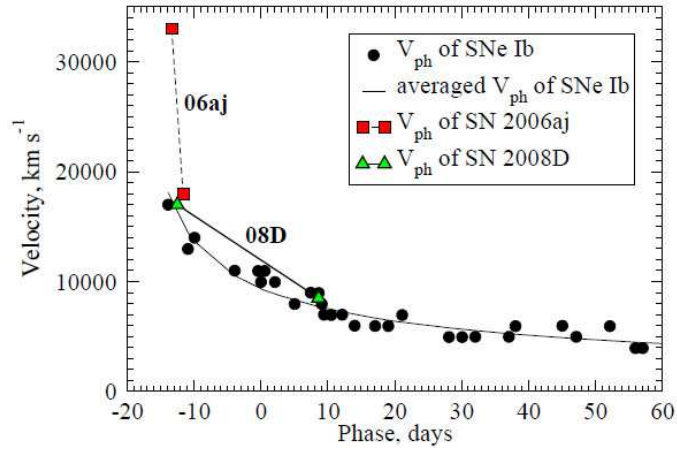
**Figure 7.** The SN 2006aj spectrum in rest wavelengths obtained with BTA in 2.55 days after XRF/GRB 060218 (Sonbas et al. 2008). The fitting by synthetic (SYNOW: (Branch et al. 2001; Elmhamdi et al. 2006)) spectra with the velocity of the photosphere ( $V_{phot}$ ), all elements and their ions equal to  $33,000 \text{ km s}^{-1}$  is shown by smooth lines differing only in the blue range of the spectrum at  $\lambda < 4000 \text{ Å}$ . H I denotes the  $H_{\alpha}$  PCyg profile at  $V_{phot} = 33,000 \text{ km s}^{-1}$ . A model spectrum for the photosphere velocity  $8000 \text{ km s}^{-1}$  is shown for example by the dashed line as an example of the  $H_{\alpha}$  PCyg profile.

relation between long-duration GRBs and CCSNe is shown in Figure 10. A narrow gamma-ray emission (GRB) is observed along the SN explosion axis, but closer to the equatorial plane we can observe mainly only an isotropic XRF related to the shock break out effect. This can explain why most local SNe do not show any GRB, though they show a powerful and short XRF (as was in the case of XRF 080109/SN2008D). The probability of getting into a narrow beam of gamma-ray quanta decreases as the Lorentz factor  $\Gamma$  increases (the picture from Woosley et al.(2006)).

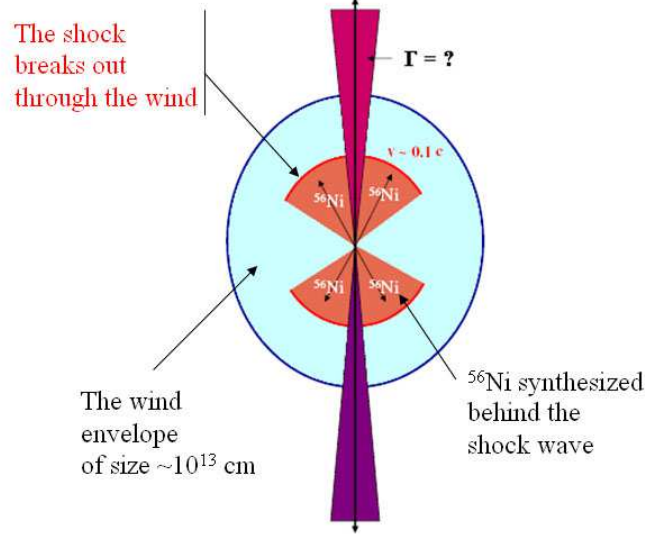
More on puzzles of CCSNe and the GRB-SN connections see in Hjorth et al.(2011), though while it is not clear that the same mechanism that generates the GRB is also responsible for exploding the star. Or a strongly non-spherical explosion may be a generic feature of CCSNe of all types (Leonard et al. 2006). The searching for more Sp. confirmed pairs of GRBs (XRFs) and SNe in future observations is very important for understanding the nature of the GRB-SN connection, the nature of GRBs, and, eventually the mechanism itself of CCSNe explosion. In the context of aforesaid about GRB host galaxies, the accumulation of information on the GRB-SN connections can be considered as *the second result* of identification of GRBs. Now long-duration GRBs are identified with (may be) ordinary massive CCSNe. So, we have the *massive* star-forming in GRB hosts and *massive* star explosions CCSN/GRB. The question "What kind of objects are the progenitors of GRBs?" (see Figure 1) becomes especially important at very high redshifts  $z \gtrsim 10$ .



**Figure 8.** The spectrum of XRF080109/SN 2008D (from (Moskvitin et al. 2010)). Physical conditions in the envelope of this SN were modelled with the SYNOW code (Branch et al. 2002).



**Figure 9.** Velocity at the photosphere, as inferred from Fe II lines, is plotted against time after maximum light. The line is a power-law fit to the data, with SN 1998dt at 32 days (open circle) excluded (see Figure 22 in Branch et al.(2002)). Squares (SN 2008D) and diamonds (SN 2006aj) are photospheric velocities, inferred from our spectra (Moskvitin et al. 2010).

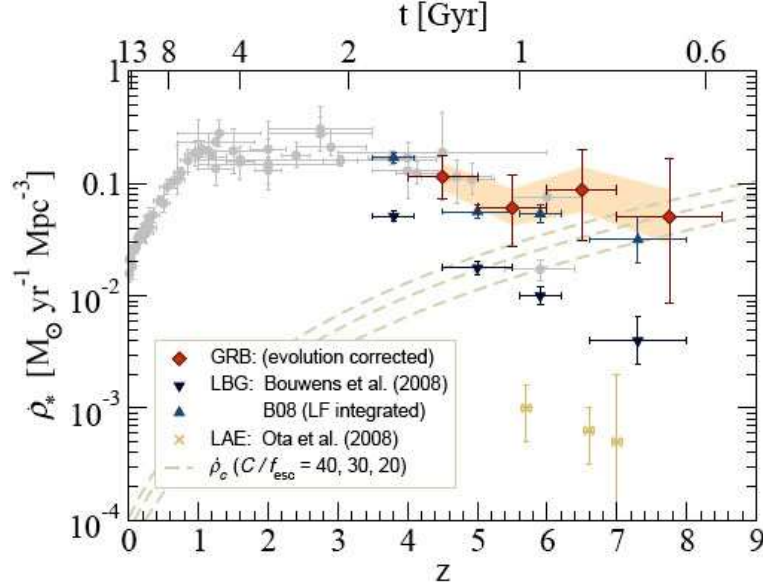


**Figure 10.** The schematic model of the asymmetric explosion of a GRB/SN progenitor.

#### 4. The GRB rate and SFR at high redshifts and conclusions

Thus the long-duration GRBs are explosions associated to the collapse of shortlived massive stars ( $\sim 30M_{\odot}$ ), with peak emission at sub-MeV energies, where dust extinction is not an issue. Then the fluxes of these events can be detected eventually *from any redshift*. The death rate of massive shortlived stars (CCSNe rate) resembles their formation rate (massive SFR). If the massive SFR straight proportional to the GRB formation rate ( $\text{SFR} \sim \text{GRBR}$ ), then the GRB rate (GRBR) can be used as a potential tracer of the massive SFR in the distant universe (Ramirez et al. 2000). If the  $\text{GRBR} \sim \text{SFR}$  up to the high redshifts the questions arises: Is a fast decrease of SRF at  $z > 4$  observed indeed, which is to be observed in cosmological models? Is there any difference between the GRBR and SFR beyond  $z \sim 4$ ? Below are some comments on SFR in galaxies with large redshifts (see Section 2) and on GRBs which serve now as powerful probes of the SFR at the highest redshifts.

Indeed, as long-duration GRBs are associated with massive stars, therefore with regions of star formation, they (GRBs) are good candidates to study the SFR density. The GRB 090423 at  $z = 8.2$  (see also Cucchiara et al.(2011)) on a photometric redshift of  $z \sim 9.4$  for GRB 090429B) have further extended the redshift interval where the estimates of SFR evolution can be done, in a regime never explored before. Kistler et al.(2009) have compared SFR for different field galaxy samples with SFR derived from GRBs. It is based on the idea - the GRBR in galaxies is proportional to the SFR and that the ratio does not change with  $z$ . The normalization of GRB SFR density is done by taking the SFR density value at low redshift for which the density of the GRBR is estimated (Ramirez et al. 2000).



**Figure 11.** The cosmic star formation density from Kistler et al.(2009). Light circles are the data from Hopkins et al. (2006). Crosses are from Lyman- $\alpha$  emitters (LAE). Down and up triangles are Lyman-break galaxies (LBGs) for two UV luminosity functions. The SFR inferred from GRBs (red diamonds) indicate *the strong contribution from small galaxies generally not accounted for in the observed LBG luminosity function.*

The SFR can remain high (see Figure 11) at least up to redshifts about 8 (Kistler et al. 2009). They also see no evidence for a strong peak in the SFR versus  $z$ . The agreement with direct observations, corrected for galaxies below detection thresholds, suggests that the GRB-based estimates incorporate the bulk of high- $z$  star formation down to the faint galaxies. At  $z = 8$ , GRB SFR density is consistent with LBG measurements after accounting for unseen galaxies at the faint-end UV luminosity function. This implies that not all star-forming galaxies at these  $z$  are currently being accounted for in deep surveys. GRBs provide the contribution to the SFR from small galaxies – *the typical GRB host at high redshift might be a small star forming galaxy*. Yan et al.(2009) come to analogous conclusions in their independent study of the high redshift SFR density with a glance at *the large number of low luminosity galaxies* (up to  $M = 15.0$  mag.). May be no steep drop or fast decrease exists in the SFR up to  $z \sim 10$  indeed. In any case these results already affect the choice of cosmological parameters and star formation models on the cosmic star formation history in CDM cosmological simulations (Choi et al. 2009, 2011).

And some conclusions:

1. The main conclusions resulting from the investigation of the GRB hosts (In point of fact, this is the first result of the GRB optical identification in 2001 with already known objects.): GRBs are identified with ordinary (or the most numerous in the universe at any  $z$ ) galaxies up

to  $\sim 28$  st. magnitudes and more. The GRB hosts should not be special, but normal, faint, star-forming galaxies (the most abundant), detected at any  $z$  just because a GRB event has occurred. The GRB hosts do not differ in anything from other galaxies with close redshifts: neither in colours, nor in spectra, the massive SRFs, and the metallicities. It means that these are generally star-forming galaxies ("ordinary" for their redshifts) constituting the base of all deep surveys (Bloom et al. 2001; Djorgovski et al. 2001; Frail et al. 2002; Sokolov et al. 2001a; Savaglio et al. 2006, 2008, 2009; Mannucci et al. 2011).

2. The second result of identification of GRBs: Now long-duration GRBs are identified with (may be) ordinary *massive* CCSNe. So, we have the *massive* star-forming in GRB hosts and *massive* star explosions — CCSN/GRB. The search for differences between *nearby* SNe identified with GRBs and *distant* SNe which are to be identified with GRBs can be an additional observational cosmological test. We can ask a question analogous to that of 2001 on GRB hosts: Do GRB SNe differ from usual (local) SNe? Generally, what are redshifts at which CCSNe are quite different from local CCSNe?

3. The main conclusions on an evolution for high redshifts (if  $\text{GRBR} \sim \text{SFR} \sim \text{CCSN rate}$ ): The GRBs themselves and their hosts are already considered as a probe for studying processes of star-forming at cosmological distances up to  $z \sim 10$  and more. As the universe is transparent to gamma rays up to  $z \sim 10$  and more, in the process of study, *a new branch of observational cosmology* has arisen as a result of investigations of GRBs and their hosts. Irrespective of specific models of the GRB phenomenon, it can be said now that when observing GRBs we observe SNe which, probably, are always related to the *relativistic collapse* of massive stellar cores in very distant galaxies. And at what  $z(> 10-50?)$  are GRBs and massive CCSNe un-observable already? Now it could just be the main cosmological GRB-CCSN test.

## References

- Abraham R. G., Glazebrook K., McCarthy P. J. et al. 2004, *AJ*, **127**, 2455  
 Blain A. W. & Natarajan P., 2000, *MNRAS*, **312**, L39 (arXiv:astro-ph/9911468), see Figure 1.  
 Bloom J.S., Djorgovski S. G., Kulkarni S. R., 2001, *ApJ*, **554**, 678  
 Boella G. et al., 1997, *A&AS*, **122**, 299  
 Branch D., Baron E., Jeffery D. J., 2001, as a Chapter in "Supernovae and Gamma-Ray Bursters" in *Lecture Notes in Physics* (Springer-Verlag), ed. K. W. Weiler., vol. 598, p.47-75 (arXiv:astro-ph/0111573)  
 Branch, D. et al. 2002, *ApJ*, **566**, 1005  
 Campisi M. A. et al. 2011, arXiv:astro-ph/1105.1378v1, submitted *MNRAS*  
 Choi J., Nagamine K., 2009, arXiv:astro-ph/0909.5425 (Effects of cosmological parameters and star formation models on the cosmic star formation history in LambdaCDM cosmological simulations.)  
 Choi J., Nagamine K., 2011, 4. arXiv:astro-ph/1101.5656 (On the inconsistency between the estimates of cosmic star formation rate and stellar mass density of high redshift galaxies.)  
 Costa E. et al., 1997, *Nature*, **387**, 783  
 Cucchiara A., Levan A. J., Fox D. B et al., 2011, arXiv:astro-ph/1105.4915

- Djorgovski S. G., Kulkarni S. R., Bloom J. S., et al. 2001, invited review in proc. "Gamma-Ray Bursts in the Afterglow Era: 2nd Workshop", eds. Costa E. et al., ESO Astrophysics Symposia, Berlin: Springer Verlag, p. 218 (arXiv:astro-ph/0107535)
- Elmhamdi A. et al., 2006, *A&A*, **450**, 305 (arXiv:astro-ph/0512572)
- Fernández-Soto A., Lanzetta, K.M., Yahil, A., 1999, *ApJ*, **513**, 34
- Frail, D. A. et al. 2002, *ApJ*, **565**, 829
- Fynbo L. P. U., et al. 2008, *ApJ*, **683**, 321
- Fynbo, J. U. P. et al. 2004, *ApJ*, **609**, 962
- Galama, T.J., Groot, P.J., van Paradijs, J., et al. 1998, *ApJ*, **497**, L13
- Hjorth J., Bloom J. S., 2011, arXiv:astro-ph/1104.2274v1
- Hogg, D. W., Fruchter, A. S., 1999, *ApJ*, **520**, 54
- Hopkins A. M., Beacom J. F., 2006, *ApJ*, **651**, 142
- Kistler, M. D. et al, 2009, *ApJ*, **705**, L104
- Kurt V. G. et al., 2005, *Nuovo Cim.*, **C28**, 521 (arXiv:astro-ph/0505535)
- Labbé I., González V., Bouwens R. J., et al., 2009, astro-ph/arXiv:0911.1356v2
- Leonard D. C., Filippenko A. V. et al., 2006, arXiv:astro-ph/0603297
- Levesque E. M. et al., 2010, *AJ*, **140**, 1557
- Mannucci F. et al., 2010, *MNRAS*, **408**, 2115
- Mannucci F, Salvaterra R., Campisi M. A., 2010, arXiv:astro-ph/1011.4506, *MNRAS*, in press
- Mannucci F, Salvaterra R., Campisi M. A., 2011, arXiv:astro-ph/1011.4506v2, *MNRAS*, in press
- Moskvitin et al., 2010, *Astrophys. Bull.*, **65**, 132 (arXiv:astro-ph 1004.2633)
- Ramirez-Ruiz E, Fenimore E. E. & Trentham N., 2000, arXiv:astro-ph/0010588, talk given at the CAPP2000 Conference on Cosmology and Particle Physics, Verbier, Switzerland, eds. J. Garcia-Bellido, R. Durrer and M. Shaposhnikov, (AIP,2001)
- Salvaterra R. et al., 2009, *Nature*, **461**, 1258
- Savaglio S., Glazebrook K., Le Borgne D., 2006, arXiv:astro-ph/0601528v2
- Savaglio S., Glazebrook K., Le Borgne D., 2008, arXiv:astro-ph/0803.2718v3
- Savaglio S., Glazebrook K., and Le Borgne D., 2009, *ApJ*, **691**, 182
- Soderberg, A. M. et al. 2005, *ApJ*, **627**, 877 (arXiv:astro-ph/0502553)
- Sokolov V.V., Kopylov A.I., Zharikov S.V., et al., 1998, *A&A*, **334**, 117
- Sokolov V.V., Zharikov S.V., Baryshev Yu.V. et al., 1999, *A&A*, **344**, 43
- Sokolov V.V., Fatkhullin T., Castro-Tirado A.J., et al., 2001a, *A&A*, **372**, 438
- Sokolov V. V. et al., 2001b, *Bull. Spec. Astrophys. Obs.*, **51**, 48-50
- Sokolov V., 2001c, in Proc. "Gamma-Ray Bursts in the Afterglow Era: 2nd Workshop", eds. Costa E. et al., ESO Astrophysics Symposia, Berlin: Springer Verlag, p. 136 (arXiv:astro-ph/0102492)
- Sokolov V. V. et al., 2003, *Bull. Spec. Astrophys. Obs.* **56**, 5-14 (arXiv:astro-ph/0312359)
- Sonbas et al., 2008, *Astrophys. Bull.*, **63**, 228 (arXiv:astro-ph 0805.2657)
- Tanvir N. et al., 2009, *Nature*, **461**, 1254
- van Paradijs J. et al., 1997, *Nature*, **386**, 686
- Woosley S., Heger A., 2006, *AIP Conf. Proc.*, **836**, 398-407 (arXiv:astro-ph/0604131)
- Yan H. et al., 2009, arXiv:astro-ph/0910.0077v1, v2 and v3
- Zafar T. et al., 2011, arXiv: astro-ph/1102.1469v2, Fig.A.2
- Zeh A., Klose S., Hartmann D. H., 2004, arXiv:astro-ph/0503311, in Proc of the 22nd Texas

- Symposium on Relativistic Astrophysics at Stanford. Stanford California, Dec. 13-17, 2004.  
ed. Chen P, et al.
- Zharikov S V., Sokolov V. V, and Baryshev Yu. V., 1998, A&A, **337**, 356
- Zharikov S. V. and Sokolov V. V., 1999, A&ASS, **138**, 485