

MONOTONE SWITCHING NETWORKS FOR DIRECTED CONNECTIVITY ARE STRICTLY MORE POWERFUL THAN CERTAIN-KNOWLEDGE SWITCHING NETWORKS

AARON POTECHIN
MIT
POTECHIN@MIT.EDU

ABSTRACT. L (Logarithmic space) versus NL (Non-deterministic logarithmic space) is one of the great open problems in computational complexity theory. In the paper “Bounds on monotone switching networks for directed connectivity”, we separated monotone analogues of L and NL using a model called the switching network model. In particular, by considering inputs consisting of just a path and isolated vertices, we proved that any monotone switching network solving directed connectivity on N vertices must have size at least $N^{\Omega(\lg(N))}$ and this bound is tight.

If we could show a similar result for general switching networks solving directed connectivity, then this would prove that $L \neq NL$. However, proving lower bounds for general switching networks solving directed connectivity requires proving stronger lower bounds on monotone switching networks for directed connectivity. To work towards this goal, we investigated a different set of inputs which we believed to be hard for monotone switching networks to solve and attempted to prove similar lower size bounds. Instead, we found that this set of inputs is actually easy for monotone switching networks for directed connectivity to solve, yet if we restrict ourselves to certain-knowledge switching networks, which are a simple and intuitive subclass of monotone switching networks for directed connectivity, then these inputs are indeed hard to solve.

In this paper, we give this set of inputs, demonstrate a “weird” polynomially-sized monotone switching network for directed connectivity which solves this set of inputs, and prove that no polynomially-sized certain-knowledge switching network can solve this set of inputs, thus proving that monotone switching networks for directed connectivity are strictly more powerful than certain-knowledge switching networks.

Acknowledgement:

This material is based on work supported by the National Science Foundation Graduate Research Fellowship under Grant No. 0645960.

1. INTRODUCTION

L versus NL , the problem of whether non-determinism helps in logarithmic space bounded computation, is a longstanding open question in computational complexity. At present, only a few results are known. It is known that the problem is equivalent to the question of whether there is a log-space algorithm for the *directed connectivity* problem, namely given an N vertex directed graph G and pair of vertices s, t , find out if there is a directed path from s to t in G . In 1970, Savitch [8] gave an $O(\log^2 N)$ -space deterministic algorithm for directed connectivity, thus proving that $NSPACE(g(n)) \subseteq DSPACE((g(n))^2)$ for every space constructable function g . In 1987 and 1988, Immerman [2] and Szelepcsényi [9] independently gave an $O(\log N)$ -space non-deterministic algorithm for directed *non-connectivity*, thus proving that $NL = co-NL$. For the problem of *undirected connectivity* (i.e. where the input graph G is undirected), a probabilistic algorithm was shown in 1979 using random walks by Aleliunas, Karp, Lipton, Lovász, and Rackoff [1], and in 2005, Reingold [7] gave a deterministic $O(\log N)$ -space algorithm for the same problem, showing that undirected connectivity is in L . Trifonov [10] independently gave an $O(\lg N \lg \lg N)$ algorithm for undirected connectivity.

In terms of monotone computation, in 1988 Karchmer and Wigderson [3] showed that any monotone circuit solving undirected connectivity has depth at least $\Omega((\lg N)^2)$, thus proving that undirected connectivity is not in monotone- NC^1 and separating monotone- NC^1 and monotone- NC^2 . In 1997 Raz and McKenzie [5] proved that monotone- $NC \neq$ monotone- P and for any i , monotone- $NC^i \neq$ monotone- NC^{i+1} .

Potechin [4] separated monotone analogues of L and NL using the switching network model, described in [6]. In particular, Potechin [4] proved that any monotone switching network solving directed connectivity on N vertices must have size at least $N^{\Omega(\lg(N))}$ and this bound is tight. To do this, Potechin [4] first proved the result for certain-knowledge switching networks, which are a simple and intuitive subclass of monotone switching networks for directed connectivity. Potechin [4] then proved the result for all monotone switching networks solving directed connectivity using Fourier analysis and a partial reduction from monotone switching networks for directed connectivity to certain-knowledge switching networks.

However, proving good non-monotone bounds requires proving stronger lower bounds on monotone switching networks for directed connectivity. The reason is that Potechin [4] obtained the above results by considering inputs consisting of just a path and isolated vertices, which are the hardest inputs for monotone algorithms to solve but which are easy for non-monotone algorithms to solve. To obtain lower bounds on general switching networks for directed connectivity, we must consider different inputs, and a lower size bound on all switching networks for directed connectivity solving these inputs implies the same lower bound on all monotone switching networks solving these inputs.

In this paper, we consider a set of inputs which we originally thought were hard for monotone switching networks to solve. Instead, we show that there is a monotone switching network for directed connectivity of polynomial size which solves these inputs, but any certain-knowledge switching network solving these inputs must have super-polynomial size. Thus, monotone switching networks for directed connectivity are strictly more powerful than certain-knowledge switching networks.

To properly state these results, we must first recall some definitions from Potechin [4] and introduce a few new definitions. These definitions will be used throughout the paper.

1.1. Definitions.

Definition 1.1. A switching network for directed connectivity on a set $V(G)$ of vertices with distinguished vertices s, t is a tuple $\langle G', s', t', \mu' \rangle$ where G' is an undirected multi-graph with distinguished vertices s', t' and μ' is a labeling function such that each edge $e' \in E(G')$ has a label of the form $v_1 \rightarrow v_2$ or $\neg(v_1 \rightarrow v_2)$ for some vertices $v_1, v_2 \in V(G)$.

We say that such a switching network is a switching network for directed connectivity on N vertices, where $N = |V(G)|$, and we take its size to be $|V(G')|$. A switching network for directed connectivity is monotone if it has no labels of the form $\neg(v_1 \rightarrow v_2)$.

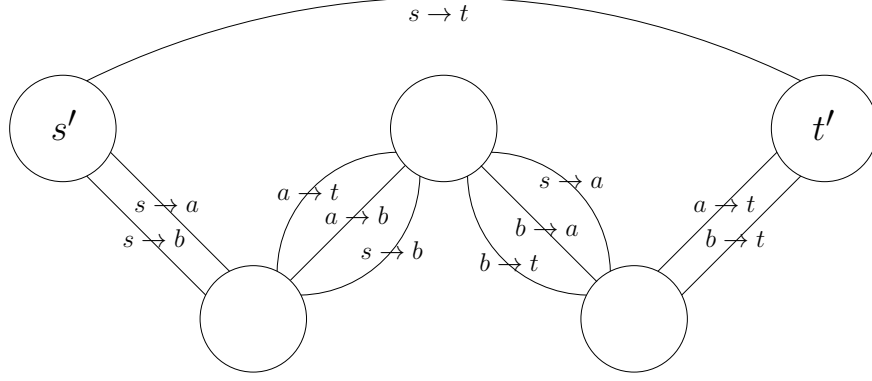


FIGURE 1. In this figure, we have a monotone switching network that solves directed connectivity on $V(G) = \{s, t, a, b\}$. There is a path from s' to t' in G' whose labels are consistent with the input graph G if and only if there is a path from s to t in G . For example, if we have the edges $s \rightarrow a$, $a \rightarrow b$, and $b \rightarrow t$ in G , so there is a path from s to t in G , then in G' , starting from s' , we can take the edge labeled $s \rightarrow a$, then the edge labeled $a \rightarrow b$, then the edge labeled $s \rightarrow a$, and finally the edge labeled $b \rightarrow t$, and we will reach t' . If in G we have the edges $s \rightarrow a$, $a \rightarrow b$, $b \rightarrow a$, and $s \rightarrow b$ and no other edges, so there is no path from s to t , then in G' there is no edge that we can take to t' , so there is no path from s' to t' .

Definition 1.2. We say a switching network G' for directed connectivity on a set of vertices $V(G)$ accepts an input graph G if there is a path P' in G' from s' to t' whose edges are all consistent with the input graph G (i.e. of the form e for some edge $e \in E(G)$ or $\neg e$ for some $e \notin E(G)$).

We say a switching network for directed connectivity is sound if it does not accept any input graphs G on the set of vertices $V(G)$ which do not have a path from s to t .

We say a switching network for directed connectivity is complete if it accepts all input graphs G on the set of vertices $V(G)$ which have a path from s to t .

If G' is a switching network for directed connectivity on a set of vertices $V(G)$, then we say that G' solves directed connectivity on $V(G)$ if G' is both complete and sound.

Definition 1.3. Given a nonempty set I of input graphs G on a set of vertices $V(G)$ with distinguished vertices s, t , let I_A be the set of input graphs in I which contain a path from s to t and let I_R be the set of input graphs in I which do not contain a path from s to t . If $I_A \neq \emptyset$ and $I_R \neq \emptyset$, we say that a switching network G' for directed connectivity on $V(G)$ solves the set of inputs I if G' accepts all $G \in I_A$ and G' does not accept any $G \in I_R$. If $I_R = \emptyset$, we say that a switching network G' for directed connectivity on $V(G)$ solves the set of inputs $I = I_A$ if G' is sound and G' accepts all $G \in I_A$. If $I_A = \emptyset$, we say that a switching network G' for directed connectivity on $V(G)$ solves the set of inputs $I = I_R$ if G' is complete and G' does not accept any $G \in I_R$.

Proposition 1.4. If G' is a switching network for directed connectivity on a set of vertices $V(G)$, then G' solves directed connectivity on $V(G)$ if and only if G' solves the set I of all possible input graphs G on the set of vertices $V(G)$.

In this paper, we will consider monotone switching networks G' for directed connectivity which solve a set of inputs $I = \cup_i \{G_i\}$ where each input graph G_i contains a path from s to t . Thus, in this paper we will only consider sound monotone switching networks for directed connectivity, but these switching networks may not be complete.

We now define the difficulty of a set of inputs for monotone switching networks for directed connectivity.

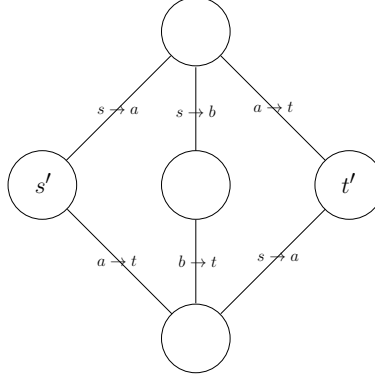


FIGURE 2. In this figure, we have a monotone switching network G' for directed connectivity on $V(G') = \{s, t, a, b\}$. G' accepts an input graph G if and only if G either has the edges $s \rightarrow a$ and $a \rightarrow t$ or has the edges $s \rightarrow b$ and $b \rightarrow t$ and at least one of the edges $s \rightarrow a$, $a \rightarrow t$. Thus, G' is sound but not complete.

Definition 1.5. Given a non-empty set of inputs I of input graphs with vertex set $V(G)$, let $M(I)$ be the size of the smallest monotone switching network for directed connectivity on $V(G)$ which solves the set of inputs I .

In this paper, we will consider families of inputs $\mathcal{I} = \{I_n\}$ where for each n , I_n consists of input graphs on n vertices.

Definition 1.6. We say a family of sets of inputs $\mathcal{I} = \{I_n\}$ is easy for monotone switching networks for directed connectivity if there is a polynomial $p(n)$ such that for all n , $M(I_n) \leq p(n)$. If not, we say that it is hard for monotone switching networks for directed connectivity.

Potechin [4] introduced a subclass of monotone switching networks for directed connectivity called certain-knowledge switching networks which are simple but nevertheless have considerable power. They are defined as follows:

Definition 1.7. A knowledge set K is a directed graph with $V(K) = V(G)$, and we represent K by the set of its edges.

Given a knowledge set K , define the transitive closure \bar{K} of K as follows:

If there is no path from s to t in K , then $\bar{K} = \{v_1 \rightarrow v_2 : v_1 \neq v_2, \text{ there is a path from } v_1 \text{ to } v_2 \text{ in } K\}$.

If there is a path from s to t in K , then \bar{K} is the complete directed graph on $V(G)$.

Each transitive closure represents an equivalence class of knowledge sets. We say $K_1 = K_2$ if $\bar{K}_1 = \bar{K}_2$ and we say $K_1 \subseteq K_2$ if $\bar{K}_1 \subseteq \bar{K}_2$ as sets.

Definition 1.8. A certain-knowledge description of a monotone switching network for directed connectivity on a set of vertices $V(G)$ is an assignment of a knowledge set $K_{v'}$ to each $v' \in V(G')$. We say a certain-knowledge description is valid if the following conditions hold:

1. $K_{s'} = \{\}$ and $K_{t'} = \{s \rightarrow t\}$.

2. If there is an edge e' with label $v_1 \rightarrow v_2$ between vertices v'_1 and v'_2 in G' , then

$K_{v'_2} \subseteq K_{v'_1} \cup \{v_1 \rightarrow v_2\}$ and $K_{v'_1} \subseteq K_{v'_2} \cup \{v_1 \rightarrow v_2\}$

We say a monotone switching network for directed connectivity is a certain-knowledge switching network if there is a valid certain-knowledge description of it.

Proposition 1.9. All certain-knowledge switching networks for directed connectivity are sound.

Proposition 1.10. The condition that $K_{v'_2} \subseteq K_{v'_1} \cup \{v_1 \rightarrow v_2\}$ and $K_{v'_1} \subseteq K_{v'_2} \cup \{v_1 \rightarrow v_2\}$ is equivalent to the condition that we can obtain $K_{v'_2}$ from $K_{v'_1}$ using only the following reversible operations on a

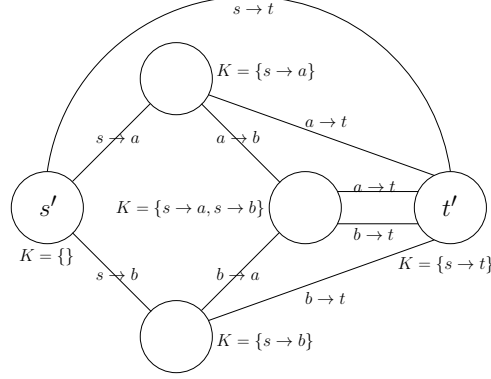


FIGURE 3. In this figure, we have a certain knowledge switching network G' solving directed connectivity on $V(G) = \{s, t, a, b\}$ together with a valid certain-knowledge description for it.

knowledge set K :

Operation 1: Add or remove $v_1 \rightarrow v_2$.

Operation 2: If $v_3 \rightarrow v_4, v_4 \rightarrow v_5$ are both in K and $v_3 \neq v_5$, add or remove $v_3 \rightarrow v_5$.

Operation 3: If $s \rightarrow t$ is in K , add or remove any edge except $s \rightarrow t$.

If this condition is satisfied, we say we can get from $K_{v'_1}$ to $K_{v'_2}$ with the edge $v_1 \rightarrow v_2$.

Similarly, two knowledge sets K_1 and K_2 are equal if and only if we can obtain K_2 from K_1 using only operations 2 and 3.

We define the difficulty of a set of inputs for certain knowledge switching networks in a similar way.

Definition 1.11. Given a non-empty set of inputs I of input graphs with vertex set $V(G)$, let $C(I)$ be the size of the smallest certain-knowledge switching network for directed connectivity on $V(G)$ which solves the set of inputs I .

Definition 1.12. We say a family of sets of inputs $\mathcal{I} = \{I_n\}$ is easy for certain-knowledge switching networks if there is a polynomial $p(n)$ such that for all n , $C(I_n) \leq p(n)$. If not, then we say it is hard for certain knowledge switching networks.

In this paper, we will often consider certain-knowledge switching networks which have a valid certain-knowledge description where all knowledge sets contain only edges of the form $s \rightarrow v$ for some $v \in V(G)$. Accordingly, we introduce the following definitions:

Definition 1.13. Given a set $V \subseteq V(G) \setminus \{s, t\}$, let K_V be the knowledge set $\cup_{v \in V} \{s \rightarrow v\}$

Definition 1.14. Given a set of vertices $V(G)$ containing s, t , let $G'(V(G), m)$ be the certain-knowledge switching network with vertices $t' \cup \{v'_V : V \subseteq V(G), |V| \leq m\}$ and all labeled edges allowed by condition 2 of Definition 1.8, where v'_V has knowledge set K_V . Note that $s' = v'_{\{\}}$.

Example 1.15. The certain-knowledge switching network shown in Figure 3 is $G'(\{s, t, a, b\}, 2)$.

Definition 1.16. Given a non-empty set of inputs I of input graphs with vertex set $V(G)$, let $sc(I)$ be the size of the smallest m such that $G'(V(G), m)$ solves the set of inputs I .

1.2. Our results. We are now ready to properly state our results. We define inputs as follows:

Definition 1.17. Let G_0 be a graph on a vertex set $V(G_0)$ with distinguished vertices s, t and let $V(G)$ be a set of vertices which also contains s and t .

If $\{s, t\}, V_0, L, R$ are disjoint subsets of $V(G)$, $V(G) = V_0 \cup L \cup R \cup \{s, t\}$, and $\phi : V_0 \cup \{s, t\} \rightarrow V(G_0)$ is a one-to-one map with $\phi(s) = s$ and $\phi(t) = t$, then let $G(G_0, V_0, L, R, \phi)$ be the graph with

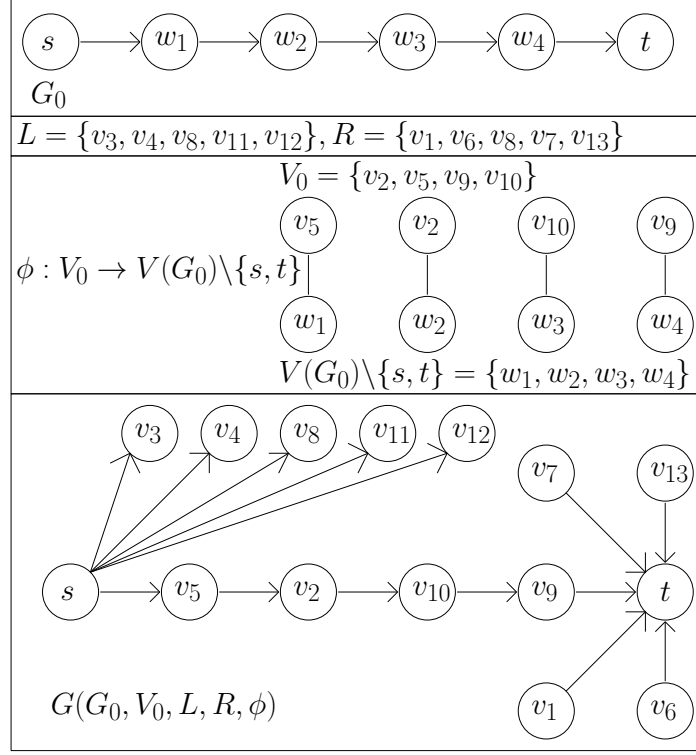


FIGURE 4. In this figure, we have the input graph of the form $G(G_0, V_0, L, R, \phi)$ for the given G_0, V_0, L, R, ϕ

$$V(G(G_0, V_0, L, R, \phi)) = V(G) \text{ and}$$

$$E(G(G_0, V_0, L, R, \phi)) = \{s \rightarrow v : v \in L\} \cup \{v \rightarrow t : v \in R\} \cup \{v \rightarrow w : (\phi(v), \phi(w)) \in E(G_0)\}$$

In Section 2, we prove the following result, which shows that even for certain-knowledge switching networks, edges of the form $s \rightarrow v, v \in L$ can make the input easier to solve.

Theorem 1.18. *If $G_0 = P$ is a path of length $k + 1$ from s to t where k is a constant and if $V(G)$ is a set of vertices of size N containing s, t , then letting I be the set of inputs of the form $G(P, V_0, L, \emptyset, \phi)$, $C(I)$ is at most $O(N \lg N)$ (where the constants depend on k).*

However, the idea used in the proof does not work if the inputs have both edges of the form $s \rightarrow v, v \in L$ and edges of the form $v \rightarrow t, v \in R$. In Section 3, we use Fourier analysis to describe more sophisticated techniques which can use edges of the form $s \rightarrow v, v \in L$ and edges of the form $v \rightarrow t, v \in R$ with equal effectiveness. Using these techniques, we prove the following result:

Theorem 1.19. *If $I_0 = \cup_i \{G_{0i}\}$ is a set of input graphs with vertex set $V(G_0)$, all of which contain a path from s to t , then given a set of vertices $V(G)$ containing s, t , letting $k = |V(G_0) - 2|$, $N = |V(G)|$, and $m = sc(I_0)$, if we let I be the set of all inputs of the form $G(G_{0i}, V_0, L, R, \phi)$, then*

$$M(I) \leq 2^{(5m+3)} k^{(3m+2)} N^3 \lg N$$

Finally, in Section 4, we show the following lower bound on certain knowledge switching networks:

Theorem 1.20. *If $G_0 = P$ is a path of length $k + 1$ from s to t , $V(G)$ is a set of vertices of size N containing s, t , and $N \geq 10k^2$, then letting I be the set of inputs of the form $G(P, V_0, L, R, \phi)$ and letting $m = 1 + \lfloor \lg k \rfloor$, $C(I) \geq \frac{1}{2} \left(\frac{N}{2^{k(k+\lg(kN))}} \right)^m$.*

We then compare Theorems 1.19 and 1.20 and show the following corollary:

Corollary 1.21. *There is a family of sets of inputs \mathcal{I} such that \mathcal{I} is hard for certain-knowledge switching networks but \mathcal{I} is easy for monotone switching networks for directed connectivity.*

In other words, monotone switching networks for directed connectivity are strictly more powerful than certain knowledge switching networks.

1.3. Notation and conventions. In this paper, we follow the notation and conventions of Potechin [4]. Throughout the paper, we use lower case letters (i.e. a, e, f) to denote vertices, edges, and functions, and we use upper case letters (i.e. G, V, E) to denote graphs and sets of vertices and edges. We use unprimed symbols to denote vertices, edges, etc. in the directed graph G , and we use primed symbols to denote vertices, edges, etc. in the switching network G' .

In this paper, we do not allow graphs to have loops or multiple edges from one vertex to another. When a graph has loops or multiple edges from one vertex to another we use the term multi-graph instead. We take all paths to be simple (i.e. we do not allow paths to have repeated vertices or edges).

2. AN EASY SET OF INPUTS

It may seem that edges of the form $s \rightarrow v$ or $v \rightarrow t$ for vertices v which are not on the path from s to t are irrelevant and should not make it easier for monotone switching networks to solve the input. However, as we will show, this is not the case. In this section, we prove Theorem 1.18, showing that such edges can in fact be useful even for certain-knowledge switching networks. We recall the statement of Theorem 1.18 below.

Theorem 1.18. *If $G_0 = P$ is a path of length $k + 1$ from s to t where k is a constant and if $V(G)$ is a set of vertices of size N containing s, t , then letting I be the set of inputs of the form $G(P, V_0, L, \emptyset, \phi)$, $C(I)$ is at most $O(N \lg N)$ (where the constants depend on k).*

Proof. The case $k = 0$ is trivial, so we assume that $k \geq 1$.

Consider the following procedure for building a certain knowledge switching network G' :

1. Choose an ordering v_1, \dots, v_{N-2} of the vertices $V(G) \setminus \{s, t\}$
2. For each $i \in [1, N - 2]$, let $V_i = \cup_{j=1}^i v_j$ and add a vertex with knowledge set K_{V_i} to G' . We take $V_0 = \{s\}$ and $K_{V_0} = \{s\}$, so s' is the vertex in G' with vertex set K_{V_0} .
3. Add all edges allowed by condition 2 of Definition 1.8 to G' .

Clearly, any such G' is sound. We will now show that on average such a G' solves a constant fraction of the possible inputs $G(P, V_0, L, \emptyset, \phi)$

Proposition 2.1. *Let w_1, \dots, w_k be the vertices $V(P) \setminus \{s, t\}$. Given an input graph of the form $G(P, V_0, L, \emptyset, \phi)$, let i_j be the index such that $\phi(v_{i_j}) = w_j$.*

If $i_1 < i_2 < \dots < i_k$ then the switching network G' accepts the input $G(P, V_0, L, \emptyset, \phi)$.

Proof. Note that for any $i \in [1, N - 2]$ we can move from $K_{V_{i-1}}$ to K_{V_i} using the edge $s \rightarrow v_i$ unless $i = i_j$ for some $j > 1$. However, if $i_{j-1} < i_j$ then $v_{i_{j-1}} \in V_{i-1}$ so we can move from $K_{V_{i-1}}$ to K_{V_i} using the edge $v_{i_{j-1}} \rightarrow v_{i_j}$. We just need to check that we can get from $K_{V_{N-2}}$ to $K = \{s \rightarrow t\}$ using an edge in $G(P, V_0, L, \emptyset, \phi)$. However, this is clear, as $G(P, V_0, L, \emptyset, \phi)$ contains an edge $v \rightarrow t$ for some $v \in V_{N-2} = V(G) \setminus \{s, t\}$ so we can use the edge $v \rightarrow t$ to get from $K_{V_{N-2}}$ to $K = \{s \rightarrow t\}$. \square

Thus, such a G' accepts any given $G(P, V_0, L, \emptyset, \phi)$ with probability at least $\frac{1}{k!}$. Now note that instead of using this construction only once, we can use it repeatedly, adding the new vertices to G' each time. Each time we use this construction and add the new vertices to G' , on average G' will accept at least $\frac{1}{k!}$ of the inputs $G(P, V_0, L, \emptyset, \phi)$ that it did not accept before. By the probabilistic method, there is always a choice for the ordering v_1, \dots, v_{N-2} of the vertices $V(G) \setminus \{s, t\}$ which will make G' accept at least $\frac{1}{k!}$ of the inputs $G(P, V_0, L, \emptyset, \phi)$ that it did not accept before. There are less than N^k distinct inputs of the form $G(P, V_0, L, \emptyset, \phi)$, so we can create a certain-knowledge switching network accepting all such inputs by

repeating this construction at most $1 + \log_{(1-\frac{1}{k!})^{-1}}(N^k) = 1 + k \lg N \log_{(1-\frac{1}{k!})^{-1}} 2 \leq 2(k!)k \lg N$ times, giving a G' of size at most $2N(k!)k \lg N$. \square

Remark 2.2. From the proof of Theorem 1.3 of Potechin [4], any certain-knowledge switching network which accepts all paths of length $k+1$ must have size at least $\Omega(N^{\lfloor \lg k \rfloor + 1})$. By Corollary 5.22 and Theorem 6.1 of Potechin [4], any sound monotone switching network for directed connectivity which accepts all paths of length $k+1$ must have size at least $\Omega(N^{\frac{\lfloor \lg k \rfloor + 1}{2}})$. Thus, the edges $\{s \rightarrow v : v \in L\}$ make it much easier for both certain-knowledge switching networks and monotone switching networks for directed connectivity to solve these inputs.

3. AN UPPER BOUND FOR MONOTONE SWITCHING NETWORKS FOR DIRECTED CONNECTIVITY

We have just shown that certain-knowledge switching networks can effectively use edges of the form $\{s \rightarrow v : v \in L\}$. However, it seems much harder for a certain-knowledge switching network to use both edges of the form $\{s \rightarrow v : v \in L\}$ and edges of the form $\{v \rightarrow t : v \in R\}$, and we will show in Section 4 that this is indeed the case. In this section, we show that surprisingly, a monotone switching networks for directed connectivity can effectively use both edges of the form $\{s \rightarrow v : v \in L\}$ and edges of the form $\{v \rightarrow t : v \in R\}$. We will use the viewpoint of Potechin [4] of looking at everything in terms of possible cuts of the input graph G . Accordingly, we recall the following definitions and facts from Potechin [4].

Definition 3.1. We define an s - t cut (below we use cut for short) of G to be a partition of $V(G)$ into subsets $L(C), R(C)$ such that $s \in L(C)$ and $t \in R(C)$. We say an edge $v_1 \rightarrow v_2$ crosses C if $v_1 \in L(C)$ and $v_2 \in R(C)$. Let \mathcal{C} denote the set of all cuts C . $|\mathcal{C}| = 2^{N-2}$, where $N = |V(G)|$.

Definition 3.2. Given two functions $f, g : \mathcal{C} \rightarrow \mathbb{R}$, we define $f \cdot g = 2^{2-N} \sum_{C \in \mathcal{C}} f(C)g(C)$

Definition 3.3. Given a set of vertices $V \subseteq V(G)$ that does not include s or t , define $e_V(C) = (-1)^{|V \cap L(C)|}$.

Proposition 3.4. The set $\{e_V, V \subseteq V(G), s, t \notin V\}$ is an orthonormal basis for the space of functions from \mathcal{C} to \mathbb{R} .

Potechin [4] took a given monotone switching network for directed connectivity and used Fourier analysis to analyze it. Here, we will use suitably defined functions from \mathcal{C} to \mathbb{R} to create our switching network.

Definition 3.5. Given a set of functions $H = \{h_{s'}, h_{v'_1}, \dots, h_{v'_{N'-2}}, h_{t'}\}$ from \mathcal{C} to \mathbb{R} where $h_{s'}(C) = -1$ for all cuts C and $h_{v'}(C) = 1$ for all cuts C , define the switching network $G'(H)$ to have vertices $V(G'(H)) = \{s', t', v'_1, \dots, v'_{N'-2}\}$.

For each vertex $v' \in V(G'(H))$ we define $v' : \mathcal{C} \rightarrow \mathbb{R}$ to be $v'(C) = h_{v'}(C)$.

For each pair of vertices v', w' in $G'(H)$ and each possible edge e between two vertices of G , create an edge e' with label e between v' and w' if and only if $v'(C) = w'(C)$ for all cuts C which are not crossed by e .

Proposition 3.6. Any monotone switching network for directed connectivity constructed in this way is sound.

Proof. Assume we have a path from s' to t' in $G'(H)$ using only the edges of some input graph G . Since for each cut C , $t'(C) = 1$ and $s'(C) = -1$, there must be some edge e' in this path with endpoints v', w' such that $w'(C) \neq v'(C)$. But then by definition, if e is the label of e' then e must cross the cut C . Thus, for all cuts C , $E(G)$ contains an edge e crossing C so there must be a path from s to t in G . \square

Definition 3.7. Let H be a set of functions from \mathcal{C} to \mathbb{R} . If $f, g \in H$, we say that we can go from f to g with the edge e if $(g - f)(C) = 0$ for all cuts C which are not crossed by e . We say that we can reach g from f using the set of edges E if there is a sequence of functions h_0, \dots, h_k from \mathcal{C} to \mathbb{R} such that $h_0 = f$, $h_k = g$, and for all i $h_i \in H$ and we can get from h_i to h_{i+1} with some edge $e \in E$.

Proposition 3.8. If H is a set of functions from \mathcal{C} to \mathbb{R} containing the functions $h_{s'} = -e_{\{s\}}$ and $h_{v'} = -e_{\{v\}}$ and if $f, g \in H$, then let v'_1, v'_2 be the vertices corresponding to f, g in $G'(H)$. We can go from f to g with the edge e if and only if there is an edge in $G'(H)$ with label e between v'_1 and v'_2 . Similarly, we can reach

g from f using the set of edges E if and only if there is a path from v'_1 to v'_2 in $G'(H)$ which uses only the edges in E .

It is useful to know when we can go from one function f to another function g with a given edge e . We answer this question with the following proposition.

Proposition 3.9. *Let h be a function $h : \mathcal{C} \rightarrow \mathbb{R}$. Let v_1, v_2 be vertices of G which are not s or t .*

1. *$h(C) = 0$ for all cuts C which cannot be crossed by the edge $s \rightarrow v_1$ if and only if h has the form*

$$\sum_{V \subseteq V(G) \setminus \{s, t, v_1\}} c_V (e_V + e_{(V \cup \{v_1\})})$$

2. *$h(C) = 0$ for all cuts C which cannot be crossed by the edge $v_1 \rightarrow t$ if and only if h has the form*

$$\sum_{V \subseteq V(G) \setminus \{s, t, v_1\}} c_V (e_V - e_{(V \cup \{v_1\})})$$

3. *$h(C) = 0$ for all cuts C which cannot be crossed by the edge $v_1 \rightarrow v_2$ if and only if h has the form*

$$\sum_{V \subseteq V(G) \setminus \{s, t, v_1, v_2\}} c_V (e_V - e_{(V \cup \{v_1\})} + e_{(V \cup \{v_2\})} - e_{(V \cup \{v_1, v_2\})})$$

Proof. We prove claim 1 as follows. Let \mathcal{C}_{red} be the set of possible cuts C_{red} of $V(G) \setminus \{v_1\}$. Given a function $h : \mathcal{C} \rightarrow \mathbb{R}$, we define the function $h_{red} : \mathcal{C}_{red} \rightarrow \mathbb{R}$ to be $h_{red}(C_{red}) = h(C)$ where $L(C) = L(C_{red}) \cup \{v_1\}$ and $R(C) = R(C_{red})$.

Writing $h = \sum_{V \subseteq V(G) \setminus \{s, t, v_1\}} (a_V e_V + b_V e_{(V \cup \{v_1\})})$, we have that $h_{red} = \sum_{V \subseteq V(G) \setminus \{s, t, v_1\}} (a_V - b_V) e_V$. $h(C) = 0$ for all cuts which cannot be crossed by the edge $s \rightarrow v_1$ if and only if $h_{red} = 0$, which is true if and only if $a_V = b_V$ for all $V \subseteq V(G) \setminus \{s, t, v_1\}$, which is true if and only if h has the given form, and this completes the proof.

Claim 2 can be proved in a similar way. To prove claim 3, note that $h(C) = 0$ for all cuts C which cannot be crossed by the edge $v_1 \rightarrow v_2$ if and only if $h(C) = 0$ for all cuts C which cannot be crossed by the edge $s \rightarrow v_2$ and $h(C) = 0$ for all cuts C which cannot be crossed by the edge $v_1 \rightarrow t$. Using claims 1 and 2, it is easily verified that this is true if and only if h has the given form. \square

3.1. Steps in the Fourier basis. In this subsection, we give examples of what monotone switching networks for directed connectivity can do with the edges $s \rightarrow v, v \in L$ and $v \rightarrow t, v \in R$. We begin with the following simple construction, which illustrates that it is relatively easy to use these edges to move around in the Fourier basis.

Proposition 3.10. *Let $V = \{v_1, \dots, v_m\}$ be a non-empty set of vertices with $V \subseteq V(G) \setminus \{s, t\}$ and let $V_i = \{v_1, \dots, v_i\}$. If H is a set of functions containing $h'_{s'} = -e_{\emptyset}$ and all of the functions $\{\pm e_{V_i}, i \in [1, m]\}$ and we have a set of edges E such that for all i , $s \rightarrow v_i \in E$ or $v_i \rightarrow t \in E$, then we can reach either e_{V_m} or $-e_{V_m}$ from $-e_{\emptyset}$ using the set of edges E .*

Proof. We prove this result by induction. The base case $m = 1$ is trivial. Assume that we can reach either e_{V_i} or $-e_{V_i}$ from $-e_{\emptyset}$ using the set of edges E . By assumption, E contains either the edge $s \rightarrow v_{i+1}$ or the edge $v_{i+1} \rightarrow t$. If E contains the edge $e = s \rightarrow v_{i+1}$ then by Proposition 3.9 we can go from e_{V_i} to $-e_{V_{i+1}}$ with the edge e and we can go from $-e_{V_i}$ to $e_{V_{i+1}}$ with the edge e , so the result follows. Similarly, if E contains the edge $e = v_{i+1} \rightarrow t$ then by Proposition 3.9 we can go from e_{V_i} to $e_{V_{i+1}}$ with the edge e and we can go from $-e_{V_i}$ to $-e_{V_{i+1}}$ with the edge e , so the result follows. \square

We now give several more complicated examples of what monotone switching networks for directed connectivity can do with the edges $s \rightarrow v, v \in L$ and $v \rightarrow t, v \in R$. These examples are motivated by the following idea. Potechin [4] associates each knowledge set K with the function $K : \mathcal{C} \rightarrow \mathbb{R}$ where $K(C) = 1$ if there is an edge $e \in K$ crossing C and 0 otherwise. In particular,

$$K_V = e_{\emptyset} - 2^{(1-|V|)} \sum_{U \subseteq V} (-1)^{|U|} e_U$$

The idea is to mimic these functions with the vertices of V replaced by subsets of vertices.

For the rest of this subsection, we will use the following setup:

Let $s, t, v_1, \dots, v_{N-2}$ be the vertices of $V(G)$, let V_1, V_2, \dots, V_k be disjoint subsets of $V(G) \setminus \{s, t\}$, and let I be a non-empty subset of $[1, k]$. Assume that for each $i \in I$ we have a distinguished vertex $v_i^* \in V_i$.

Let (L, R) be a partition of the vertices of $(\cup_{i \in I} V_i) \setminus \{s, t\} \setminus (\cup_{i \in I} \{v_i^*\})$ and assume that we have a set of functions H from \mathcal{C} to \mathbb{R} which contains the functions $h_{s'} = -e_{\emptyset}$, $h_{t'} = e_{\emptyset}$ and a set of edges E which contains all of the edges $s \rightarrow v, v \in L$ and $v \rightarrow t, v \in R$.

Definition 3.11. Given a subset $V \subseteq V(G)$, define $\theta(V) = (-1)^{|L \cap V|}$. For all i , define $V_{i0} = \{v_i^*\}$ and define $V_{in} = \{v_i^*\} \cup (V_i \cap (\cup_{l \leq n} \{v_l\}))$

Lemma 3.12. Let j be an element of I and take $I_{red} = I \setminus \{j\}$. If E contains the edge $s \rightarrow v_j^*$ and H contains the function $f = e_{\emptyset} - 2^{(1-|I_{red}|)} \sum_{J \subseteq I_{red}} (-1)^{|J|} (\prod_{i \in J} \theta(V_i)) e_{(\cup_{i \in J} V_i)}$, the function $g = e_{\emptyset} - 2^{(1-|I|)} \sum_{J \subseteq I} (-1)^{|J|} (\prod_{i \in J} \theta(V_i)) e_{(\cup_{i \in J} V_i)}$, and all functions $h_n = e_{\emptyset} - 2^{(1-|I|)} \sum_{J \subseteq I_{red}} (-1)^{|J|} (\prod_{i \in J} \theta(V_i)) (e_{(\cup_{i \in J} V_i)} - \theta(V_{jn}) e_{((\cup_{i \in J} V_i) \cup V_{jn}))}, n \in [0, N-2]$, then we can reach g from f using the edges of E .

Proof. $h_0 - f = 2^{(1-|I|)} \sum_{J \subseteq I_{red}} (-1)^{|J|} (\prod_{i \in J} \theta(V_i)) (e_{(\cup_{i \in J} V_i)} + e_{((\cup_{i \in J} V_i) \cup \{v_j^*\})})$, so by Proposition 3.9 we can get from f to h_0 with the edge $s \rightarrow v_j^*$.

If $n \in [0, N-3]$, then

$h_{n+1} - h_n = 2^{(1-|I|)} \sum_{J \subseteq I_{red}} (-1)^{|J|} (\prod_{i \in J} \theta(V_i)) (\theta(V_{j(n+1)}) e_{((\cup_{i \in J} V_i) \cup V_{j(n+1)})} - \theta(V_{jn}) e_{((\cup_{i \in J} V_i) \cup V_{jn}))}$
Using Proposition 3.9, it is easily verified that we can get from h_n to h_{n+1} with an edge $e \in E$ where $e = s \rightarrow v_{n+1}$ if $v_{n+1} \in L \cap V_j$, $e = v_{n+1} \rightarrow t$ if $v_{n+1} \in R \cap V_j$, and e is arbitrary otherwise (as in this case $h_{n+1} = h_n$).

Now note that $g = h_{N-2}$, so we can reach g from f using the edges of E , as needed. \square

Lemma 3.13. Let l be an element of I and let $I_{red} = I \setminus \{l\}$. If E contains the edge $v_l^* \rightarrow t$ and H contains the function $g = e_{\emptyset} - 2^{(1-|I|)} \sum_{J \subseteq I} (-1)^{|J|} (\prod_{i \in J} \theta(V_i)) e_{(\cup_{i \in J} V_i)}$ and all functions $h_n = e_{\emptyset} - 2^{(1-|I|)} \sum_{J \subseteq I_{red}} (-1)^{|J|} (\prod_{i \in J} \theta(V_i)) (e_{(\cup_{i \in J} V_i)} - \theta(V_{ln}) e_{((\cup_{i \in J} V_i) \cup V_{ln}))}, n \in [0, N-2]$, then we can reach e_{\emptyset} from g using the edges of E .

Proof. $e_{\emptyset} - h_0 = 2^{(1-|I|)} \sum_{J \subseteq I_{red}} (-1)^{|J|} (\prod_{i \in J} \theta(V_i)) (e_{(\cup_{i \in J} V_i)} - e_{((\cup_{i \in J} V_i) \cup \{v_l^*\})})$, so by Proposition 3.9 we can get from h_0 to e_{\emptyset} with the edge $v_l^* \rightarrow t$.

The functions h_n are the same as before, so for all $n \in [0, N-3]$ we can get from h_{n+1} to h_n with an edge in E . Now note that $g = h_{N-2}$, so we can reach e_{\emptyset} from g using the edges of E , as needed. \square

Lemma 3.14. Let j be an element of I and take $I_{red} = I \setminus \{j\}$. If E contains the edge $v_l^* \rightarrow v_j^*$ for some $l \in I_{red}$ and H contains the function $f = e_{\emptyset} - 2^{(1-|I_{red}|)} \sum_{J \subseteq I_{red}} (-1)^{|J|} (\prod_{i \in J} \theta(V_i)) e_{(\cup_{i \in J} V_i)}$, the function $g = e_{\emptyset} - 2^{(1-|I|)} \sum_{J \subseteq I} (-1)^{|J|} (\prod_{i \in J} \theta(V_i)) e_{(\cup_{i \in J} V_i)}$, all functions

$a_n = f - 2^{(1-|I|)} \sum_{J \subseteq I_{red} \setminus \{l\}} (-1)^{|J|} (\prod_{i \in J} \theta(V_i)) (b_n), n \in [0, N-2]$, where

$b_n = (e_{(\cup_{i \in J} V_i)} - \theta(V_{ln}) e_{((\cup_{i \in J} V_i) \cup V_{ln}))} + e_{((\cup_{i \in J} V_i) \cup \{v_j^*\})} - \theta(V_{ln}) e_{((\cup_{i \in J} V_i) \cup V_{ln} \cup \{v_j^*\})})$,

and all functions

$h_n = e_{\emptyset} - 2^{(1-|I|)} \sum_{J \subseteq I_{red}} (-1)^{|J|} (\prod_{i \in J} \theta(V_i)) (e_{(\cup_{i \in J} V_i)} - \theta(V_{jn}) e_{((\cup_{i \in J} V_i) \cup V_{jn}))}, n \in [0, N-2]$,

then we can reach g from f using the edges of E .

Proof. $a_0 - f = 2^{(1-|I|)} \sum_{J \subseteq I_{red} \setminus \{l\}} (-1)^{|J|} (\prod_{i \in J} \theta(V_i)) (b_0)$ where

$b_0 = (e_{(\cup_{i \in J} V_i)} - e_{((\cup_{i \in J} V_i) \cup \{v_l^*\})} + e_{((\cup_{i \in J} V_i) \cup \{v_j^*\})} - e_{((\cup_{i \in J} V_i) \cup \{v_l^*\} \cup \{v_j^*\})})$, so by Proposition 3.9 we can get from f to a_0 with the edge $v_l^* \rightarrow v_j^*$.

If $n \in [0, N-3]$, then

$a_{n+1} - a_n = 2^{(1-|I|)} \sum_{J \subseteq I_{red}} (-1)^{|J|} (\prod_{i \in J} \theta(V_i)) (b_n - b_{n+1})$ where

$b_n - b_{n+1} = (\theta(V_{l(n+1)}) e_{((\cup_{i \in J} V_i) \cup V_{l(n+1)})} - \theta(V_{ln}) e_{((\cup_{i \in J} V_i) \cup V_{ln}))} + \theta(V_{l(n+1)}) e_{((\cup_{i \in J} V_i) \cup V_{l(n+1)} \cup \{v_j^*\})} - \theta(V_{ln}) e_{((\cup_{i \in J} V_i) \cup V_{ln} \cup \{v_j^*\})})$

Using Proposition 3.9, it is easily verified that we can get from a_n to a_{n+1} with an edge $e \in E$ where $e = s \rightarrow v_{n+1}$ if $v_{n+1} \in L \cap V_j$, $e = v_{n+1} \rightarrow t$ if $v_{n+1} \in R \cap V_j$, and e is arbitrary otherwise (as in this case $a_{n+1} = a_n$).

The functions h_n are the same as before, so for all $n \in [0, N-3]$ we can get from h_n to h_{n+1} with an edge in E . Now note that $a_{N-2} = h_0$ and $g = h_{N-2}$, so we can reach g from f using the edges of E , as needed. \square

3.2. The construction. We are now ready to construct our monotone switching network and prove Theorem 1.19. We recall the statement of Theorem 1.19 below.

Theorem 1.19. *If $I_0 = \cup_i \{G_{0i}\}$ is a set of input graphs with vertex set $V(G_0)$, all of which contain a path from s to t , then given a set of vertices $V(G)$ containing s, t , letting $k = |V(G_0) - 2|$, $N = |V(G)|$, and $m = sc(I_0)$, if we let I be the set of all inputs of the form $G(G_{0i}, V_0, L, R, \phi)$, then*

$$M(I) \leq 2^{(5m+3)} k^{(3m+2)} N^3 \lg N$$

Proof. Let v_1, \dots, v_{N-2} be the vertices of $V(G) \setminus \{s, t\}$ and let w_1, \dots, w_k be the vertices of $V(G_0) \setminus \{s, t\}$. We will use Lemmas 3.12, 3.13, and 3.14 as follows:

Let $Q = \{Q_r\}$ be a set of partitions of $V(G) \setminus \{s, t\}$ into k parts, i.e. each Q_r is of the form (V_1, \dots, V_k) where all of the V_i are disjoint and $\cup_{i=1}^k V_i = V(G) \setminus \{s, t\}$.

Assume that we have an input graph of the form $G = G(G_{0i}, V_0, L, R, \phi)$. Recall that $(V_0, L, R, \{s, t\})$ is a partition of $V(G)$, $|V_0| = k$, and $\phi : V_0 \rightarrow V(G_0)$ is a one-to-one map. Let $v_i^* = \phi^{-1}(w_i)$.

For a non-empty subset I of $[1, k]$ of size at most m , if there is an r such that writing $Q_r = (V_1, \dots, V_k)$ we have that $\forall i \in I, V_i \cap V_0 = \{v_i^*\}$, then this gives the setup required to use Lemmas 3.12, 3.13, and 3.14. Think of the function $f = e_{\{s\}} - 2^{(1-|I_{red}|)} \sum_{J \subseteq I_{red}} (-1)^{|J|} (\prod_{i \in J} \theta(V_i)) e_{(\cup_{i \in J} V_i)}$ as though it were the knowledge set $K_{(\cup_{i \in I_{red}} w_i)}$ and think of the function $g = e_{\{s\}} - 2^{(1-|I|)} \sum_{J \subseteq I} (-1)^{|J|} (\prod_{i \in J} \theta(V_i)) e_{(\cup_{i \in J} V_i)}$ as though it was the knowledge set $K_{(\cup_{i \in I} w_i)}$. Lemmas 3.12, 3.13, and 3.14 show us how to mimic the certain-knowledge switching network $G'(V(G_0), m)$ defined in Definition 1.14 using only the edges in $E(G)$.

However, as we go from one $I \subseteq [1, k]$ to another, we may need to switch from one partition Q_r to another. We show that this can be done with the following lemma:

Lemma 3.15. *Let (U_1, \dots, U_k) and (V_1, \dots, V_k) be two partitions of $V(G) \setminus \{s, t\}$ and define $W_{in} = (V_i \cap (\cup_{l \leq n} \{v_l\})) \cup (U_i \cap (\cup_{l > n} \{v_l\}))$.*

If we have a subset I such that $\forall i \in I, V_0 \cap U_i = V_0 \cap V_i = \{v_i^\}$, then if H contains the function*

$g_1 = e_{\{s\}} - 2^{(1-|I|)} \sum_{J \subseteq I} (-1)^{|J|} (\prod_{i \in J} \theta(U_i)) e_{(\cup_{i \in J} U_i)}$, the function

$g_2 = e_{\{s\}} - 2^{(1-|I|)} \sum_{J \subseteq I} (-1)^{|J|} (\prod_{i \in J} \theta(V_i)) e_{(\cup_{i \in J} V_i)}$, and all functions of the form

$h_n = e_{\{s\}} - 2^{(1-|I|)} \sum_{J \subseteq I} (-1)^{|J|} (\prod_{i \in J} \theta(W_{in})) e_{(\cup_{i \in J} W_{in})}$, $n \in [0, N-3]$, then we can reach g_2 from g_1 using only the edges of $E(G)$.

Proof. For $n \in [0, N-3]$,

$$h_{n+1} - h_n = 2^{(1-|I|)} \sum_{J \subseteq I} (-1)^{|J|} ((\prod_{i \in J} \theta(W_{in})) e_{(\cup_{i \in J} W_{in})} - (\prod_{i \in J} \theta(W_{i(n+1)})) e_{(\cup_{i \in J} W_{i(n+1)})})$$

Letting $W_{J,n} = \cup_{i \in J} W_{in}$, $h_{n+1} - h_n = 2^{(1-|I|)} \sum_{J \subseteq I} (-1)^{|J|} (\theta(W_{J,n}) e_{W_{J,n}} - \theta(W_{J,(n+1)}) e_{W_{J,(n+1)}})$

If $W_{J,(n+1)} = W_{J,n}$ for all $J \subseteq I$ then $h_{n+1} = h_n$ so we can trivially get from h_n to h_{n+1} . If $W_{J,(n+1)} \neq W_{J,n}$ for some $J \subseteq I$ then $v_{n+1} \in L \cup R$ and either $W_{J,(n+1)} = W_{J,n} \cup \{v_{n+1}\}$ or $W_{J,n} = W_{J,(n+1)} \cup \{v_{n+1}\}$. Using Proposition 3.9, it is easily verified that we can get from h_n to h_{n+1} with the edge $s \rightarrow v_{n+1}$ if $v_{n+1} \in L$ and we can get from h_n to h_{n+1} with the edge $v_{n+1} \rightarrow t$ if $v_{n+1} \in R$.

$g_1 = h_0$ and $g_2 = h_{N-2}$, so it follows that we can reach g_2 from g_1 using only the edges of $E(G)$, as needed. \square

We will now construct our set H of functions. Note that there are at most k^m non-empty subsets I of $[1, k]$ of size at most m and recall that $Q = \{Q_r\}$ is a set of partitions of $V(G) \setminus \{s, t\}$ into k parts. We will take all functions required by Lemmas 3.12, 3.13, 3.14, and 3.15 for all possible input graphs of the form $G(G_{0i}, V_0, L, R, \phi)$.

We begin by taking all functions of the form $e_{\{s\}} - 2^{(1-|I|)} \sum_{J \subseteq I} (-1)^{|J|} (\prod_{i \in J} \theta(V_i)) e_{(\cup_{i \in J} V_i)}$

These functions depend only on the partition $Q_r = (V_1, \dots, V_k)$, the subset $I \subseteq [1, k]$, and the values $\theta(V_i), i \in I$. Thus, we have at most $|Q|(k^m)(2^m)$ such functions.

We then take all functions of the form

$h_n = e_{\emptyset} - 2^{(1-|I|)} \sum_{J \subseteq I_{red}} (-1)^{|J|} (\prod_{i \in J} \theta(V_i)) (e_{(\cup_{i \in J} V_i)} - \theta(V_{jn}) e_{((\cup_{i \in J} V_i) \cup V_{jn})}), n \in [0, N-2]$ as required by Lemma 3.12, Lemma 3.13, and Lemma 3.14. Recall that $V_{jn} = \{v_j^*\} \cup (V_j \cap (\cup_{l \leq n} \{v_l\}))$, so these functions depend only on the partition $Q_r = (V_1, \dots, V_k)$, the subset $I \subseteq [1, k]$, the values $\theta(V_i), i \in I_{red}$, the vertex $v_j^* \in V_j$, the value $\theta(V_{jn})$, and the value of n . Thus, we have at most $|Q|(k^m)(2^m)(N^2)$ such functions.

Similarly, we take all functions of the form

$a_n = f - 2^{(1-|I|)} \sum_{J \subseteq I_{red} \setminus \{l\}} (-1)^{|J|} (\prod_{i \in J} \theta(V_i)) (b_n), n \in [0, N-2]$, where

$f = e_{\emptyset} - 2^{(1-|I_{red}|)} \sum_{J \subseteq I_{red}} (-1)^{|J|} (\prod_{i \in J} \theta(V_i)) e_{(\cup_{i \in J} V_i)}$ and

$b_n = (e_{(\cup_{i \in J} V_i)} - \theta(V_{ln}) e_{((\cup_{i \in J} V_i) \cup V_{ln})} + e_{((\cup_{i \in J} V_i) \cup \{v_j^*\})} - \theta(V_{ln}) e_{((\cup_{i \in J} V_i) \cup V_{ln} \cup \{v_j^*\})})$

as required by Lemma 3.14. These functions depend only on the partition $Q_r = (V_1, \dots, V_k)$, the subset $I \subseteq [1, k]$, the values $\theta(V_i), i \in I_{red}$, the vertices $v_l^* \in V_l, v_j^* \in V_j$, the value $\theta(V_{ln})$, and the value of n . Thus, we have at most $|Q|(k^m)(2^m)(N^3)$ such functions.

Finally, we take all functions of the form $e_{\emptyset} - 2^{(1-|I|)} \sum_{J \subseteq I} (-1)^{|J|} (\prod_{i \in J} \theta(W_{in})) e_{(\cup_{i \in J} W_{in})}$ as required by Lemma 3.15. These functions depend only on the partitions $Q_{r_1} = (U_1, \dots, U_k), Q_{r_2} = (V_1, \dots, V_k)$, the value of n , and the values $\theta(W_{in}), i \in I$. Thus, we have at most $|Q|^2(k^m)(2^m)N$ such functions.

In total, we have at most $|Q|^2(k^m)(2^m)N + 2|Q|(k^m)(2^m)(N^3)$ functions.

Lemma 3.16. *If for every choice of the vertices $v_1^*, \dots, v_k^* \in V(G) \setminus \{s, t\}$ and for all subsets $I \subseteq [1, k]$ of size at most m there is an r such that writing $Q_r = (V_1, \dots, V_k)$ we have that $\forall i \in I, V_i \cap V_0 = \{v_i^*\}$, then for the set of functions H described above, $G'(H)$ accepts all input graphs of the form $G = G(G_{0i}, V_0, L, R, \phi)$.*

Proof. Let $G = G(G_{0i}, V_0, L, R, \phi)$ be an input graph and take $v_i^* = \phi^{-1}(w_i)$. Since $I_0 = \cup_i \{G_{0i}\}$ and $sc(I_0) = m$, the certain-knowledge switching network $G'(V(G_0), m)$ described in Definition 1.14 accepts the input graph G_{0i} , i.e. there is a path P' from s' to t' in $G'(V(G_0), m)$ using only the edges of G_{0i} . We will show that we can follow each step of the certain-knowledge switching network $G'(V(G_0), m)$ in $G'(H)$.

Assume that we are currently at the vertex with knowledge set $K_{\{w_i: i \in I\}}$ in $G'(V(G_0), m)$ and we are at a corresponding vertex in $G'(H)$ with function

$e_{\emptyset} - 2^{(1-|I|)} \sum_{J \subseteq I} (-1)^{|J|} (\prod_{i \in J} \theta(V_i)) e_{(\cup_{i \in J} V_i)}$ where $(V_1, \dots, V_k) = Q_r$ for some r and $\forall i \in I, V_i \cap V_0 = \{v_i^*\}$.

The knowledge-set of the next vertex on P' has one of the following three forms:

1. $K_{\{w_i: i \in I \cup \{j\}\}}$ where $j \notin I, |I \cup \{j\}| \leq m$, and either $E(G_{i0})$ contains the edge $w_l \rightarrow w_j$ for some $l \in I$ or $E(G_{i0})$ contains the edge $s \rightarrow w_j$, which implies that $E(G)$ either contains the edge $v_l^* \rightarrow v_j^*$ for some $l \in I$ or $E(G_{i0})$ contains the edge $s \rightarrow v_j^*$. In this case, by assumption there is an r_2 such that writing $Q_{r_2} = (U_1, \dots, U_k)$ we have that $\forall i \in I \cup \{j\}, U_i \cap V_0 = \{v_i^*\}$. We can use Lemma 3.15 to

reach $e_{\emptyset} - 2^{(1-|I|)} \sum_{J \subseteq I} (-1)^{|J|} (\prod_{i \in J} \theta(U_i)) e_{(\cup_{i \in J} U_i)}$ from $e_{\emptyset} - 2^{(1-|I|)} \sum_{J \subseteq I} (-1)^{|J|} (\prod_{i \in J} \theta(V_i)) e_{(\cup_{i \in J} V_i)}$

and then we can use either Lemma 3.12 or 3.14 to reach $e_{\emptyset} - 2^{(1-|I|)} \sum_{J \subseteq I \cup \{j\}} (-1)^{|J|} (\prod_{i \in J} \theta(U_i)) e_{(\cup_{i \in J} U_i)}$ from $e_{\emptyset} - 2^{(1-|I|)} \sum_{J \subseteq I} (-1)^{|J|} (\prod_{i \in J} \theta(U_i)) e_{(\cup_{i \in J} U_i)}$

2. $K_{\{w_i: i \in I \setminus \{j\}\}}$ where $j \in I, |I| \leq m$, and either $E(G_{i0})$ contains the edge $w_l \rightarrow w_j$ for some $l \in I$ or $E(G_{i0})$ contains the edge $s \rightarrow w_j$, which implies that $E(G)$ either contains the edge $v_l^* \rightarrow v_j^*$ for some $l \in I$ or $E(G_{i0})$ contains the edge $s \rightarrow v_j^*$. In this case, we can use either Lemma 3.12 or 3.14 to reach

$e_{\emptyset} - 2^{(1-|I|)} \sum_{J \subseteq I \setminus \{j\}} (-1)^{|J|} (\prod_{i \in J} \theta(V_i)) e_{(\cup_{i \in J} V_i)}$ from $e_{\emptyset} - 2^{(1-|I|)} \sum_{J \subseteq I} (-1)^{|J|} (\prod_{i \in J} \theta(V_i)) e_{(\cup_{i \in J} V_i)}$

3. $K_{t'}$. Here $|I| \leq m$ and $E(G_{i0})$ contains the edge $w_l \rightarrow t$ for some $l \in I$, which implies that $E(G)$ contains the edge $v_l^* \rightarrow t$ for some $l \in I$. In this case, we can use Lemma 3.13 to reach e_{\emptyset} from

$$e_{\emptyset} - 2^{(1-|I|)} \sum_{J \subseteq I} (-1)^{|J|} (\prod_{i \in J} \theta(V_i)) e_{(\cup_{i \in J} V_i)}.$$

Thus, we can follow each step of the certain-knowledge switching network $G'(V(G_0), m)$ in $G'(H)$ using only the edges of $E(G)$. In $G'(V(G_0), m)$, we started at s' and ended at t' , so there must be a path from s' to t' in $G'(H)$ using only the edges in $E(G)$. \square

Thus, we just need to ensure that for each non-empty subset I of $[1, k]$ of size at most m , there is an r such that writing $Q_r = (V_1, \dots, V_k)$ we have that $\forall i \in I, V_i \cap V_0 = \{v_i^*\}$. If we are given v_1^*, \dots, v_k^* and a subset $I \subseteq [1, k]$ of size at most m , then if we pick assign each $v \in V(G) \setminus \{s, t\}$ to V_i with probability $\frac{1}{k}$ and look at the resulting partition (V_1, \dots, V_k) , the probability that $\forall i \in I, V_i \cap V_0 = \{v_i^*\}$ is

$$k^{-|I|} \left(\frac{k-|I|}{k}\right)^{k-|I|} \geq k^{-|I|} \left(\frac{k-|I|}{k}\right)^k \geq k^{-m} \left(\frac{k-m}{k}\right)^k = k^{-m} \left(\left(\frac{k-m}{k}\right)^{\frac{k}{2m}}\right)^{2m} \geq k^{-m} \left(\frac{1}{2}\right)^{2m} = \frac{1}{(4k)^m}$$

There are at most N^k choices for v_1^*, \dots, v_k^* and k^m choices for I , so by the probabilistic method we can choose at most $1 + \log_{(1-\frac{1}{(4k)^m})^{-1}}((N^k)(k^m)) \leq (4k)^m \lg((N^k)(k^m)) \leq 2k(4k)^m \lg N$ distinct Q_r and guarantee that for each non-empty subset I of $[1, k]$ of size at most m , there is an r such that writing $Q_r = (V_1, \dots, V_k)$ we have that $\forall i \in I, V_i \cap V_0 = \{v_i^*\}$. Plugging $|Q| = 2k(4k)^m \lg N$ into our expression for the number of functions H must contain, we find that

$$\begin{aligned} |V(G'(H))| &= |H| \leq |Q|^2 (k^m)(2^m)N + 2|Q|(k^m)(2^m)(N^3) \leq \\ 2^{(5m+2)} k^{(3m+2)} N (\lg N)^2 + 2^{(3m+2)} k^{(2m+1)} N^3 \lg N &\leq 2^{(5m+3)} k^{(3m+2)} N^3 \lg N \end{aligned}$$

\square

Remark 3.17. This construction can be improved to obtain an $O(N^2 \lg N)$ upper bound. The best lower bound we have for monotone switching networks solving these inputs is $\Omega(N^2)$.

4. LOWER BOUNDS FOR CERTAIN KNOWLEDGE SWITCHING NETWORKS

In this section, we prove a lower bound on certain-knowledge switching networks and deduce that monotone switching networks for directed connectivity are strictly more powerful than certain-knowledge switching networks.

Theorem 1.20. If $G_0 = P$ is a path of length $k+1$ from s to t , $V(G)$ is a set of vertices of size N containing s, t , and $N \geq 10k^2$, then letting I be the set of inputs of the form $G(P, V_0, L, R, \phi)$ and letting $m = 1 + \lfloor \lg k \rfloor$, $C(I) \geq \frac{1}{2} \left(\frac{N}{2k(k + \lg(kN))} \right)^m$.

Proof. Consider which knowledge sets can be useful for accepting a particular input graph $G(P, V_0, L, R, \phi)$. We can ignore operation 3 of Proposition 1.10, as if we are ever in a position to use that operation, we can go immediately to t' instead. Given an input graph $G(P, V_0, L, R, \phi)$, if we only use operations 1 and 2 of Proposition 1.10 then we can only obtain edges of the form $v, w, v \in \{s\} \cup V_0, w \in \{t\} \cup V_0$, of the form $s \rightarrow v, v \in L$, or of the form $v \rightarrow t, v \in R$.

By Lemma 3.17 of Potechin [4], any path in a certain-knowledge switching network from s' to t' using only the edges of $G(P, V_0, L, R, \phi)$ must pass through at least one vertex a' such that the union of the endpoints of the edges in $K_{a'}$ contains at least m of the vertices in V_0 .

Definition 4.1. Call a knowledge set K useful for the input graph $G(P, V_0, L, R, \phi)$ if K only contains edges of the form $v, w, v \in \{s\} \cup V_0, w \in \{t\} \cup V_0$, of the form $s \rightarrow v, v \in L$, or of the form $v \rightarrow t, v \in R$, the union of the endpoints of the edges in K contains at least m of the vertices in V_0 , and $K \neq K_{t'} = \{s \rightarrow t\}$

Proposition 4.2. If a certain-knowledge switching network G' accepts all inputs of the form $G(P, V_0, L, R, \phi)$, then for each such input graph $G = G(P, V_0, L, R, \phi)$, G' contains at least one vertex v' whose knowledge set K is useful for G .

Lemma 4.3. For any knowledge set K , if we choose a random input graph of the form $G = G(P, V_0, L, R, \phi)$ then the probability that K is useful for G is at most $2 \left(\frac{2k(k + \lg(kN))}{N} \right)^m$.

Proof. Let V be the union of the endpoints of the edges of K . If $|V \setminus \{s, t\}| \geq k + m \lg N$, then for any input graph $G = G(P, V_0, L, R, \phi)$, V contains at least $m \lg N$ vertices in $L \cup R$. K can only be useful for

G if $\forall v \in L \cap V, s \rightarrow v \in K, v \rightarrow t \notin K$ and $\forall v \in R \cap V, s \rightarrow v \notin K, v \rightarrow t \in K$. Once V_0 has been chosen, each other vertex $v \in V(G) - V_0 - \{s, t\}$ is randomly put into L or R , so the probability of this occurring is at most $2^{-m \lg N} = N^{-m}$.

If $|V \setminus \{s, t\}| < k + m \lg N$, let $x = |V \setminus \{s, t\}|$. The probability that if we choose a random input graph $G = G(P, V_0, L, R, \phi)$ that we will have $|V_0 \cap V| = y$ is

$$p(y) = \frac{\frac{x!}{y!(x-y)!} \frac{(N-2-x)!}{(k-y)!(N+y-x-k-2)!}}{\frac{(N-2)!}{k!(N-2-k)!}} = \frac{x!k!}{y!(x-y)!(k-y)!} \frac{(N-2-x)!(N-2-k)!}{(N-2)!(N-x-k-2)!} \frac{(N-x-k-2)!}{(N+y-x-k-2)!} \leq \left(\frac{xk}{N-x-k-2}\right)^y$$

$N \geq 10k^2$ and $x < k + m \lg N < k + \lg kN + 1$, so it is easily verified that

$$\frac{xk}{N-x-k-2} \leq \frac{2k(k+\lg(kN))}{N} \leq \frac{1}{2} \text{ and } \sum_{y \geq m} p(y) \leq 2p(m) \leq 2\left(\frac{2k(k+\lg(kN))}{N}\right)^m.$$

Thus the probability that K will be useful for G is at most $2\left(\frac{2k(k+\lg(kN))}{N}\right)^m$, as needed. \square

Combining Proposition 4.2 and Lemma 4.3, we immediately see that $C(I) \geq \frac{1}{2} \left(\frac{N}{2k(k+\lg(kN))}\right)^m$. \square

Corollary 1.21. *There is a family of sets of inputs \mathcal{I} such that \mathcal{I} is hard for certain-knowledge switching networks but \mathcal{I} is easy for monotone switching networks for directed connectivity.*

Proof. If $I_0 = \{P\}$ then it follows from Lemmas 3.12 and 3.17 of Potechin [4] that $sc(I_0) = \lfloor \lg(k) \rfloor + 1$.

By Theorem 1.19, $M(I) \leq 2^{(5(\lg k+1)+3)} k^{(3(\lg k+1)+2)} N^3 \lg N \leq 2^8 k^{(3 \lg k+10)} N^3 \lg N$

Taking k to be $2^{\Theta(\sqrt{\lg N})}$, $M(I)$ is polynomial in N but $C(I)$ is superpolynomial in N . \square

5. CONCLUSION

In this paper, we have shown that the type of input described in Definition 1.17 is easy for a monotone switching network to solve but difficult for a certain-knowledge switching network to solve. Although this result does not give any direct progress towards the goal of first proving stronger lower bounds on monotone switching networks for directed connectivity and then extending them to the non-monotone case, we believe that this result and the ideas used to prove it are nevertheless very valuable. First of all, a major obstacle in proving lower bounds in complexity theory is the difficulty of ruling out “weird” algorithms or circuits. This result shows that for monotone switching networks for directed connectivity, this difficulty is necessary, as there are some inputs for which the simple and intuitive certain-knowledge switching networks are not optimal. Second, Fourier analysis played a key role in constructing a small monotone switching network solving the type of input described in Definition 1.17. This gives further evidence that the Fourier analysis approach introduced in Potechin [4] is the most fruitful way to analyze monotone switching networks for directed connectivity. Finally, this result gives insight into what monotone switching networks for directed connectivity can and cannot do. If we prove stronger lower bounds as well, this result may allow us to find large classes of inputs for which we can determine almost exactly how hard a given input is for a monotone switching network for directed connectivity to solve.

REFERENCES

- [1] R. Aleliunas, R. M. Karp, R. J. Lipton, L. Lovász, and C. Rackoff. Random walks, universal traversal sequences, and the complexity of maze problems. *Proceedings of the 20th Annual Symposium on Foundations of Computer Science*, p.218-223, 1979
- [2] N. Immerman. Nondeterministic Space is Closed Under Complementation, *SIAM J. Comput.* 17, pp. 935-938, 1988
- [3] M. Karchmer and A. Wigderson. Monotone circuits for connectivity require superlogarithmic depth, *Proceedings of ACM STOC'88*, pp. 539-550, 1988.
- [4] A. Potechin. Bounds on monotone switching networks for directed connectivity. [arXiv:0911.0664v4](https://arxiv.org/abs/0911.0664v4)
- [5] R. Raz, P. McKenzie. Separation of the monotone NC hierarchy, *Proceedings of the 38th Annual Symposium on Foundations of Computer Science*, pp 234-243, 1997
- [6] A. Razborov. Lower Bounds for Deterministic and Nondeterministic Branching Programs, *Proceedings of the 8th FCT, Lecture Notes in Computer Science*, vol. 529, 1991, 47-60.
- [7] O. Reingold. Undirected ST-connectivity in Log-Space, *STOC 2005*.
- [8] W. J. Savitch. Relationship between nondeterministic and deterministic tape classes, *J.CSS*, 4, pp 177-192, 1970
- [9] R. Szelepcsényi. The method of forcing for nondeterministic automata, *Bull. EATCS* 33, pp. 96-100, 1987
- [10] V. Trifonov. An $O(\log n \log \log n)$ space algorithm for undirected st-connectivity, *Proceedings of the thirty-seventh annual ACM symposium on Theory of computing*, May 2005.