

Dynamical processes in galaxy centers

Francoise Combes

Observatoire de Paris, LERMA, CNRS, 61 Av de l'Observatoire, 75014, Paris

E-mail: francoise.combes@obspm.fr

Abstract. How does the gas get in nuclear regions to fuel black holes? How efficient is the feedback? The different processes to cause rapid gas inflow (or outflow) in galaxy centers are reviewed. Non axisymmetries can be created or maintained by internal disk instabilities, or galaxy interactions. Simulations and observations tell us that the fueling is a chaotic and intermittent process, with different scenarios and time-scales, according to the various radial scales across a galaxy.

1. Introduction

Black hole growth in the center of galaxies appears to be closely related to the growth of bulges, either through star formation or mergers (Magorrian et al 1998, Gültekin et al 2009). Analysis of the BH demography today shows that $\sim 25\%$ of the black holes mass is contained in late-type galaxies; the most massive BH have grown faster, at higher redshifts, and the BH mass growth through mergers is not dominant (Shankar et al 2004). Most of the BH growth occurs in type 2 AGN, obscured by dust, which supports the association with star formation.

The dynamical processes able to produce non-axisymmetries in galaxy disks and consequently gravity torques on the gas, driving inflows towards the center, are multiple, and depend strongly on the scale considered. At kiloparsecs scale, stellar bars are the most robust and efficient instabilities, they can be re-inforced or triggered by galaxy interactions. Below one kiloparsec, their action can be continued through secondary, nuclear bars, decoupling and interacting non-linearly with the primary bars. At 10-100pc scale, nuclear disks may become unstable through $m = 1$ modes, lopsidedness, warps and bending. Below that, the clumpiness of the interstellar medium plays a large role so that dynamical friction, and also viscous torques due to turbulence could take over.

In recent years, it has been realised that feedback phenomena, due to star formation or the AGN itself, can produce substantial gas outflows, self-regulating the inflow and the fueling. In the following, all these processes are discussed.

2. Bar gravity torques

When a stellar bar has grown in a galaxy disk, it triggers spiral arms in the gas, which tends to follow periodic orbits but dissipates energy at crossing flows. The gas response and the stellar bar are not in phase, which results in gravity torques exerted on the gas, negative inside corotation, and positive outside (Garcia-Burillo et al. 2005, 2009). The torques are efficient to drive the gas from corotation to the center, or down to a ring at inner Lindblad resonance (ILR), which is then the site of a starburst.

The amplitude of the torques and their efficiency can be computed from the observations: the gravitational potential is derived from the near-infrared image, and the tangential forces are computed on the gas distribution, allowing to draw the torque maps, sometimes showing negative torques down to the center (e.g. Casasola et al 2008). According to the bar strength, the gas can lose 10-30% of its angular momentum in one rotation, i.e. the inflow time-scale is of the order of 300 Myr. Note that the stellar potential can also exert torques on the stars themselves, but this is much weaker, with time-scales of 4 Gyr (e.g. Foyle et al 2010).

During the gas inflow inside corotation, the gas transfers its angular momentum to the stars (the gas exerts a reciprocal torque on the bar), and this weakens or destroys the bar, which is a wave with negative angular momentum (Bournaud & Combes 2002). When external gas accretion is taken into account, a new bar instability occurs in a disk replenished in gas, and a cycle alternating bar formation and AGN fueling is triggered (Bournaud et al 2005).

The fact that torques change sign at each resonance prevents the gas to inflow in only one step, all across the disk. Clearly, several dynamical processes have to contribute at the various scales. Inside corotation, there are frequently ILRs, and the gas piles up in rings about these radii. When the mass concentration is sufficient in the center, the frequency of orbital precession ($\Omega - \kappa/2$) is large enough that a nuclear bar can decouple from the primary one. There is interaction between the two bars through resonances, for instance the corotation of the nuclear bar is the ILR of the primary bar. The secondary bar can then continue the gas inflow towards the very center. This double inflow has been seen in the type 2 AGN NGC2782, and has been reproduced in fitted simulations (Hunt et al 2008). It can be shown that the actual AGN fueling is a very short phase, i.e. when torques are negative down to the very center. If the gas continues to inflow inside 200pc during almost 1 Gyr, it inflows inside 20pc only during 100 Myr.

3. Instabilities $m=1$

Lopsidedness may occur at large scale in the outer parts of galaxies, but also in the very center (see e.g. Jog & Combes 2009). A central mass concentration favors the latter, since orbits tend to be keplerian. In a thin self-gravitating disk, the $m = 1$ resonant orbits have a very rapid differential precession rate $\Omega - \kappa$, while in the presence of a massive black hole, the potential becomes spherical and $\Omega = \kappa$. In these nearly keplerian disks, slow $m = 1$ modes can develop, an example being the conspicuous stellar disk around the black hole in M31. This mode develops with a strong self-gravity, and the action of the indirect potential, due to the off-centring of the central BH mass (Bacon et al 2001, Tremaine 2001).

When gas is present in the disk, $m = 1$ asymmetry torques allow the gas to lose angular momentum, and flow to the center. This lopsidedness is frequent at small scales in nearby galaxies, where spatial resolution is sufficient (our Milky Way is an example), and larger samples have been studied at large scales. Over thousands of galaxies, a correlation has been found between the lopsidedness, BH growth and the youth of stellar populations in the center (Reichard et al 2009).

Recent simulations by Hopkins et al (2011) illustrate all these dynamical processes, that occur at decreasing scales. After a cascade of $m = 2$ and $m = 1$ perturbations, the gas is focussing towards the center, and forms a thick disk of size 1-10pc around the black hole. Zoomed simulations allow to go further, and study the fate of the gas that has piled up in the nucleus, with a gas fraction up to 90%. Column densities can then reach 10^{22} - 10^{25} cm⁻², the gas is unstable to formation of clumps, but also warps, twists and bending. At this stage, dynamical friction of Giant Molecular Clouds (GMC) of $M = 10^6 M_\odot$ against the bulge can occur in a time-scale $t \sim 80 \text{ Myr } (r/100 \text{ pc})^2$, at a distance r from the center, and varies in $1/M$.

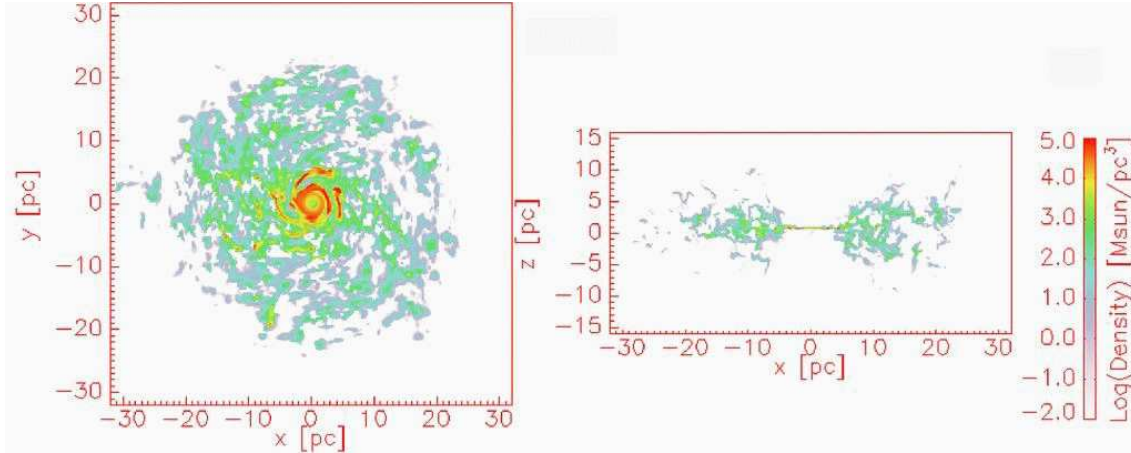


Figure 1. The molecular gas distribution in the galaxy center, in the X-Y plane (left) and in a perpendicular slice (X-Z), in a torus simulation including H_2 formation by Wada et al (2009).

4. Formation of the torus

The resulting dense, compact and thick disk around the BH could be identified as the molecular torus, often invoked to explain type 2 AGN. The warp and bending instabilities can be maintained through continuous gas accretion, and this explains why the torus and outer disk in galaxies are frequently misaligned. The morphology and thickness of the torus obtained depends strongly on the physics assumed, and in particular on the velocity dispersion, the heating or the star formation feedback adopted, in general at a scale below the resolution of the simulations.

Both warm thin and cold thick, fluffly, disks/torus could co-exist, according to the multi-phase simulations by Schartmann et al (2009). Under the influence of stellar winds, from a nuclear stellar cluster, a nuclear disk of radius 10pc forms with cold filaments and a tenuous hot interstellar medium.

Thinner molecular disks are obtained by Wada et al (2009), through introducing the formation of molecular hydrogen (H_2), and consistent chemistry, in presence of an UV flux of $G=10$ to 100 in Habing units. They simulate a disk of 30pc radius, heated by supernovae feedback, with a finest resolution of 0.125pc. The H_2 fraction at equilibrium is 0.4. The disk is extremely thin in the central 5pc, but then flares at a radius of 10pc, as shown in Figure 1.

The influence of stellar feedback is of course crucial on the morphology of the disks/torus. Hopkins & Quataert (2010) have introduced an equation of state of the gas, to take into account the subgrid physics, and in particular the consequence of star formation on the dispersion and turbulence of the gas. Exploring the whole SN efficiency, the simulations can reproduce the physical properties (density, dispersion) observed for various objects, from quiescent disks to perturbed ULIRGs.

They show through several successive re-simulations how the inflow rate has a chaotic evolution at all scales (cf Figure 2). The accretion is episodic, and is much more contrasted in a merger, than during secular evolution.

5. Quasar feedback

In the standard model of galaxy formation, it is quite difficult to reproduce the galaxy mass function, both at the small mass and large mass ends of the spectrum. For dwarf galaxies, supernovae feedback has long been invoked to eject baryons out of the shallow potential wells, but this does not work for massive galaxies. For the latter, AGN feedback seems appropriate, given the BH-bulge mass correlation, although no global observation has yet confirmed its

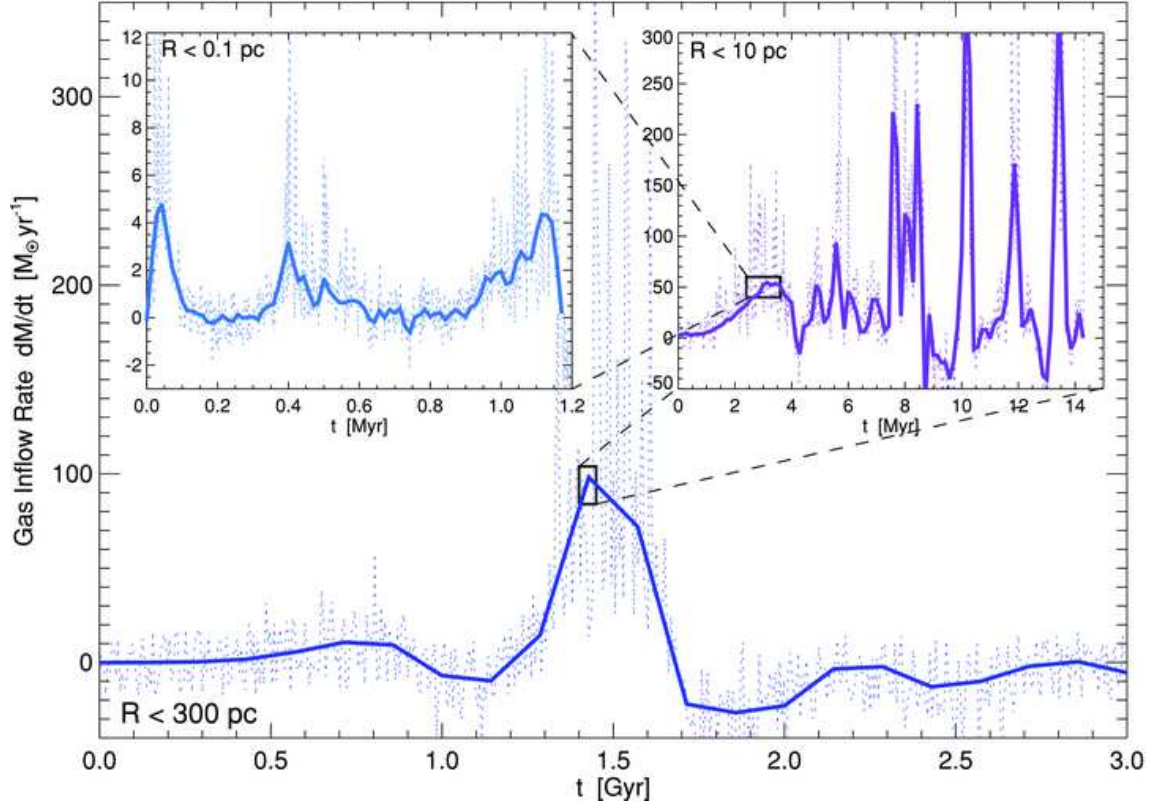


Figure 2. The inflow rate as a function of time, during the merger of two galaxies, and in particular the coalescence of the two nuclei. The main simulation (bottom) shows the accretion inside 300pc, and is resimulated twice at higher spatial and time resolution (top right inflow inside 10 pc and top left inside 0.1 pc). The dash line is the instantaneous rate, smoothed to 5 local dynamical times in the full line, from Hopkins & Quataert (2010).

efficiency. Simulations (e.g. Di Matteo et al 2005) have shown how in galaxy mergers the energy released by the AGN quenches both star formation and AGN growth. Evidence of regulating or quenching star formation is observed in special cases of central galaxies in clusters, where radio jets moderate cooling flows.

Recently, more evidence has been obtained of gas outflows in AGN/starburst galaxies. Many examples of OH and H₂O line absorptions have been detected with the Herschel satellite, a prototype being Mrk 231 (Fischer et al 2010). In the same object, wide wings (~ 800 km/s) in the CO emission have been detected with the IRAM interferometer (Feruglio et al 2010). The ejected gas amounts to $700 M_{\odot}/\text{yr}$, more than 3 times the star formation rate of $200 M_{\odot}/\text{yr}$. These neutral flows correspond to massive ejections, while previously many more ionized gas flows had been detected, but with less mass involved. For example, the [Fe II] emission line in Mrk 1157 has been observed with a kinematic corresponding to outflow along the radio jet, which liberates the iron from dust grains in shocks. The ejected ionized gas amounts to $6 M_{\odot}/\text{yr}$ (Riffel & Storchi-Bergmann 2011).

Selecting optical AGN observed in the H₂ rotational lines with Spitzer, we have recently found several cases of broad wings, implying molecular gas outflows. In 4C12.50 for example (cf Figure 3), there is an H₂ component flowing at 640km/s, and corresponding to an outflow rate of $130 M_{\odot}/\text{yr}$, much lower than the star formation rate, however (Dasyra & Combes 2011).

Feedback might be invoked also to reduce AGN activity to a rapid phase in galaxy mergers.

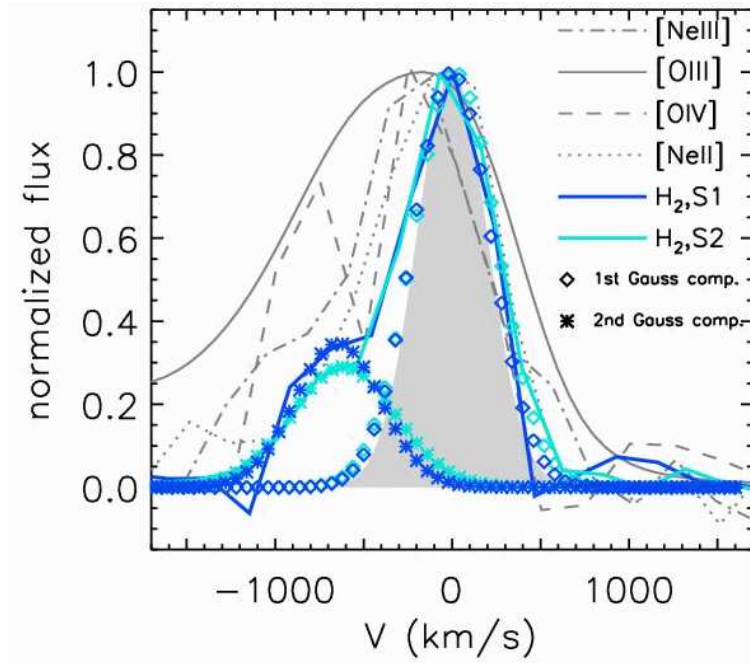


Figure 3. Profiles of several lines, and in particular H₂ S1 and S2, towards the quasar/starburst 4C12.50, showing broad line wings, implying massive gas outflow, from Dasyra & Combes (2011).

Indeed, given the frequency of galaxy mergers, the presence of a massive BH in each galaxy center, and the gas inflow in galaxy interactions, binary AGN are predicted to be more frequent than observed. Recently Green et al (2010) have studied a rare example of binary quasar in a merger at $z=0.44$, and suggest that many others could be obscured by dust. Locally, binary AGN are very rare: NGC6240 has been shown to host two active nuclei through obscured X-ray emission and two strong neutral Fe K α lines (Komossa et al 2003). The same evidence has been found for Arp 299 (Ballo et al 2004).

6. Statistics - time-scales, 10-100pc fueling

Among a sample of 16 nearby active galaxies with low-luminosity (Seyfert or Liners), which was observed at high resolution at multi-wavelengths, and in the molecular component with the IRAM interferometer, it is possible to derive preliminary statistics about their fueling state. From their torque maps, the current gas (in/out)flows have been derived (see also Garcia-Burillo, this meeting). Only $\sim 35\%$ (or 6 out of 16 galaxies of the NUGA sample) have negative torques in the center, observed at a resolution scale of $1'' \sim 50\text{-}100\text{pc}$. Most of the remaining galaxies show positive torques towards the center, maintaining the gas in a nuclear ring.

This must imply that fueling phases are short, a few 10^7 yrs, possibly due to feedback. This order of magnitude is compatible to what is found in N-body simulations through bar fueling, as presented above, and also to the rarity of binary AGN. With so short fueling phases, it is difficult to identify the trigger, bars or nuclear bars might have weakened when the gas finally reaches the center. This explains the difficulty to find correlations between AGN activity and a given dynamical process. Star formation is also fueled by the same torques, is frequently associated to AGN activity, and is characterised by longer time-scales, therefore correlations are easier to detect with their dynamical trigger.

7. Conclusion

Dynamical processes depend essentially on the radial scale in galaxies. Primary bars are essential to drive gas from 10kpc to $R \sim 100$ pc. Then nuclear bars take over from 100pc to 10pc. These bars could be part of the internal secular evolution, maintained by external gas accretion, or could be triggered by galaxy interactions. Non-axisymmetries of the $m = 1$ type, off-centring and lopsidedness, may play a role, in the outer parts (gas accretion and tides), or in the very center, when the potential is nearly keplerian, close to the black hole. In most cases, there are embedded structures at the various scales to fuel nuclear starbursts and AGN. At scales ~ 1 -10pc, when the gas fraction is still high, violent clump instabilities drive turbulence, and consequent viscosity and torques. Dynamical friction, warps and bending instabilities will drive gas to the nucleus, form a thick disk/torus and produce chaotic and intermittent fueling. When the gas is consumed, the nuclear stellar disk remains such that in M31.

Given the various dynamical instabilities of warping and bending, alignment between small scale and large scale disks is not expected. The fueling is certainly moderated by feedback processes, from star formation or the AGN itself. Their efficiency is still poorly known, although gas outflows are present, sometimes with huge amounts, up to three times the star formation rate.

References

- [1] Bacon R., Emsellem E., Combes F. et al.: 2001, A&A 371, 409
- [2] Ballo, L., Braitto, V., Della Ceca, R. et al.: 2004, ApJ 600, 634
- [3] Bournaud, F., Combes, F.: 2002, A&A, 392, 83
- [4] Bournaud, F., Combes, F., Semelin, B.: 2005, MNRAS, 364, L18
- [5] Casasola, V., Combes, F., Garcia-Burillo, S. et al.: 2008, A&A 490, 61
- [6] Dasyra, K., Combes, F.: 2011, A&A 533, L10
- [7] Di Matteo T., Springel, V., Hernquist, L.: 2005 Nature, 433, 604
- [8] Feruglio, C., Maiolino, R., Piconcelli, E. et al.: 2010, A&A 518, L155
- [9] Fischer, J., Sturm, E., Gonzalez-Alfonso, E. et al.: 2010, A&A 518, L41
- [10] Foyle, K., Rix, H-W., Zibetti, S.: 2010, MNRAS 407, 163
- [11] Garcia-Burillo, S., Combes, F., Schinnerer, E. et al.: 2005, A&A 441, 1011
- [12] Garcia-Burillo, S., Fernandez-Garcia S., Combes, F. et al.: 2009, A&A 496, 85
- [13] Green, P. J., Myers, A. D., Barkhouse, W. A. et al.: 2010, ApJ 710, 1578
- [14] Gültekin, K., Richstone, D. O., Gebhardt, K. et al.: 2009, ApJ 698, 198
- [15] Hopkins P., Hayward, C. C., Narayanan, D., Hernquist, L.: 2011, MNRAS, arXiv1108.3086
- [16] Hopkins P., Quataert E.: 2011, MNRAS 415, 1027
- [17] Hopkins P., Quataert E.: 2010, MNRAS 407, 1529
- [18] Hunt L., Combes F., Garcia-Burillo, S. et al.: 2008, A&A 482, 133
- [19] Jog C., Combes F.: 2009, Physics Report 471, 75
- [20] Komossa, S., Burwitz, V., Hasinger, G. et al.: 2003, ApJ 582, L15
- [21] Magorrian J., Tremaine S., Richstone D. et al.: 1998, AJ 115, 2285
- [22] Reichard T.A., Heckman, T. M., Rudnick, G. et al.: 2009, ApJ 691, 1005
- [23] Riffel R. A., Storch-Bergmann, T.: 2011 MNRAS 417, 2752
- [24] Schartmann, M., Meisenheimer, K., Klahr, H. et al.: 2009 MNRAS 393, 759
- [25] Shankar, F., Salucci, P., Granato, G.L. et al.: 2004 MNRAS 354, 1020
- [26] Tremaine S.: 2001 AJ 121, 1776
- [27] Wada K., Papadopoulos, P. P., Spaans, M.: 2009, ApJ 702, 63