

Symmetry Energy and Universality classes of holographic QCD

Yunseok Seo

Center for Quantum Spacetime, Sogang University, Seoul 121-742, Korea

E-mail: yseo@sogang.ac.kr

Sang-Jin Sin

Department of Physics, Hanyang University, Seoul 133-791, Korea

E-mail: sjsin@hanyang.ac.kr

ABSTRACT: We study nuclear symmetry energy of dense matter using holographic QCD. We calculate it in a various holographic QCD models and show that the scaling index of the symmetry energy in dense medium is almost invariant under the smooth deformation of the metric as well as the embedding shape of the probe brane. We find that the scaling index depends only on the dimensionality of the branes and space-time. Therefore the scaling index of the symmetry energy characterizes the universality classes of holographic QCD models. We suggest that the scaling index might be also related to the non-fermi liquid behavior of the interacting nucleons.

KEYWORDS: Gauge/gravity duality, Symmetry energy.

Contents

1. Introduction	1
2. Symmetry energy	2
3. Symmetry energy of nuclear matter	4
3.1 $D4$ brane background	4
3.2 $D3$ brane background	9
4. Symmetry energy in quark matter system	11
4.1 $D4$ brane background	12
4.2 $D3$ brane background	14
5. Scaling property and universality classes	14
6. Discussion	16
A. Free energy of Dq brane	18
B. Baryon vertex and force balance condition	19

1. Introduction

Nuclear symmetry energy is one of key words in nuclear physics as well as in astrophysics. Its density dependence is a core quantity of asymmetric nuclear matter which has important effects on heavy nuclei and is essential to understand neutron star properties. A big surprise is that such an important quantity is still poorly understood after 80 years of its definition, especially in the supra-saturation density regime. See references [1, 2, 3, 4, 5, 6, 7, 8, 9] for a review and for a recent discussion. Not much data is available from experimental side and theoretical calculations showed all possible results in high density such that no consensus could be reached: some showed stiff dependence on density, while others showed soft one depending on models and parameters.

Given this situation, it would be very interesting if we can examine the behavior of the nuclear symmetry energy at high densities with a reliable calculational tool. Recently [10] we used a gauge/gravity duality [11, 12, 13, 14, 15] to calculate the nuclear symmetry energy. We treated the dense matter in confined phase using the method developed in our previous paper [16, 17]. Our result showed that the symmetry energy should be stiff in high density and its density dependence goes like $\sim \rho^{1/2}$. There, we attributed the stiffness to

the repulsion due to the Pauli principle and suggested the relation of the scaling exponent to the anomalous dispersion relation.

The purpose of this paper is to examine how universal or robust is the result. If the result changes under small variation of the gluon dynamics, the result is not very interesting since the true QCD dual is not yet known. Only when the result is largely background independent, it can be considered as an interesting one. The universality of the η/s is the reason why it is interesting even though it is not calculated in the QCD itself.

We will first calculate the deformation of the metric under certain class of the D brane configurations and show that the result is not much dependent on the metric deformation. The scaling behavior is rather insensitive whether we use the flat embedding or exact shape of the brane embedding, showing the universality of the result. On the other hand, we will see that the scaling exponent depends on the dimensionality of the color and flavor branes. We call such discrete dependence of the scaling dimension as the universality class of the symmetry energy.

The rest of the paper is summarized as follows. In section 2, we give a definition of symmetry energy and general formula in the brane set up. In section 3, we calculate the symmetry energy S_2 in nuclear matter using D4- as well as D3- *confining geometry* for various probe branes. In section 4, we calculate S_2 in quark matter using D4, D3 *de-confining geometry*. In section 5, we reproduce the scaling exponent analytically using the BPS background and flat embedding and thereby argue that it is a invariant under the smooth deformation of the gluon dynamics. In section 6, we discuss the possible relation of the scaling exponent with the non-fermi liquid nature of the strongly interacting dense matter system and conclude.

2. Symmetry energy

Let N, Z be the nucleon and proton numbers respectively, A be their sum and ρ is total baryon density. Then energy *per nucleon* in nuclear matter system can be expanded as a function of the isospin asymmetry parameter $\alpha = (N - Z)/A$,

$$E(\rho, \alpha) = E(\rho, 0) + E_{\text{sym}}(\rho)\alpha^2 + O(\alpha^4). \quad (2.1)$$

The bulk nuclear symmetry is defined as the coefficient $E_{\text{sym}}(\rho)$ in the above expansion. There is no term which is odd power in α due to the exchange symmetry between protons and neutron in nuclear matter. It is a energy cost per nucleon to deviate the line $Z = N$.

To calculate nuclear symmetry energy in holographic QCD, we introduce two flavor Dq branes for up and down quarks in the metric background created by the N_c of Dp color branes. For simplicity, we assume that masses of up and down quarks are the same so that two branes have same asymptotic positions. For the confining geometry, we can introduce a baryon by the baryon vertex [18] which is a compact $D(8-p)$ branes wrapping the S^{8-p} transverse to the $D(8-p)$. If there are Q of them we distribute them homogeneously along the 3 non-compact spatial direction of Dp . From each baryon vertex, N_c of the strings emanate and end at one of the probe branes. Let Q_1, Q_2 strings end on up and down branes respectively. The end points of the strings have $U(1)$ charges that will create the

$U(1)$ gauge field on each brane. Such $U(1)$ charges are responsible for the quark density of each type of quarks.

The total free energy of the system can be written as

$$\mathcal{F}_{\text{total}}(Q) = \mathcal{F}(Q) + \mathcal{F}_{Dq}^{(1)}(Q_1) + \mathcal{F}_{Dq}^{(2)}(Q_2), \quad (2.2)$$

where Q is number density of source and $\mathcal{F}(Q)$ is a quantity which depends only on total charge Q as we will discuss later. We can define total charge density and asymmetry parameter as

$$Q = Q_1 + Q_2, \quad \tilde{\alpha} = \frac{Q_1 - Q_2}{Q}. \quad (2.3)$$

If we fix the asymptotic value of two probe brane to be same, the total free energy has minimum at $\tilde{\alpha} = 0$ [17]. Then we can expand total free energy in $\tilde{\alpha}$;

$$\mathcal{F}_{\text{total}}(\tilde{Q}) = E_0 + E_1 \tilde{\alpha} + E_2 \tilde{\alpha}^2 + \dots \quad (2.4)$$

The first term, $E_0 = \mathcal{F}(Q) + 2\mathcal{F}_{Dq}\left(\frac{Q}{2}\right)$, can be identified with the free energy for symmetric matter. The second term in (2.4) is zero because (2.2) is symmetric in Q_1, Q_2 . The symmetry energy is defined from the energy per nucleon and given by

$$S_2 = \frac{E_2(Q)}{Q} = \frac{Q}{4} \cdot \frac{\partial^2 \mathcal{F}_{Dq}^{(1)}(Q_1)}{\partial Q_1^2} \Big|_{Q_1=Q/2}. \quad (2.5)$$

To calculate symmetry energy from D-brane set up, we consider probe Dq brane spans along (t, \vec{x}_d, ρ) and wraps S^n where $n = q - d - 1$. The induced metric on Dq brane can be written in general form;

$$ds_{Dq}^2 = -G_{tt}dt^2 + G_{xx}d\vec{x}_d^2 + G_{\rho\rho}d\rho^2 + G_{\Omega\Omega}d\Omega_{q-d-1}^2. \quad (2.6)$$

To introduce number density, we turn on time component of $U(1)$ gauge field on the probe brane whose action is given by

$$S_{Dq} = \mu_q \int d\sigma^{q+1} e^{-\phi} \sqrt{\det(g + 2\pi\alpha' F)}, \quad (2.7)$$

where μ_q is tension of Dq brane. The free energy can be identified with the action for fixed charge sector, which is the Legendre transformation of the original action with respect to the gauge field,

$$\mathcal{F}_{Dq}(\tilde{Q}) = \tau_q \int d\rho \sqrt{G_{tt}G_{\rho\rho}} \sqrt{\tilde{Q}^2 + e^{-2\phi} G_{xx}^d G_{\Omega\Omega}^n}, \quad (2.8)$$

where $\tau_q = \mu_q V_d \Omega_n$, $\tilde{Q} = Q/(2\pi\alpha'\tau_q)$ and $n = q - d - 1$. From (2.5) we symmetry energy is given by;

$$S_2 = 2\tau_q \int d\rho \frac{\tilde{Q} \sqrt{G_{tt}G_{\rho\rho}} e^{-2\phi} G_{xx}^d G_{\Omega\Omega}^n}{\left(\tilde{Q}^2 + 4e^{-2\phi} G_{xx}^d G_{\Omega\Omega}^n\right)^{3/2}}. \quad (2.9)$$

For details, see Appendix A. This result can be applied for general Dp brane background and we will apply it to confined phase as well as deconfined one.

3. Symmetry energy of nuclear matter

In this section, we will discuss symmetry energy in the confined phase. There are several examples of the metric background corresponding to the confining phase. In this paper, we will consider two examples based on $D4$ and $D3$ branes. In the case of $D4$ brane, the geometry is obtained by (double) Wick rotating time and a compact spatial direction. In $D3$ brane case, we will use the non-supersymmetric geometry with nontrivial dilaton field [19]. In such geometries, the net force on the probe brane is repulsive.

We identify the chiral symmetry as the symmetry rotating the probe brane in the transverse plane following [20]. In the limit of zero quark mass, this symmetry is spontaneously broken due to the repulsive nature of the net force. As a consequence, the value of chiral condensation has finite value and the baryon vertex is allowed to exist. The baryon vertices play a role of source of $U(1)$ gauge field on probe Dq brane as we discussed in previous section.

To make the system stationary, we have to impose ‘force balance condition’ between baryon vertex and probe brane. The details of the solution of baryon vertex and force balance condition are in Appendix B. The symmetry energy can be understood as the energy costs when the system is deviated from symmetric matter. To achieve the deviation, we need to attach different number of charges(strings) on each brane, which in turn gives different embedding for each probe brane. The symmetry energy (2.9) is nothing but the energy difference of the D-brane system between symmetric and asymmetric distribution of source on probe branes. The schematic figure is drawn in Figure. 1. We first solve the equation of motion for probe brane numerically with given charge and quark mass together with force balance condition. Then substituting the solution to (2.9), we can calculate the symmetry energy.

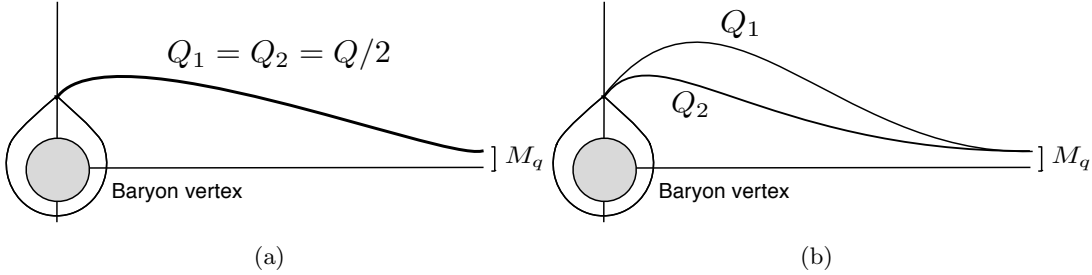


Figure 1: Schematic figure of D-brane configuration for (a) symmetric matter and (b) asymmetric matter.

3.1 $D4$ brane background

Here we consider probe $D6$, $D4$ and $D2$ branes in the $D4$ background which is given by

$$ds_{D4}^2 = \left(\frac{U}{R}\right)^{3/2} (\eta_{\mu\nu} dx^\mu dx^\nu + f(U) dx_4^2) + \left(\frac{R}{U}\right)^{3/2} \left(\frac{dU^2}{f(U)} + U^2 d\Omega_4^2\right)$$

$$e^\phi = g_s \left(\frac{U}{R} \right)^{3/4}, \quad F_4 = \frac{2\pi N_c}{\Omega_4} \epsilon_4, \quad f(U) = 1 - \left(\frac{U_{KK}}{U} \right)^3, \quad R^3 = \pi g_s N_c l_s^3. \quad (3.1)$$

The Kaluza-Klein mass scale M_{KK} is defined as inverse radius of the x_4 direction: $M_{KK} = \frac{3}{2} \frac{U_{KK}^{1/2}}{R^{3/2}}$. The bulk parameters, U_{KK}, g_s, R and the gauge theory parameters $M_{KK}, g_{YM}^2, \lambda := g_{YM}^2 N_c$ are related by

$$g_s = \frac{\lambda}{2\pi l_s N_c M_{KK}}, \quad U_{KK} = \frac{2}{9} \lambda M_{KK} l_s^2, \quad R^3 = \frac{\lambda l_s^2}{2M_{KK}}. \quad (3.2)$$

We introduce new coordinate $\bar{\xi}$ by $\frac{d\bar{\xi}^2}{\xi^2} = \frac{dU^2}{U^2 f(U)}$ and obtain, in Euclidean signature,

$$ds_{D4}^2 = \left(\frac{U}{R} \right)^{3/2} (dt^2 + d\vec{x}^2 + f(U) dx_4^2) + \left(\frac{R}{U} \right)^{3/2} \left(\frac{U}{\bar{\xi}} \right)^2 (d\bar{\xi}^2 + \bar{\xi}^2 d\Omega_4^2). \quad (3.3)$$

The relation between U and $\bar{\xi}$ is

$$U^{3/2} = \bar{\xi}^{3/2} \left[1 + \left(\frac{\bar{\xi}_{KK}}{\bar{\xi}} \right)^3 \right] \equiv \bar{\xi}^{3/2} \omega_+, \quad (3.4)$$

where $U_{KK}^{3/2} = 2\bar{\xi}_{KK}^{3/2}$. We rescale $\bar{\xi} = \bar{\xi}_{KK} \xi$ such that singularity is located at $\xi = 1$. Then the background (3.3) and the dilaton can be rewritten as

$$ds_{D4}^2 = \left(\frac{\bar{\xi}_{KK}}{R} \right)^{3/2} \xi^{3/2} \omega_+ (dt^2 + d\vec{x}^2 + f(U) dx_4^2) + (R^3 \bar{\xi}_{KK})^{1/2} \frac{\omega_+^{1/3}}{\xi^{3/2}} (d\xi^2 + \xi^2 d\Omega_4^2),$$

$$e^\phi = \left(\frac{\bar{\xi}_{KK}}{R} \right)^{3/4} \xi^{3/4} \omega_+^{1/2}. \quad (3.5)$$

The baryon vertex in this background is a spherical $D4$ brane wrapping S^4 . The induced metric on compact $D4$ brane is given by (see B.2 for the detail),

$$ds_{BV}^2 = \left(\frac{\bar{\xi}_{KK}}{R} \right)^{3/2} \xi^{3/2} \omega_+ dt^2 + (R^3 \bar{\xi}_{KK})^{1/2} \omega_+^{1/3} \xi^{1/2} \left[\left(1 + \frac{\xi'^2}{\xi^2} \right) d\theta^2 + \sin^2 \theta d\Omega_3^2 \right]. \quad (3.6)$$

The free energy of the compact $D4$ can be written as

$$\mathcal{F}_{BV} = \tau_4 \int d\theta \sqrt{\omega_+^{4/3} (\xi^2 + \xi'^2)} \sqrt{\tilde{D}(\theta)^2 + \sin^6 \theta}, \quad (3.7)$$

with

$$\tilde{D}(\theta) = -2 + 3(\cos \theta - \frac{1}{3} \cos^3 \theta). \quad (3.8)$$

The embeddings of baryon $D4$ brane can be obtained as a function of ξ_0 , the position of $D4$ brane at $\xi = 0$. From the embedding solution, we can get value of ξ and its slope at $\theta = \pi$ which will be used in force balance condition. The details of the embeddings are discussed in [16].

Now we add probe brane in this geometry; we can put $D6$, $D4$ and $D2$ brane corresponding to the $3+1$, $2+1$ and $1+1$ theory at the boundary. The general induced metric on Dq ($q = 6, 4, 2$) brane can be written from (A.5)

$$ds_{Dq}^2 = \left(\frac{\bar{\xi}_{KK}}{R} \right)^{3/2} \xi^{3/2} \omega_+ (dt^2 + d\vec{x}_d^2) + (R^3 \bar{\xi}_{KK})^{1/2} \frac{\omega_+^{1/3}}{\xi^{3/2}} \left[(1 + \dot{Y}^2) d\rho^2 + \rho^2 d\Omega_{q-d-1}^2 \right]. \quad (3.9)$$

From (A.10), we can write the free energy of Dq brane as follows

$$\mathcal{F}_{Dq} = \hat{\tau}_q \int d\rho \sqrt{\omega_+^{4/3} (1 + \dot{Y}^2)} \sqrt{\hat{Q}^2 + \rho^{2n} \omega_+^{\frac{4}{3}(d-1)}}, \quad (3.10)$$

where $n = q - d - 1$ and $\hat{\tau}_q \equiv \tau_q \bar{\xi}_{KK}^d$. \hat{Q} is related to the number of source Q as follows

$$\hat{Q} = \frac{Q}{\tau_q (2\pi\alpha') \bar{\xi}_{KK}^{(d-1)}}. \quad (3.11)$$

The boundary condition is described in the appendix B (B.14). We now can solve the equation of motion with force balance condition for given \hat{Q} .

For the nuclear symmetry energy (2.9) in large N_c theory, we need to define what is the proton and neutron. In the case of $N_c = 3$, proton consists of two up quark and one down quark (uud), and neutron is udd . But in generic N_c , it is not clear what is the quark contents of proton and neutron. There are many possibilities for quark configurations of proton and neutron but we consider two possibilities in Figure 2.

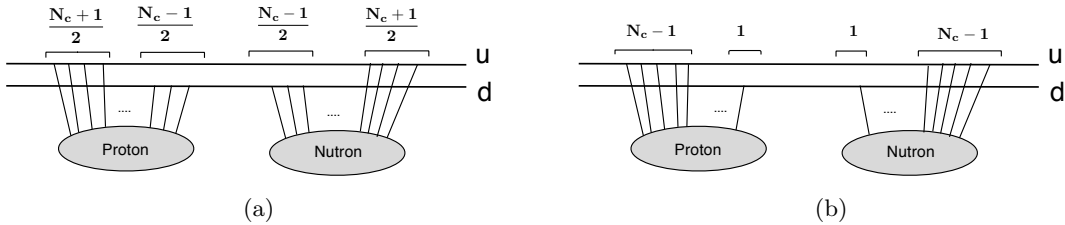


Figure 2: proton and neutron in generic N_c .

• case (a): In this case, the difference of quark number between proton and neutron is always 1. To make this configuration be possible, we assume that N_c is odd. From this configuration, we can set

$$Q_1 - Q_2 = N_p - N_n, \quad Q_1 + Q_2 = Q = N_B N_c, \quad (3.12)$$

where N_p is number of proton and N_n is number of neutron. Then, $\tilde{\alpha}$ can be written as

$$\tilde{\alpha} = \frac{Q_1 - Q_2}{Q_1 + Q_2} = \frac{N_p - N_n}{N_c N_B}, \quad (3.13)$$

and

$$Q_1 = \frac{1 + \tilde{\alpha}}{2} N_c N_B, \quad Q_2 = \frac{1 - \tilde{\alpha}}{2} N_c N_B. \quad (3.14)$$

From this definition, the second order term becomes

$$\tilde{\alpha}^2 E_2 = \left(\frac{N_p - N_n}{N_c N_B} \right)^2 E_2 = \left(\frac{N_p - N_n}{N_B} \right)^2 \cdot \frac{E_2}{N_c^2}. \quad (3.15)$$

Then, the symmetry energy per nucleon can be identified as

$$S_2 = \frac{E_2}{N_c^2 N_B}. \quad (3.16)$$

From (2.5), we can get symmetry energy per nucleon in terms of elements of induced metric,

$$S_2 = \frac{\bar{\xi}_{KK}}{\pi \alpha'} \cdot \frac{1}{N_C} \int d\rho \frac{\hat{Q} \sqrt{\omega_+^{4/3} (1 + \dot{Y}^2)} \rho^{2n} \omega_+^{\frac{4}{3}(d-1)}}{\left(\hat{Q}^2 + 4\rho^{2n} \omega_+^{\frac{4}{3}(d-1)} \right)^{3/2}}. \quad (3.17)$$

There is $1/N_C$ factor in the symmetry energy (3.17) which implies that the symmetry energy is suppressed by N_C . It is consistent with the definition of proton and neutron: there is only one quark difference between proton and neutron and therefore, for large N_C , it is not easy to distinguish these two particle and hence symmetry energy becomes zero for large N_C .

- case (b): In this case, proton consist of $N_C - 1$ up quarks and one down quark, and neutron has single up quark and $N_C - 1$ down quark. The total difference and total number can be written in term of proton and neutron number as follows

$$Q_1 - Q_2 = (N_C - 2)(N_p - N_n), \quad Q_1 + Q_2 = N_C N_B. \quad (3.18)$$

Then,

$$\tilde{\alpha} = \frac{Q_1 - Q_2}{Q_1 + Q_2} = \frac{(N_C - 2)(N_p - N_n)}{N_C N_B}, \quad (3.19)$$

and

$$\tilde{\alpha}^2 E_2 = \left(\frac{N_p - N_n}{N_B} \right)^2 \cdot \frac{(N_C - 2)^2}{N_C^2} E_2. \quad (3.20)$$

Performing same procedure with previous case, we get symmetry energy as follows;

$$S_2 = \frac{\bar{\xi}_{KK}}{\pi \alpha'} \cdot \frac{(N_C - 2)^2}{N_C} \int d\rho \frac{\hat{Q} \sqrt{\omega_+^{4/3} (1 + \dot{Y}^2)} \rho^{2n} \omega_+^{\frac{4}{3}(d-1)}}{\left(\hat{Q}^2 + 4\rho^{2n} \omega_+^{\frac{4}{3}(d-1)} \right)^{3/2}}. \quad (3.21)$$

Instead of suppression by N_C , the symmetry energy grows with N_C factor for large N_C limit.

Considering other intermediate case in similar fashion, we can easily see that the free energy should be lowest in the case (a). Therefore we take the definition of proton defined in (a).

We can convert all parameters in terms of physical quantities such as 't Hooft coupling λ , Kaluza-Klein scale M_{KK} and density. The nuclear density and quark mass can be written as

$$\varrho = \frac{Q}{N_c V_d} = \frac{2^{(d-1)/3} \Omega_n}{3^{2(d-1)} (2\pi)^{n+d-1}} \lambda^{d-2} M_{KK}^d \hat{Q},$$

$$m_q = \frac{\lambda M_{KK} Y_\infty}{2^{2/3} \cdot 9\pi}, \quad (3.22)$$

and the coefficient in (3.17) becomes $\frac{\bar{\xi}_{KK}}{\pi \alpha'} = \frac{2^{1/3}}{9\pi} \lambda M_{KK}$. By substituting these numerical solution into (2.9) we can get symmetry energy for each embeddings in terms of density and quark mass. From the meson mass calculation, we choose

$$\lambda = 18, \quad M_{KK} = 1.04 \text{ GeV}, \quad N_C = 3. \quad (3.23)$$

With this values we can calculate density and quark mass dependence of symmetry energy for $D6$, $D4$ and $D2$ probe brane cases. See Figure 3.

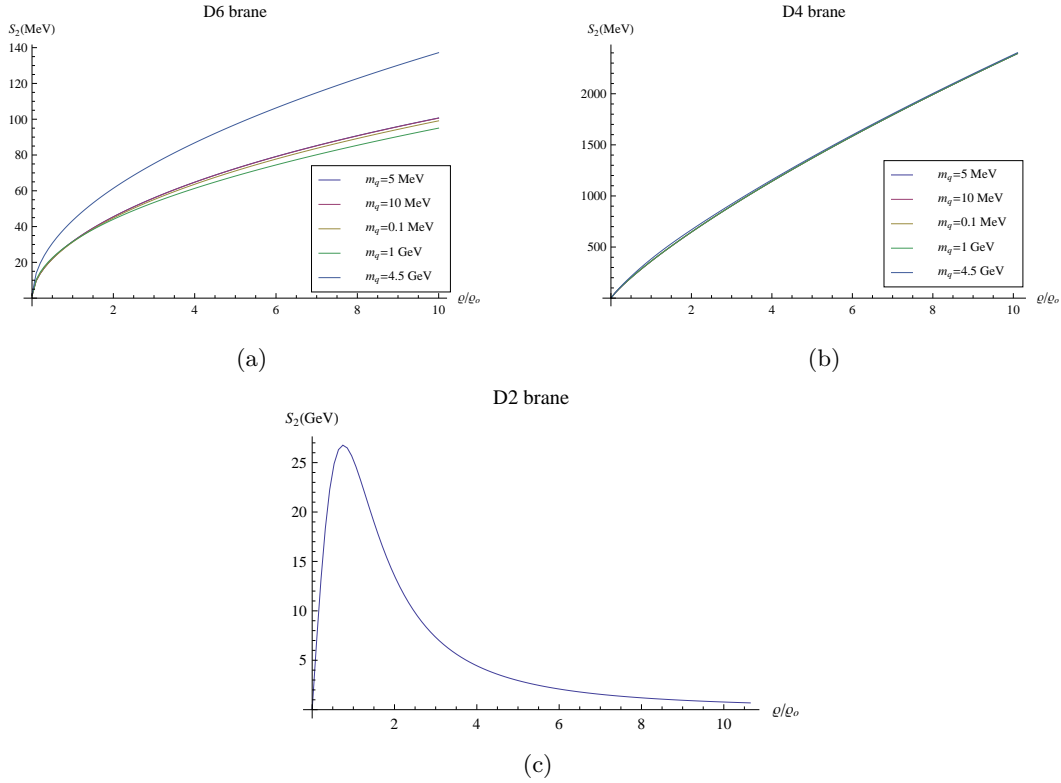


Figure 3: Density dependence of symmetry energy for several quark mass for (a) D6 probe brane, (b) D4 probe brane and (c) D2 probe brane.

- *D6 probe brane:*

In this case, the boundary theory is in 3+1 dimension. From the Figure 3 (a), the symmetry energy with D6 probe brane seems to have square root behavior. All the lines are well fitted

to $S_2 = S_0(\varrho/\varrho_0)^{1/2}$, with $27\text{MeV} \leq S_0 \leq 36\text{MeV}$. For small quark mass(5MeV), symmetry energy curve is fitted to $S_2 \sim 28(\text{MeV})(\varrho/\varrho_0)^{1/2}$. As quark mass increase, the symmetry energy curve move downwards, in other words, it become softer up to quark mass is around 100 MeV. After then, the symmetry energy curve moves to upwards(stiffer) as quark mass increases.

- *D4* probe brane:

The dual theory lives in 2+1 dimension and the result is drawn in Figure 3 (b). In this figure, most symmetry energy curves are on top of each other unless quark mass is very large. And it's behavior seems to be linear for small density.

- *D2* probe brane:

In this case, dual theory is of 1+1 dimensional. The density dependence in the free energy (3.10) factors out:

$$\mathcal{F}_{D_2} = \hat{\tau}_2 \int d\rho \sqrt{\hat{Q}^2 + 1} \sqrt{\omega_+^{4/3}(1 + \dot{Y}^2)}, \quad (3.24)$$

so that the embedding configuration is independent of density. The symmetry energy can be written as follows

$$S_2 = \frac{\bar{\xi}_{KK}}{4\pi\alpha'} \frac{\hat{Q}}{(\hat{Q}^2 + 4)^{3/2}} \int d\rho \sqrt{\omega_+^{4/3}(1 + \dot{Y}^2)}. \quad (3.25)$$

The embedding configuration looks flat for any quark mass which means that the symmetry energy is almost same for all quark mass region. See Figure. 3 (c).

3.2 *D3* brane background

We now consider the confining geometry based on *D3* brane [21];

$$ds_{10}^2 = e^{\phi/2} \left(\frac{r^2}{R^2} A^2(r) \eta_{\mu\nu} dx^\mu dx^\nu + \frac{R^2}{r^2} dr^2 + R^2 d\Omega_5^2 \right), \quad (3.26)$$

where $A(r)$ and the dilaton are given by:

$$A(r) = \left(1 - \left(\frac{r_0}{r} \right)^8 \right)^{1/4} \quad \& \quad e^\phi = \left(\frac{(r/r_0)^4 + 1}{(r/r_0)^4 - 1} \right)^{\sqrt{3/2}}, \quad (3.27)$$

while the five-form remains unaltered from the pure *AdS* solution. R is the *AdS* radius and r_0 is the position of the singularity determined by the value of gluon condensation. Unlike *D4* brane background, the exact relation between r_0 and $\langle G^2 \rangle$ is not clear. So we will see power behavior of symmetry energy in terms of density and asymptotic value of probe brane. For simplicity, we set $r_0 = 1$. Proceeding similarly with the previous section, we can get Hamiltonian for baryon *D5* brane;

$$\mathcal{F}_{BV} = \tau_5 \int d\theta A(r) \sqrt{e^\phi(r'^2 + r^2)} \sqrt{D(\theta)^2 + \sin^8 \theta}, \quad (3.28)$$

where,

$$D(\theta) = -\frac{3}{2}\theta + \frac{3}{2}\sin \theta \cos \theta + \sin^3 \theta \cos \theta. \quad (3.29)$$

The details of this embedding are discussed in [22]. We add $D7$, (or $D5$, $D3$) brane as a probe. The induced metric on Dq brane can be written as

$$ds_{Dq}^2 = e^{\phi/2} \left[\frac{r^2}{R^2} A^2(r) (dt^2 + d\vec{x}_d^2) + \frac{R^2}{r^2} \left\{ (1 + \dot{Y}^2) d\rho^2 + \rho^2 d\Omega_{q-d-1}^2 \right\} \right]. \quad (3.30)$$

And the free energy for probe brane is

$$\mathcal{F}_{Dq} = \tau_q \int d\rho \sqrt{e^{\phi} A(r)^2 (1 + \dot{Y}^2)} \sqrt{\tilde{Q}^2 + e^{\frac{\phi}{2}(q-5)} A(r)^{2d} \rho^{2n}}. \quad (3.31)$$

The symmetry energy(2.9) becomes

$$S_2 = \frac{1}{4\pi\alpha'} \int d\rho \frac{\tilde{Q} \rho^{2n} e^{\frac{\phi}{2}(q-4)} A(r)^{2d+1} \sqrt{1 + \dot{Y}^2}}{\left(\tilde{Q}^2 + 4e^{\frac{\phi}{2}(q-5)} A(r)^{2d} \rho^{2n} \right)^{3/2}}. \quad (3.32)$$

With same method of the previous section, we can calculate symmetry energy, see Figure 4.

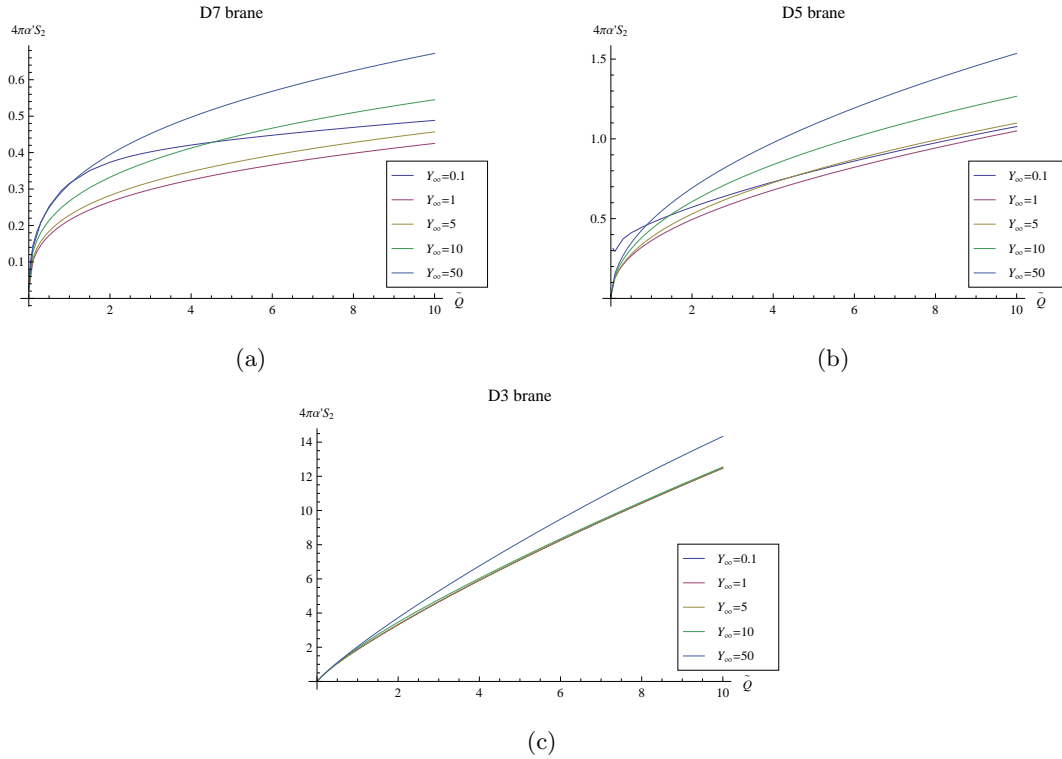


Figure 4: Density dependence of symmetry energy for several quark mass.

- $D7$ probe brane:

In this case, the corresponding boundary boundary theory is of 3+1 dimension. The density and Y_∞ dependence of symmetry energy is drawn in Figure4. In this figure, one can see that

symmetry energy has power behavior unless asymptotic value of probe brane($Y_\infty = 0.1$) is very small. Actually, the symmetry energy curves with $1 \leq Y_\infty \leq 50$ behave as

$$S_2 \simeq \frac{S_0}{4\pi\alpha'} \tilde{Q}^{1/3}, \quad (3.33)$$

with $0.21 \leq S_0 \leq 0.31$.

- *D5* probe brane:

The boundary theory is of 2+1 dimension and the symmetry energy behaves

$$S_2 \simeq \frac{S_0}{4\pi\alpha'} \tilde{Q}^{1/2}, \quad (3.34)$$

with $0.34 \leq S_0 \leq 0.5$ unless Y_∞ is very small, see Figure 4 (b).

- *D3* probe brane:

The boundary theory is of 1+1 dimension. We can see the symmetry energy grows linearly for small density, see Figure 4 (c).

For the given boundary space-time, the density dependence of symmetry energy seems to depend on the dimensionality of D-brane system we use. For the 3+1 dimensional boundary theory, the probe brane should be *D6* for *D4* brane background and it should be *D7* for *D3* background. In the case of *D6* brane, $S_2 \sim \varrho^{1/2}$. On the other hand $S_2 \sim \varrho^{1/3}$ for *D7* probe in *D3* background. These differences appear in all other probe brane cases as well. We will discuss these phenomena further later.

4. Symmetry energy in quark matter system

So far, we discuss symmetry energy in confined system. In this section we consider symmetry energy in deconfined phase, namely, in quark matter instead of nuclear matter. The background geometry is a black brane. To introduce finite density or chemical potential, we introduce fundamental strings which connect black hole horizon and probe brane. The end points of fundamental strings attached on probe provide sources of $U(1)$ gauge field. Since the fundamental strings can move freely along the *D3* direction of the black brane horizon, the boundary system can be identified as the system of freely moving quarks.

Similarly to the previous section, the symmetry energy can be understood as the energy cost to separate the number of up and down quarks from symmetric matter. From the D-brane point of view, we need to consider two probe branes, where different number of strings are attached so that the embedding of two branes are separated from each other. The schematic figure is drawn in Figure 5.

The boundary condition at the horizon is determined by the regularity of the equation of motion at the horizon;

$$\dot{Y}_{\rho_{min}} = \tan \theta, \quad (4.1)$$

where θ is the angle of probe brane at the horizon. By substituting the embedding solution into (2.9), we can get symmetry energy as a function of density and quark mass.

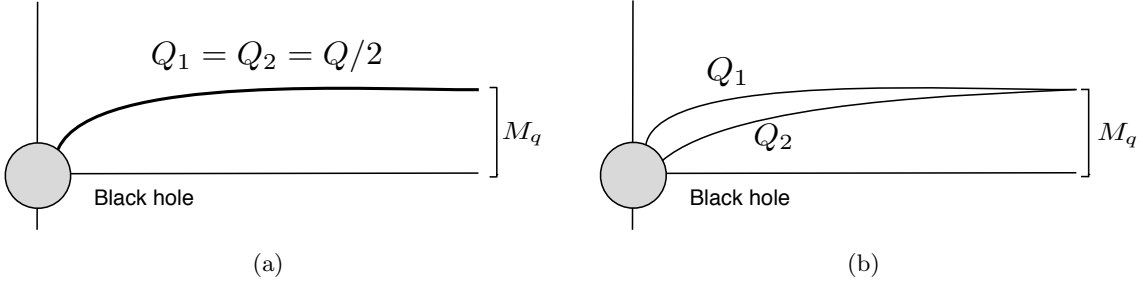


Figure 5: Schematic figure of D-brane configuration for (a) symmetric matter and (b) asymmetric matter.

4.1 D4 brane background

To describe deconfined phase at the boundary theory, we introduce black hole geometry based on D4 brane;

$$ds^2 = \left(\frac{U}{R}\right)^{3/2} (f(U)dt^2 + d\vec{x}^2 + dx_4^2) + \left(\frac{R}{U}\right)^{3/2} \left(\frac{dU^2}{f(U)} + U^2 d\Omega_4^2\right)$$

$$e^\phi = g_s \left(\frac{U}{R}\right)^{3/4}, \quad F_4 = \frac{2\pi N_c}{\Omega_4} \epsilon_4, \quad f(U) = 1 - \left(\frac{U_0}{U}\right)^3, \quad R^3 = \pi g_s N_c l_s^3. \quad (4.2)$$

There is a horizon at $U = U_0$, and the Hawking temperature and the horizon radius are related by [23]

$$U_0 = \frac{16\pi^2}{9} R^3 T^2. \quad (4.3)$$

Introducing a dimensionless coordinate ξ by $\frac{d\xi^2}{\xi^2} = \frac{dU^2}{U^2 f(U)}$, the background geometry becomes

$$ds^2 = \left(\frac{U}{R}\right)^{3/2} (f(U)dt^2 + d\vec{x}^2 + dx_4^2) + \left(\frac{R}{U}\right)^{3/2} \left(\frac{U}{\xi}\right)^2 (d\xi^2 + \xi^2 d\Omega_4^2), \quad (4.4)$$

where U and ξ are related by

$$\left(\frac{U}{U_0}\right)^{3/2} = \frac{1}{2} \left(\xi^{3/2} + \frac{1}{\xi^{3/2}}\right), \quad \text{and} \quad f = \left(\frac{1 - \xi^{-3}}{1 + \xi^{-3}}\right)^2 \equiv \frac{\omega_-^2}{\omega_+^2}. \quad (4.5)$$

In this geometry, we rescale the coordinates such that the black hole horizon is located at $\xi = 1$. The induced metric of probe Dq brane can be written as

$$ds_{Dq}^2 = \left(\frac{1}{R}\right)^{3/2} \xi^{3/2} \omega_+ \left(\frac{\omega_-^2}{\omega_+^2} dt^2 + d\vec{x}_d^2\right)$$

$$+ R^{3/2} \frac{\omega_+^{1/3}}{\xi^{3/2}} \left[(1 + \dot{Y}^2) d\rho^2 + \rho^2 d\Omega_{q-d-1}^2 \right]. \quad (4.6)$$

The form of free energy of Dq brane can be obtained from (A.10) as follows

$$\mathcal{F}_{Dq} = \tau_q \int d\rho \sqrt{\frac{\omega_-^2}{\omega_+^{2/3}} (1 + \dot{Y}^2)} \sqrt{\tilde{Q}^2 + (\xi^{3/4} \omega_+)^{d-1} \left(\frac{\rho^2 \omega_+^{1/3}}{\xi^{3/4}}\right)^n}, \quad (4.7)$$

where $n = q - d - 1$. By substituting the embedding solution into eq.(2.9), we can calculate symmetry energy in terms of density Y_∞ , the asymptotic value of probe brane, which is related to quark mass and temperature by

$$Y_\infty = \frac{2\pi l_s^2}{U_0} m_q = \frac{9l_s}{8\pi R^3} \cdot \frac{m_q}{T^2}. \quad (4.8)$$

Therefore, if we fix quark mass, large value of Y_∞ corresponds to low temperature and small Y_∞ to high temperature.

- *D6* probe brane:

In this case, at low temperature (large value of Y_∞), the symmetry energy $S_2 = 0.5\tilde{Q}^{1/2}$, which is same as confining case. At high temperature (small value of Y_∞), symmetry energy increase linearly in density. We can understand this from eq.(2.9). The symmetry energy is integration of a function from ρ_{min} to infinity. In the case of nuclear matter system, ρ_{min} is zero since the probe brane ends at the tip of baryon vertex. On the other hand, in deconfining phase, probe brane ends on black hole horizon with non-zero ρ_{min} . Therefore, embedding for small asymptotic value start near equator $\rho_{min} = 1$. If density is small ($\tilde{Q} \ll 1$), we can ignore \tilde{Q}^2 term in denominator and symmetry energy is just linear in \tilde{Q} . However, for low temperature, Y_∞ is small and $\rho_{min} \rightarrow 0$ and therefore \tilde{Q}^2 in the denominator contributes to the integral by scaling the variables, giving the power behavior we observed above. The result is described in the figure 6(a).

- *D4* probe brane:

In the case of *D4* probe brane, we get similar result in confining case which is lineally increase as density increase. See the figure 6(b).

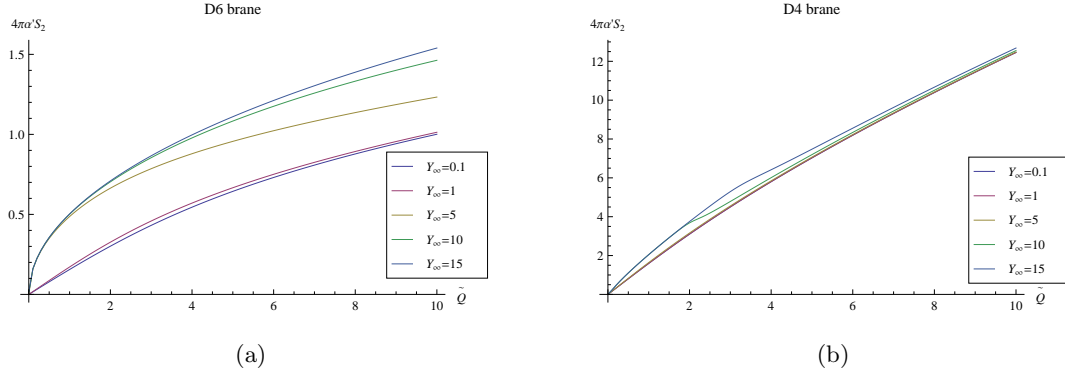


Figure 6: Density dependence of symmetry energy for several Y_∞ .

- *D2* probe brane:

For *D2* brane case symmetry energy become

$$S_2 \sim \frac{\hat{Q}}{(\hat{Q}^2 + 4)^{3/2}} \int d\rho \sqrt{\frac{\omega_-^2}{\omega_+^{2/3}} (1 + \dot{Y}^2)}, \quad (4.9)$$

which is also independent of details of embedding. And the result is almost same as Figure 3(c).

4.2 $D3$ brane background

We now consider the black $D3$ brane geometry;

$$ds^2 = \frac{U^2}{R^2} (f(U)dt^2 + d\vec{x}^2) + R^2 \left(\frac{dU^2}{f(U)U^2} + d\Omega_5^2 \right), \quad (4.10)$$

where $R^4 = 2\lambda l_s^4$ and $f(U) = 1 - (U_0/U)^4$. Here, $\lambda = g_{YM}^2 N_c$ is the 't Hooft coupling of the YM theory. There is a horizon at $U = U_0$, and the Hawking temperature is given by

$$T = \frac{U_0}{\pi R^2} = \frac{U_0}{\sqrt{2\lambda\pi} l_s^2}. \quad (4.11)$$

Introducing a dimensionless coordinate ξ defined by $d\xi^2/\xi^2 = dU^2/(U^2 f(U))$, the bulk geometry becomes

$$ds^2 = \frac{U^2}{R^2} (f dt^2 + d\vec{x}^2) + \frac{R^2}{\xi^2} (d\xi^2 + \xi^2 d\Omega_5^2), \quad (4.12)$$

where $\xi^2 \equiv y^2 + \rho^2$ and ρ is the radius of the 3-sphere. U and ξ are related by $U^2/U_0^2 = \frac{1}{2}(\xi^2 + 1/\xi^2)$ and $f = (1 - \xi^4)^2/(1 + \xi^4)^2$. The induced metric on Dq probe brane and Hamiltonian density can be written as follows

$$\begin{aligned} ds_{Dq}^2 &= \frac{\xi^2 \omega_+}{R^2} \left(\frac{\omega_-^2}{\omega_+^2} dt^2 + d\vec{x}_d^2 \right) + \frac{R^2}{\xi^2} \left[(1 + \dot{Y}^2) d\rho^2 + \rho^2 d\Omega_{q-d-1}^2 \right] \\ \mathcal{H}_{Dq} &= \tau_q \sqrt{\frac{\omega_-^2}{\omega_+}} (1 + \dot{Y}^2) \sqrt{\tilde{Q}^2 + \rho^{2n} \omega_+^d}. \end{aligned} \quad (4.13)$$

With completely same method with the previous section, we calculate symmetry energy for each probe brane ($D7$, $D5$ and $D3$) in terms of density and asymptotic value of probe brane Y_∞ . In this case, the relationship between the asymptotic value of probe brane and temperature(or quark mass) is given by

$$Y_\infty = \frac{2m_q}{\sqrt{\lambda} T}. \quad (4.14)$$

The result is drawn in Figure 7. Same as the previous section, we fix quark mass. Then, the asymptotic value of probe brane Y_∞ proportional to the inverse temperature. In the case of $D7$ brane, for low temperature ($Y_\infty = 15$), the symmetry energy goes like $S_2 = 0.32\tilde{Q}^{1/3}$ while at high temperature, the symmetry energy grows linearly. The symmetry energy line at low temperature for $D5$ probe case goes like $S_2 = 0.5\tilde{Q}^{1/2}$ and it becomes linear at high temperature. In the case of $D3$ probe, symmetry energy has linear behavior for all temperature.

5. Scaling property and universality classes

In this section, we want to understand the scaling behavior of the symmetry energy which is calculated in various models and various phases. We first tabulate all the results in table

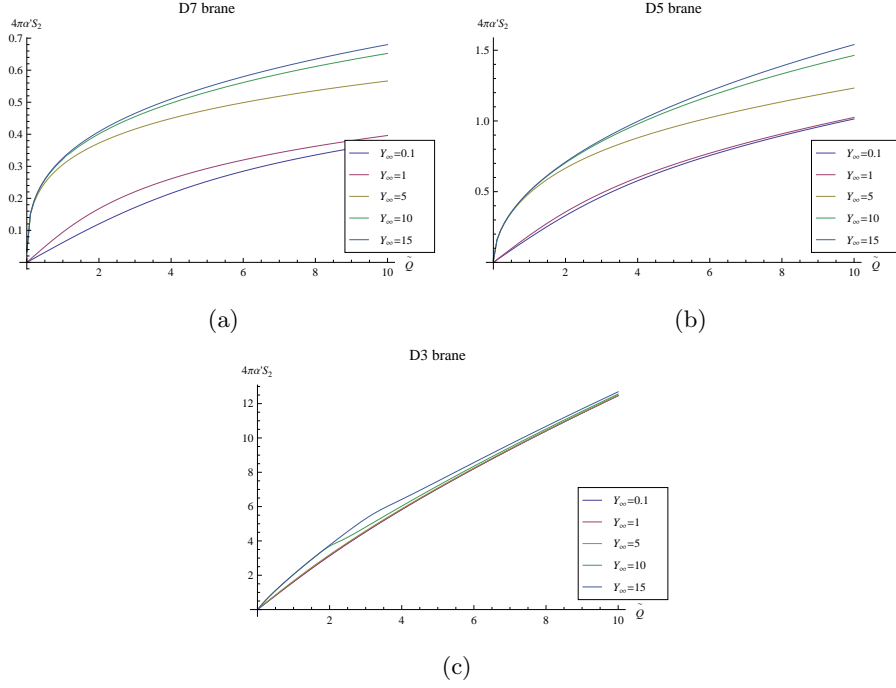


Figure 7: Density dependence of symmetry energy for several Y_∞ .

Table 1: $D4$ brane background

	0	1	2	3	4	5	6	7	8	9	q	d	$q - d - 1$	S_2	$2\nu = n/d$
$D4$	•	•	•	•	•										
$D2$	•	•				•					2	1	0	$\mathcal{O}(1)$	-
$D4$	•	•	•			•	•				4	2	1	Q	$1/2$
$D6$	•	•	•	•		•	•	•			6	3	2	$Q^{1/2}$	$2/3$

Table 2: $D3$ brane background

	0	1	2	3	4	5	6	7	8	9	q	d	$q - d - 1$	S_2	$2\nu = n/d$
$D3$	•	•	•	•											
$D3$	•	•			•	•					3	1	1	Q	1
$D5$	•	•	•		•	•	•				5	2	2	$Q^{1/2}$	1
$D7$	•	•	•	•	•	•	•	•			7	3	3	$Q^{1/3}$	1

1 and table 2. We emphasize that the result is based on the actual numerical calculation without any approximation.

We now re-derive these power behavior of symmetry energy analytically. To do this, we consider the ideally simplified case: BPS metric background and flat embedding of probe branes. In this case, background geometry becomes geometry of black Dq brane;

$$ds_{10}^2 = Z_p^{-1/2}(-dt^2 + d\vec{x}_p^2) + Z_p^{1/2}d\vec{x}_\perp^2, \quad (5.1)$$

with $e^{2\phi} = Z_p^{\frac{3-p}{2}}$. We now consider the general result for the symmetry energy

$$S_2 = 2\tau_q \int d\rho \frac{\tilde{Q} \sqrt{G_{tt} G_{\rho\rho}} e^{-2\phi} G_{xx}^d G_{\Omega\Omega}^n}{\left(\tilde{Q}^2 + 4e^{-2\phi} G_{xx}^d G_{\Omega\Omega}^n\right)^{3/2}}. \quad (5.2)$$

which is already given in eq. (2.9). Then, the term in the square root becomes 1 and

$$\begin{aligned} e^{-2\phi} G_{xx}^d \left(\frac{G_{\perp\perp}}{\xi^2}\right)^{q-d-1} &= Z_p^{\frac{p-3}{2}} \cdot Z_p^{-\frac{d}{2}} \cdot Z_p^{\frac{q-d-1}{2}} \\ &= Z_p^{\frac{1}{2}(p+q-2d-4)}. \end{aligned} \quad (5.3)$$

The value of $p + q - 2d$ is precisely equal to the number of Neuman-Dirichlet (ND) direction of Dp/Dq system. Therefore, if we focus on the system which is supersymmetric configurations or a smooth deformation of them, the exponent becomes zero. In this case the symmetry energy (2.9) for flat embedding can be calculated analytically:

$$S_2 = 2\tau_q \int d\rho \frac{\tilde{Q} \rho^{2n}}{\left(\tilde{Q}^2 + 4\rho^{2n}\right)^{3/2}} = c_n \tilde{Q}^{\frac{1}{n}}, \quad (5.4)$$

where $c_n = 2\tau_q \frac{2^{-2-1/n} \Gamma(\frac{1}{2n}) \Gamma(\frac{n-1}{2n})}{n^2 \sqrt{\pi}}$ and $n = q - d - 1$ so that the density dependence of symmetry energy is $S_2 \sim Q^{\frac{1}{q-d-1}}$. This result reproduces all the result we obtained in previous section numerically.

Notice that both the background and embedding used here are far from the real situation: real background is a deformation of such BPS solution and the embedding is non-trivial deformation from such a flat embedding. Nevertheless, the scaling exponent is the same as the actual configuration used for numerical computation of previous sections. The point is that neither smooth deformation of the metric nor the deformation of the embedding shape seem to change the scaling behavior of the symmetry energy. The exponent of symmetry energy depends only on the dimensionality of probe brane and dimension of non-compact directions. *Therefore the scaling exponents depend only on the universality classes.*

6. Discussion

In this paper, we calculated the asymmetry energy for both nuclear matter as well as the quark matter. The symmetry energy has a power like density dependence with characteristic exponent which is invariant under the smooth deformation of the metric as well as smooth deformation of the embedding. It only depends on the dimensionality of the D-brane system modeling the QCD dynamics. Therefore it is a index for the universality class. The physical interpretation of the scaling exponent is still open question but we give a trial interpretation below.

Discussion: Non-fermi liquid nature of the nuclear matter. According to the fermi gas model of nuclei, the Energy of the nuclei is the sum of the kinetic energies of neutrons

and protons which are moving non-relativistically, namely,

$$E = \frac{3}{5}(N_p \epsilon_{Fp} + N_n \epsilon_{Fn}) \quad (6.1)$$

$$= \frac{3}{5} \epsilon_F A + \frac{1}{3} \epsilon_F A \delta^2 + \mathcal{O}(\delta^4), \quad (6.2)$$

where $A = N_p + N_n$ is the mass number and ϵ_F is the fermi energy for A , $\delta = \frac{(N_p - N_n)}{(N_p + N_n)}$. One can see that the symmetry energy per nucleon is $\epsilon_F/3$. Therefore fermi gas model demonstrates the origin of the symmetry energy as the Pauli principle. What happens if we include the interaction energy of the nucleons? The answer is largely unknown. Depending on how one includes the interaction, the answers are different from one another. In some of the traditional approach, interactions are taken care of by adding a polynomial in density, which means that scaling property ($\sim \rho^\alpha$) should be destroyed by the interaction. However, this is not what we get. In our approach, scaling property remains even in the large density limit. Notice that for the most interesting case of $D4/D6$ and $D3/D7$, the scaling exponents are $1/2$ and $1/3$ respectively. Comparing this with the non-interacting gas which gives $S_2 \sim \rho^{2/3}$, one can see that the symmetry energy of $D4/D6$ implies an anomalous dispersion relations which is neither relativistic nor non-relativistic one. For the $D3/D7$ case, the scaling is the same as the relativistic particles. If we naively extrapolate the relation $S_2 \sim \epsilon_F$, $S_2 \sim \rho^{1/2}$ means the anomalous dispersion relation $\epsilon \sim k^{3/2}$. One may want to associate this as the example of transformation of a particle to un-particle [24]

One may also expect that such anomalous dispersion relation is related to the non-fermi liquid nature of the strongly interacting fermion system. In the presence of the fermi sea, one expect that elementary excitations are quasi particles with renormalized charge and mass. However, when the interactions are strong, such quasi-particles will lose applicability. Using the AdS/CFT duality and utilizing the AdS at UV and the AdS_2 at the IR, it was shown in [25] that

$$G(\omega, k) = \frac{1}{\omega - v_F k_\perp - C \omega^{2\nu}}, \quad (6.3)$$

where k_\perp is the momentum measured from the fermi surface. If $\nu < 1/2$, the dispersion relation becomes $\omega \sim k_\perp^{1/2\nu}$. For example, if $\nu = 1/3$ we get $\omega \sim k_\perp^{3/2}$. In our case, the situation is more subtle since the fermi surface is not stable under turning on temperature and fermi sea is not so calm: the low lying states below ‘fermi sea’ can be all excited so that it should be called fermi ball [26] rather than fermi surface, and k_\perp should be replace by k . These phenomena are all beyond the fermi liquid behavior. For $D3/D7$ case, the exponent indicate that the system is marginally fermi liquid case. More systematic investigation on this matter is strongly desired.

Acknowledgments

This work was supported by the NRF grant funded by the Korea government(MEST) through the Mid-career Researcher Program with grant No. 2010-0008456, and it is also supported by NRF through SRC program Center for Quantum Space-time with grant number 2005-0049409.

A. Free energy of Dq brane

We start from 10 dimensional metric for Dp brane with Lorenzian signature as

$$\begin{aligned} ds_{10}^2 &= -G_{tt}dt^2 + G_{xx}d\vec{x}_p^2 + G_{rr}dr^2 + G_{\perp\perp}d\Omega_\perp^2 \\ &= -G_{tt}dt^2 + G_{xx}d\vec{x}_p^2 + G_{\perp\perp} \left(\frac{G_{rr}}{G_{\perp\perp}}dr^2 + d\Omega_\perp^2 \right), \end{aligned} \quad (\text{A.1})$$

where $d\Omega_\perp^2$ is metric of $S^{(8-p)}$. To make the orthogonal space to Dp brane, we introduce new coordinate;

$$\sqrt{\frac{G_{rr}}{G_{\perp\perp}}}dr = \frac{d\xi}{\xi}, \quad (\text{A.2})$$

then, the metric (A.1) becomes

$$ds_{10}^2 = -G_{tt}dt^2 + G_{xx}d\vec{x}_p^2 + \frac{G_{\perp\perp}}{\xi^2} (d\xi^2 + \xi^2 d\Omega_\perp^2). \quad (\text{A.3})$$

Now, we put probe Dq brane in this background with d dimensional uncompact direction. We can decompose transverse direction into parallel and perpendicular to the probe brane as follows

$$\begin{aligned} ds_{10}^2 &= -G_{tt}dt^2 + G_{xx}(d\vec{x}_d^2 + d\vec{x}_{p-d}^2) + \frac{G_{\perp\perp}}{\xi^2} (dR_{q-d}^2 + dR_{9-p-q+d}^2) \\ &= -G_{tt}dt^2 + G_{xx}(d\vec{x}_d^2 + d\vec{x}_{p-d}^2) \\ &\quad + \frac{G_{\perp\perp}}{\xi^2} (d\rho^2 + \rho^2 d\Omega_{q-d-1}^2 + dY^2 + Y^2 d\Omega_{8-p-q+d}^2). \end{aligned} \quad (\text{A.4})$$

We assume that only Y coordinate has ρ dependence and the other coordinates which perpendicular to probe brane is constant, then the induce metric on probe brane can be written as

$$\begin{aligned} ds_{Dq}^2 &= -G_{tt}dt^2 + G_{xx}d\vec{x}_d^2 + \frac{G_{\perp\perp}}{\xi^2} (1 + \dot{Y}^2) d\rho^2 + \frac{G_{\perp\perp}}{\xi^2} \rho^2 d\Omega_{q-d-1}^2 \\ &\equiv -G_{tt}dt^2 + G_{xx}d\vec{x}_d^2 + G_{\rho\rho}d\rho^2 + G_{\Omega\Omega}d\Omega_{q-d-1}^2, \end{aligned} \quad (\text{A.5})$$

where $\dot{Y} = \partial Y / \partial \rho$.

To introduce number density in boundary theory, we turn on time component of $U(1)$ gauge field $A_t(\rho)$ on the probe brane and set all the other components to be zero. Then we can write DBI action as follows;

$$\begin{aligned} S_{Dq} &= -\mu_q \int d\sigma^{q+1} e^{-\phi} \sqrt{\det(g + 2\pi\alpha' F)} \\ &= -\mu_q \int dt d^d x d\Omega_{q-d-1} d\rho e^{-\phi} \sqrt{G_{xx}^d G_{\Omega\Omega}^{q-d-1} (G_{tt} G_{\rho\rho} - \tilde{F}^2)} \\ &\equiv \int dt d\rho \mathcal{L}_{Dq}, \end{aligned} \quad (\text{A.6})$$

where $\tilde{F} \equiv 2\pi\alpha' F_{t\rho} = 2\pi\alpha' \partial_\rho A_t(\rho)$.

From the equation of motion for gauge field, we can define conserved charge;

$$\frac{\partial \mathcal{L}_{Dq}}{\partial \tilde{F}} = \frac{\tau_q e^{-\phi} G_{xx}^d G_{\Omega\Omega}^{q-d-1} \tilde{F}}{\sqrt{G_{xx}^d G_{\Omega\Omega}^{q-d-1} (G_{tt} G_{\rho\rho} - \tilde{F}^2)}} \equiv \frac{Q}{2\pi\alpha'}, \quad (\text{A.7})$$

where $\tau_q = \mu_q V_d \Omega_{q-d-1}$. Then we can get the relation between field strength and charge as

$$\tilde{F} = \frac{\tilde{Q} \sqrt{G_{tt} G_{\rho\rho}}}{\sqrt{\tilde{Q}^2 + e^{-2\phi} G_{xx}^d G_{\Omega\Omega}^{q-d-q}}}, \quad (\text{A.8})$$

where $\tilde{Q} = Q/2\pi\alpha'\tau_q$.

After Legendre transformation for Lagrangian density, we can get free energy of D_q brane;

$$\begin{aligned} \mathcal{F}_{Dq} &= \int d\rho \left(\tilde{F} \frac{\partial \mathcal{L}_{Dq}}{\partial \tilde{F}} - \mathcal{L}_{Dq} \right) \\ &= \tau_q \int d\rho \sqrt{G_{tt} G_{\rho\rho}} \sqrt{\tilde{Q}^2 + e^{-2\phi} G_{xx}^d G_{\Omega\Omega}^{q-d-1}} \end{aligned} \quad (\text{A.9})$$

$$= \tau_q \int d\rho \sqrt{G_{tt} \frac{G_{\perp\perp}}{\xi^2} (1 + \dot{Y}^2)} \sqrt{\tilde{Q}^2 + e^{-2\phi} G_{xx}^d \left(\frac{G_{\perp\perp}}{\xi^2} \rho^2 \right)^{q-d-1}}. \quad (\text{A.10})$$

B. Baryon vertex and force balance condition

In this work, we consider $D3$ or $D4$ brane as a background. In $D3$ brane background, $D5$ brane wrapping on S^5 with N_c fundamental strings is interpreted as baryon vertex and a spherical $D4$ brane on S^4 is baryon vertex in $D4$ brane background. In the both case, background metric can be written in general form;

$$\begin{aligned} ds_{10}^2 &= -G_{tt} dt^2 + G_{xx} d\vec{x}_p^2 + \frac{G_{\perp\perp}}{\xi^2} (d\xi^2 + \xi^2 d\Omega_{8-p}^2) \\ &= -G_{tt} dt^2 + G_{xx} d\vec{x}_p^2 + \frac{G_{\perp\perp}}{\xi^2} d\xi^2 + G_{\perp\perp} (d\theta^2 + \sin^2 \theta d\Omega_{7-p}^2), \end{aligned} \quad (\text{B.1})$$

here, we assume that the $D(8-p)$ brane has $SO(7-p)$ symmetry, then ξ depends on polar angle θ only. Then the induced metric on $D(8-p)$ brane is

$$ds_{BV}^2 = -G_{tt} dt^2 + \frac{G_{\perp\perp}}{\xi^2} (\xi^2 + \xi'^2) d\theta^2 + G_{\perp\perp} \sin^2 \theta d\Omega_{7-p}^2. \quad (\text{B.2})$$

The DBI action for $D(8-p)$ brane can be written as follows;

$$S_{BV} = -\mu_{8-p} \int d^{9-p} \sigma e^{-\phi} \sqrt{\det(g + 2\pi\alpha' F)} + \mu_{8-p} \int 2\pi\alpha' A_t \wedge G_{(7-p)}, \quad (\text{B.3})$$

where μ_{8-p} is a D-brane tension and $G_{(7-p)}$ is Ramon-Ramon field which couples to the original Dp brane. After substituting induce metric (B.2), we can get

$$S_{BV} = \tau_{8-p} \int dt d\theta \sin^{(7-p)} \theta \left[-R^{(p-7)} e^{-\phi} G_{\perp\perp}^{\frac{7-p}{2}} \sqrt{\frac{G_{tt} G_{\perp\perp}}{\xi^2} (\xi^2 + \xi'^2) - \tilde{F}^2} + (7-p) \tilde{A}_t \right]$$

$$\equiv \int dt d\theta \mathcal{L}_{BV}, \quad (\text{B.4})$$

where

$$\tau_{8-p} = \mu_{8-p} \Omega_{7-p} R^{7-p}, \quad \tilde{A}_t = 2\pi\alpha' A_t. \quad (\text{B.5})$$

The displacement can be obtained by derivative the action with respect to \tilde{F} ,

$$\frac{\partial \mathcal{L}_{BV}}{\partial \tilde{F}} = \frac{\tau_{8-p} R^{p-7} \sin^{7-p} \theta e^{-\phi} G_{\perp\perp}^{\frac{7-p}{2}} \cdot \tilde{F}}{\sqrt{\frac{G_{tt} G_{\perp\perp}}{\xi^2} (\xi^2 + \xi'^2) - \tilde{F}^2}} \equiv -D(\theta), \quad (\text{B.6})$$

and the equation of motion for gauge field is given by

$$\partial_\theta \tilde{D}(\theta) = -(7-p) \sin^{7-p} \theta, \quad (\text{B.7})$$

where $\tilde{D}(\theta) \equiv D(\theta)/\tau_{8-p}$. By integrating, we get the solution in terms of hypergeometric function as follows

$$\tilde{D}(\theta) = c_0 + (7-p) \cos \theta {}_2F_1\left(\frac{1}{2}, \frac{p-6}{2}, \frac{3}{2}, \cos^2 \theta\right). \quad (\text{B.8})$$

For example, in the case of $D4$ brane ($p=4$), we get

$$\tilde{D}(\theta) = c_0 + \cos \theta (3 - \cos^2 \theta), \quad (\text{B.9})$$

which is same as result in [16]. The integration constant c_0 is determined such that \tilde{D} vanishes at $\theta = 0$ which means all fundamental strings are attached on north pole of $D(8-p)$ brane. After substituting the solution of equation of motion, we can rewrite DBI action in terms of displacement which is called as 'Hamiltonian' because the procedure to get it is similar to Legendre transformation.

$$\mathcal{H}_{BV} = \tau_{8-p} \sqrt{\frac{G_{tt} G_{\perp\perp}}{\xi^2} (\xi^2 + \xi'^2)} \sqrt{\tilde{D}^2 + R^{2(p-7)} \sin^{2(7-p)} \theta e^{-2\phi} G_{\perp\perp}^{7-p}}. \quad (\text{B.10})$$

As discussed in previous works, we can calculate force at the cusp of single $D(8-p)$ brane as follows,

$$\begin{aligned} F_{BV} &= \left. \frac{\delta \mathcal{H}_{BV}}{\delta \xi_c} \right|_{\text{on-shell}} = \left. \frac{\partial \mathcal{H}_{BV}}{\partial \xi'} \right|_{\theta=\pi} \\ &= \tau_{8-p} \frac{(7-p) \sqrt{\pi} \Gamma\left(\frac{8-p}{2}\right)}{2 \cdot \Gamma\left(\frac{9-p}{2}\right)} \sqrt{\frac{G_{tt} G_{\perp\perp}}{\xi_c^2}} \frac{\xi'_c}{\sqrt{\xi_c^2 + \xi'^2_c}} \\ &= \frac{N_c}{2\pi\alpha'} \sqrt{\frac{G_{tt} G_{\perp\perp}}{\xi_c^2}} \cdot \frac{\xi'_c}{\sqrt{\xi_c^2 + \xi'^2_c}}, \end{aligned} \quad (\text{B.11})$$

where ξ_c and ξ'_c denote to the value of ξ and it's derivative at the cusp. The overall factor becomes $N_c/2\pi\alpha'$ for both of $D3$ and $D4$ case.

Now, we can get boundary condition for probe Dq brane by imposing '*force balance condition*'. The force at the cusp of probe brane can be obtained from Hamiltonian of probe brane (A.10);

$$\begin{aligned}
F_{Dq} &= \left. \frac{\delta \mathcal{H}_{Dq}}{\delta Y_c} \right|_{\text{on-shell}} = \left. \frac{\partial \mathcal{H}_{Dq}}{\partial \dot{Y}} \right|_{\rho=0} \\
&= \frac{Q}{2\pi\alpha'} \sqrt{\frac{G_{tt}G_{\perp\perp}}{\xi_c^2}} \frac{\dot{Y}_c}{\sqrt{1 + \dot{Y}_c^2}},
\end{aligned} \tag{B.12}$$

where Y_c and \dot{Y}_c denote to the value of Y and it's derivative at the cusp of probe brane. From the force balance condition

$$F_{Dq}(Q) = N_B \cdot F_{BV} = \frac{Q}{N_c} F_{BV}, \tag{B.13}$$

we can get the boundary condition for probe brane

$$\dot{Y}_c = \frac{\xi'_c}{Y_c} \tag{B.14}$$

which does not depends on type of original brane or probe brane.

References

- [1] P. Danielewicz, R. Lacey, and W. G. Lynch, *Science* **298**, 1592 (2002).
- [2] A.W. Steiner, M. Prakash, J. Lattimer, and P. J. Ellis, *Phys. Rept.* **411**, 325 (2005).
- [3] B.-A Li, L.-W. Chen and C. M. Ko, *Phys. Rept.* **464**, 113 (2008).
- [4] C. Xu and B. A. Li, *Phys. Rev. C* **81**, 064612 (2010) [arXiv:0910.4803 [nucl-th]].
- [5] D.V. Shetty and S.J. Yennello, *Pramana* **75** 259 (2010).
- [6] M. Di Toro, V. Baran, M. Colonna, and V. Greco, *J. Phys. G* **37**, 083101 (2010).
- [7] H. K. Lee, B. Y. Park and M. Rho, *Phys. Rev. C* **83**, 025206 (2011) [arXiv:1005.0255 [nucl-th]].
- [8] Z. Xiao, B.-A. Li, L.-W. Chen, G.-C. Yong, and M. Zhang, *Phys. Rev. Lett.* **102**, 062502 (2009).
- [9] L.W. Chen, C.M. Ko, and B.A. Li, *Phys. Rev. Lett.* **94**, 032701 (2005).
- [10] Y. Kim, Y. Seo, I. J. Shin and S. -J. Sin, *JHEP* **1106**, 011 (2011) [arXiv:1011.0868 [hep-ph]].
- [11] J. M. Maldacena, J.M. Maldacena, *Adv. Theor. Math. Phys.* **2**, 231 (1998), *Int. J. Theor. Phys.* **38**, 1113 (1999).
- [12] S. S. Gubser, I. R. Klebanov and A. M. Polyakov, *Phys. Lett. B* **428**, 105 (1998).
- [13] E. Witten, *Adv. Theor. Math. Phys.* **2**, 253 (1998).
- [14] M. Kruczenski, D. Mateos, R. C. Myers and D. J. Winters, *JHEP* **0405**, 041 (2004) [arXiv:hep-th/0311270].
- [15] T. Sakai and S. Sugimoto, *Prog. Theor. Phys.* **113**, 843 (2005) J. Erlich, E. Katz, D. T. Son and M. A. Stephanov, *Phys. Rev. Lett.* **95**, 261602 (2005) L. Da Rold and A. Pomarol, *Nucl. Phys. B* **721**, 79 (2005)
- [16] Y. Seo and S.-J. Sin, *JHEP* **0804**, 010 (2008).
- [17] Y. Kim, Y. Seo, and S.-J. Sin, *JHEP* **1003**, 074 (2010).
- [18] E. Witten, *JHEP* **9807**, 006 (1998). [hep-th/9805112].
- [19] S. S. Gubser, hep-th/9902155.
- [20] N. J. Evans, S. D. H. Hsu and M. Schwetz, *Phys. Lett. B* **382**, 138 (1996) [arXiv:hep-ph/9605267].
- [21] S. S. Gubser, arXiv:hep-th/9902155.
A. Kehagias and K. Sfetsos, *Phys. Lett. B* **454** (1999) 270
- [22] Y. Seo, J. P. Shock, S. -J. Sin, D. Zoakos, *JHEP* **1003**, 115 (2010). [arXiv:0912.4013 [hep-th]].
- [23] M. Kruczenski, D. Mateos, R. C. Myers and D. J. Winters, *JHEP* **0405**, 041 (2004) [arXiv:hep-th/0311270].
- [24] H. Georgi, *Int. J. Mod. Phys. A* **25**, 573 (2010).
- [25] T. Faulkner, H. Liu, J. McGreevy and D. Vegh, *Phys. Rev. D* **83**, 125002 (2011) [arXiv:0907.2694 [hep-th]].
- [26] S. -S. Lee, *Phys. Rev. D* **79**, 086006 (2009) [arXiv:0809.3402 [hep-th]].