

# Interaction of free-floating planets with a star-planet pair

Harry Varvoglis, Vasiliki Sgardeli and Kleomenis Tsiganis  
Department of Physics, University of Thessaloniki  
GR-54124 Thessaloniki, Greece  
E-Mail: varvogli@physics.auth.gr

January 24, 2019

## Abstract

The recent discovery of free-floating planets and their theoretical interpretation as celestial bodies, either condensed independently or ejected from parent stars in tight clusters, introduced an intriguing possibility. Namely, the existence of exoplanets not condensed from the protoplanetary disk of their parent star. In this novel scenario a free-floating planet interacts with an already existing planetary system, created in a tight cluster, and is captured as a new planet. In the present work we study this interaction process by integrating trajectories of planet-sized bodies, which encounter a binary system consisting of a Jupiter-sized planet revolving around a Sun-like star. To simplify the problem we assume coplanar orbits for the bound and the free-floating planet and an initially parabolic orbit for the free-floating planet. By calculating the uncertainty exponent, a quantity that measures the dependence of the final state of the system on small changes of the initial conditions, we show that the interaction process is a fractal classical scattering. In this way we see that the statistical approach we follow to tackle the problem is justified. The possible final outcomes of this interaction are only four, namely flyby, planet exchange, capture or disruption. We give the probability of each outcome as a function of the incoming planet's mass. We find that the probability of exchange or capture (in prograde as well as retrograde orbits and for very long times) is non-negligible, a fact that might explain the possible future observations of planetary systems with orbits either retrograde or tight and highly eccentric.

**Keywords:** planetary systems, numerical methods, statistical methods

## 1 Introduction

The three-body problem has been a topic of active research since the seventeenth century, initially most of the effort focusing on bound solutions and their

long time stability. This problem was “solved” (in the negative sense) through the work of (a) Poincaré 1893, who showed that the general solutions of even the simplest variant of the problem, the restricted planar circular three-body problem, cannot be written in the form of convergent series, and (b) Marchal and Bozis (1982), who showed that in the general three body problem zero velocity curves do not exist, so that one of the bodies can always escape to infinity. However the “opposite” problem, i.e. the interaction of a body coming from “infinity” with a binary pair, has attracted rather limited attention. From the astrophysical point of view, there are three distinctive special forms of this problem: (a) the binary members and the incoming body have similar masses (interaction of a “passing” star with a binary star), (b) the binary consists of a massive and a small body and the incoming body is massive (a passing star interacting with a planetary system) and (c) the binary consists of a massive and a small body and the incoming body is small (a passing planet interacting with a planetary system). The first two forms have already been discussed in the literature (e.g. see Boyd, 1993; Mikkola, 1994; Donnison, 2008 for the first, Astakhov and Farrelly, 2004 for the second). However the third one has attracted limited interest up to now (e.g. see Donnison, 2006), probably because planets were considered always to be bodies revolving about stars. The discovery of free floating planets (FFPs) a few years ago changed this picture.

The initial report by Zapatero-Osorio et al. (2000) on the observation of free-floating planets with masses  $m_J < m < 3m_J$  (where  $m_J$  is Jupiter’s mass) was regarded initially with scepticism, since it was not consistent with the generally accepted definition of a planet. However subsequent microlensing observations (Sumi et al., 2011) showed that celestial bodies with masses  $m \approx m_J$  really do exist in the Milky Way, and for that in numbers exceeding those of its stars, making the interaction of FFPs with already existing planetary systems a noteworthy process. In any case, recent publications (e.g. see Poindexter *et al.*, 2005) have shown that the probability of such an interaction is non-trivial within clusters of newborn stars, where a planet ejected from a young planetary system (or condensed independently) may remain within the cluster for long time intervals. In the present paper we study numerically the simplest possible model of such an interaction, namely a bound planet (BP) on circular orbit around a star, scattering a FFP approaching from “infinity” on a coplanar orbit.

The interaction of a FFP with an existing star-planet binary system has only four possible outcome states: the incoming body (a) goes to infinity, probably exciting the planet (flyby), (b) replaces in orbit around the star the BP, which in turn goes to infinity (exchange) (c) is captured by the star-planet binary system, forming a two-planet planetary system (resonance) or (d) the system is disrupted (disruption) (Fig. 1). If the initial total energy of the system is negative, as in our numerical experiments, the fourth outcome is ruled out and we are left with only three possible outcomes.

From the purely dynamical point of view, however, the situation is more complicated. The interaction can be distinguished into “single-” and “multiple-encounter” events. In a single-encounter event the FFP interacts only briefly

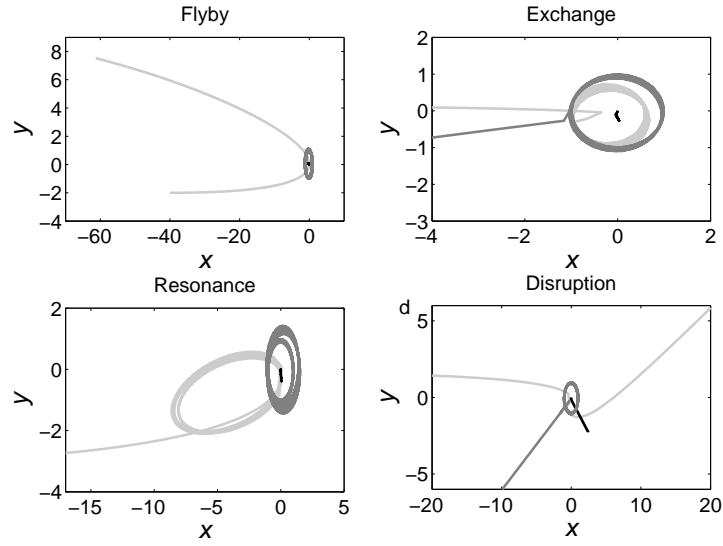


Figure 1: Characteristic orbits of the scattering between a star - planet system and a free-floating planet (FFP) (FFP: light gray, bound planet (BP): dark gray, star: black). *Flyby*: a simple deflection of the FFP, *exchange*: the FFP displaces the BP and takes its place orbiting the star, *resonance*: the two bodies are temporarily bound to the star, *disruption*: the system breaks up and the three bodies move to infinity. Note that disruption is not possible when the system's center of mass energy is negative, which is the case in our numerical experiments.

with the BP (e.g. for a time interval less than one unperturbed period of the BP) while in a multiple encounter event the FFP enters in orbit around the star and interacts for an extended period of time with the BP (typically much more than one unperturbed period). Therefore a single encounter event can result only in flyby or exchange, which may be thought of as “direct” outcomes. To the contrary, a multiple encounter event, which in the literature is usually referred to as a *resonance* (from the corresponding quantum-mechanical case, e.g. Boyd & McMillan, 1993), is not a “definitive” outcome, since after some time interval one of the two planets may escape to infinity (e.g. see Marchal & Bozis, 1982). In other words, a resonance may ultimately decay to a flyby or an exchange, which, in this sense, may be considered as “indirect” outcomes. Therefore finally a more comprehensive classification of the possible outcomes may read as follows: flyby (direct and indirect), exchange (direct and indirect) and “long-time” capture. It is not possible to guarantee a permanent capture since, as we mentioned already, in the general three-body problem closed zero-velocity curves do not exist. But, as we show in section 4, the statistical analysis of our results indicates that a percentage of resonances end up in “deep” captures, in the sense that the resulting two-planet system may remain stable for very long times. In fact, if a fourth body exists nearby or other forces (e.g. tides) are taken into account, the 3-body system might be stabilized.

The paper is organized as follows. In the next section we describe the setting of our numerical experiments. In section 3 we show that the scattering process is a fractal one, we calculate the uncertainty exponent and we give the probability of each one of the possible outcomes of the scattering. In section 4 we present our main results, concerning (a) the dependence of the scattering outcomes on the mass of the incoming FFP, (b) the physics behind capture and (c) the orbital distribution (in the cases of capture and exchange) as a function of the mass and the impact parameter of the FFP. Finally in section 5 we discuss our results.

## 2 Numerical experiments setup

### 2.1 Initial configuration

We perform numerical experiments of the three body scattering between a star-planet system and an incoming FFP. The three bodies are considered as point masses moving on coplanar orbits and are: a star of mass  $M$ , a BP of mass  $m_J$  in orbit around the star, and the FFP with mass  $m$  similar to that of the BP, incoming from infinity. The initial configuration of the scattering experiment is shown in Fig. 2. The star is initially placed at rest at the origin of the inertial reference frame  $0xy$  and the BP is placed at a distance  $r_0$  with initial velocity,  $v_0$ , corresponding to a circular orbit around the star. The FFP is coming from a fixed distance of  $40r_0$  with impact parameter  $d$  and initial parabolic velocity  $v$  with respect to the star. This distance is sufficient to ensure that the FFP and the original planetary system are not initially interacting. The initial velocity,  $v$ , of the FFP is estimated as a function of  $d$  through the relationship:



Figure 2: Initial configuration of the scattering between a star-planet system and a FFP. The figure shows the initial position of the three bodies with respect to an inertial reference frame  $Oxy$ . The BP is initially on a circular orbit around the star and the FFP is coming with parabolic co-planar velocity from a fixed distance, sufficient to ensure that it is not initially interacting with the planetary system. The initial state of the system is determined by the impact parameter,  $d$ , of the FFP and the initial phase,  $\phi$ , of the BP. Note that  $d$  is negative for retrograde orbits ( $y > 0$ ) and positive for prograde orbits ( $y < 0$ ).

$$E = \frac{1}{2}\mu v^2 - G \frac{mM}{\sqrt{d^2 + (40r_0)^2}} = 0 \quad (1)$$

where  $\mu = (mM)/(m+M)$ . Keeping all other parameters fixed, the initial state of the system is determined by the impact parameter of the FFP,  $d$ , and the initial phase of the BP,  $\phi$ . Note that  $d$  can take both positive and negative values. By convention, we assign a negative value to  $d$  when the angular momentums of the BP and the FFP have different signs ( $y > 0$  in Fig. 2) and positive otherwise ( $y < 0$  in Fig. 2). The initial values of the impact parameter are restricted in the interval  $-7r_0 < d < 7r_0$ , where exchange and resonance are mainly expected to occur (see e.g. Donnison, 1984). Within this configuration the total energy of the system at the center of mass is always negative, although it depends weakly on  $\phi$  and  $d$ .

## 2.2 Equations of motion and integration

Our dynamical system is an autonomous one with six degrees of freedom and is described by the Hamiltonian:

$$H = \frac{|\mathbf{p}_1|^2}{2m} + \frac{|\mathbf{p}_2|^2}{2M} + \frac{|\mathbf{p}_3|^2}{2m_J} - G \frac{mM}{|\mathbf{r}_1 - \mathbf{r}_2|} - G \frac{m_J M}{|\mathbf{r}_3 - \mathbf{r}_2|} - G \frac{mm_J}{|\mathbf{r}_1 - \mathbf{r}_3|}, \quad (2)$$

with  $\mathbf{r}_1$ ,  $\mathbf{r}_2$  and  $\mathbf{r}_3$  the positions of the FFP, the star and the BP with respect to the inertial reference frame  $x, y$  and  $\mathbf{p}_1$ ,  $\mathbf{p}_2$  and  $\mathbf{p}_3$  the corresponding momenta. The initial position and momentum of the three bodies are:  $x = 0, y = 0, p_x = 0, p_y = 0$  for the star,  $x = r_0 \cos \phi, y = r_0 \sin \phi, p_x = -mv_0 \sin \phi, p_y = mv_0 \cos \phi$  for the BP and  $x = -40r_0, y = -d, p_x = m_J v, p_y = 0$  for the FFP.

Throughout the numerical experiments we fix the mass ratio of the star - planet system equal to the mass ratio of the Sun - Jupiter system and we set the radius of the planet's orbit ( $r_0$ ) equal to the semi-major axis of Jupiter. We use a system of units where  $G = 1$ ,  $M = 1$ ,  $r_0 = 1$ . It follows that the mass, circular velocity and orbital period of the BP are  $m_J = 0.000964583M$ ,  $v_0 = 1$  and  $T = 2\pi$  respectively. The initial velocity of the FFP is determined through eq. (1) as a function of  $d$  and  $m$  and is approximately equal to  $v = 0.2236v_0$ . The equations of motion (2) are integrated through a Rosenbrock scheme, which is optimized for stiff ordinary differential equations (Rosenbrock, 1963; Gear, 1971).

### 2.3 Final state – exit tests

Due to energy exchange between the three bodies the system may end up in four qualitatively different states, depending on the total energy of the system at the center of mass. In particular there are three types of unbound motion. These are: *flyby*, where the FFP is deflected from the planetary system leaving it bound, *exchange*, where the FFP displaces the BP and takes its place orbiting the star and *disruption*, where the planetary system is destroyed and the three bodies move independently. Disruption is possible only when the total energy of the system is zero or positive. Bound motion between the three bodies is called *resonance* and can occur only when the total energy of the system is negative. At resonance, the FFP and the BP are temporarily bound to the star. Again, due to energy exchange between the bodies at every close approach, one of the bodies (BP or FFP) can gain enough energy and escape. So, resonance can result in *indirect flyby* (escape of the FFP) or *indirect exchange* (escape of the BP). But it is not known *a priori* if and when a resonant configuration will “break up” and end in indirect flyby or exchange.

The state of the system at a given time after the scattering is a function of the initial configuration, which is determined by the parameters  $\phi$  and  $d$ , since we keep all other parameters fixed. We have to note that the center-of-mass energy of the system is a weak function of  $\phi$  and  $d$ , but it is always negative allowing for bound motion (resonance) and ruling out disruption. Our purpose is to map the initial conditions  $(\phi, d)$  to the final states of the system (flyby, exchange or resonance). In order to do this, we choose 350,000 uniformly distributed initial conditions in the intervals  $0 < \phi < 1$  (in cycles) and  $-7r_0 < d < 7r_0$ .  $|d_{max}| = 7r_0$  is the maximum impact parameter for which a direct exchange can occur and may be estimated, as a function of the FFP's mass, using known analytical approximations (e.g. see Donnison, 1983). The equations of motion are integrated for each initial conditions set  $(\phi, d)$  until a certain time  $t_{test}$ . At that time a test is made to decide the final state of the system, namely flyby, exchange or resonance. However, the exit test cannot distinguish between direct and indirect, flyby or exchange, since the three final states are identified only on the basis of the relative energy of the bodies in pairs at time  $t_{test}$ . If  $E_{12}$ ,  $E_{23}$ ,  $E_{13}$  are the center-of-mass energies of the pairs FFP-star, BP-star and FFP-BP, they correspond to the final states as follows:

- a. Flyby:  $E_{12} > 0, E_{23} < 0, E_{13} > 0$
- b. Exchange:  $E_{12} < 0, E_{23} > 0, E_{13} > 0$
- c. Resonance:  $E_{12} < 0, E_{23} < 0, E_{13} > 0$

The exit test is performed at time  $t_{test} = 80r_0/0.2236v_0 \approx 360r_0/v_0 \approx 57.3T$ , where  $T$  is the unperturbed orbiting period of the BP. At this time the FFP, moving at its initial velocity, would have traveled a distance twice its initial distance from the star. Typical cases of FFP and BP escapes (since we cannot be sure whether resonance is a *real* final outcome, see Section 5) are given in Figs. 3 and 4. It should be noted that *resonance* appears for both prograde and retrograde orbits (Gayon, 2009), which, as a rule, originate from corresponding initial positive or negative impact parameters. However the opposite is not rare (initial negative (positive) impact parameter leading to prograde (retrograde) orbits). From this we see that the “hidden” physics below a final outcome are not always the same.

### 3 Scattering is fractal

#### 3.1 Fractal properties of the initial-value space

In Fig. 5 we present the final states corresponding to each initial condition in  $(\phi, d)$  for the scattering of a FFP with mass equal to that of the BP ( $m = m_J$ ). Each initial condition pair  $(\phi, d)$  is coded according to the final state of the system at the time of the exit test,  $t_{test} = 57.3T$ . Gray represents *flyby*, white represents *resonance* and black *exchange*. As it is illustrated in Fig. 5, flyby and temporary capture of the FFP are the most probable ( $> 99\%$ ) outcomes, while the probability of exchange is much smaller ( $\approx 0.1\%$ ). At this resolution, it seems that there is a clear boundary between the three basins of final states, with the basin of exchange constituting the border between flyby and resonance.

Zooming twice in the region defined by the small black box in Fig. 5, we see that the boundary between the three basins is not smooth (Fig. 5 bottom). Within the region leading to resonance (white), there are scattered initial conditions that lead to the other two final states, a fact repeated at smaller and smaller scales. This indicates uncertainty in predicting the final state of the system for regions close to the boundary and a possible fractal structure. On the other hand there are regions where the boundary between two basins appears to be smooth i.e. the boundary between flyby (gray) and resonance (white) basins in Fig. 5 bottom-right. The coexistence of fractal and smooth (non fractal) boundaries intertwined in arbitrarily fine scales is common in Hamiltonian systems (e.g. see Bleher et al., 1990). From the two successive enlargements shown in Fig. 5 it is also apparent that the non-smooth border looks qualitatively self-similar for at least two scales of magnification.

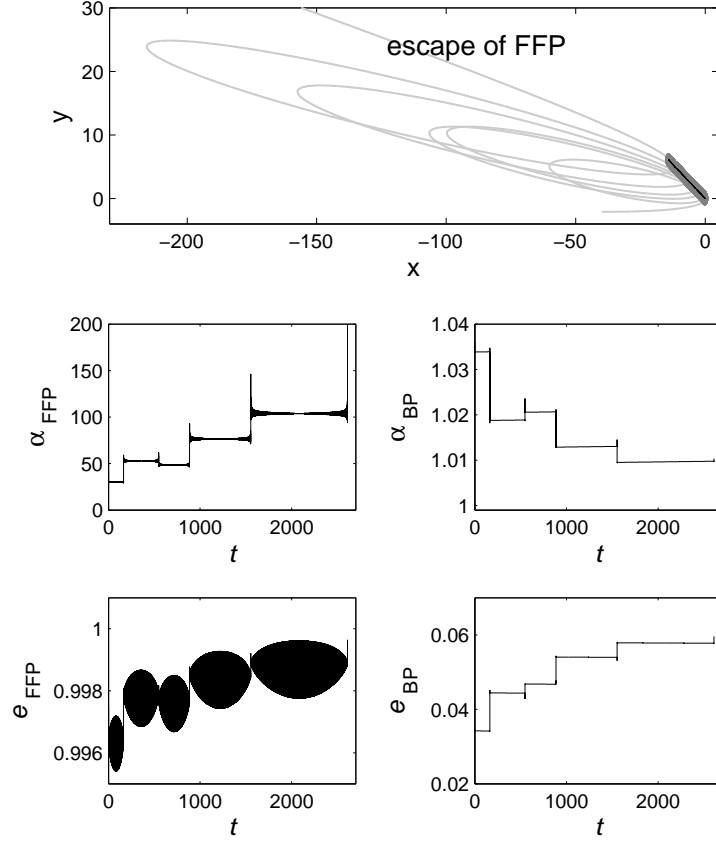


Figure 3: (Top) An example of FFP escaping case following a period of temporary capture into resonance (*indirect - flyby*) (FFP: light gray, BP: dark gray, star: black). Corresponding evolution of stellarcentric semi-major axis (middle-row) and eccentricity (bottom-row) of the FFP and BP until the FFP's escape. We see that the planets jump from one orbital resonance to another (see Fig. 4 as well)



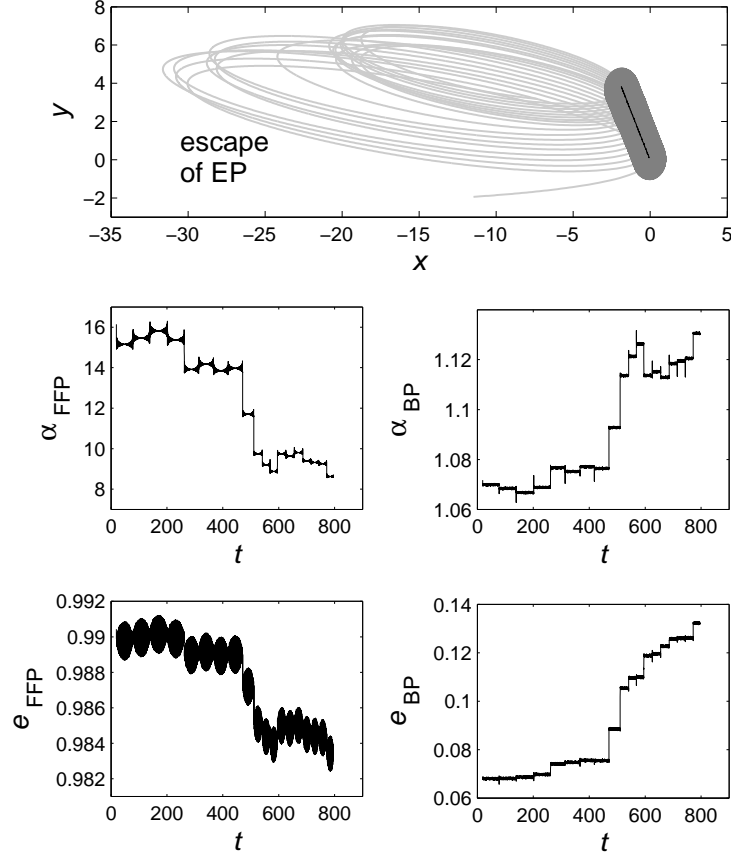


Figure 4: (Top) An example of BP escaping case following a period of temporary capture of the FFP into resonance (*indirect - exchange*) (FFP: light gray, BP: dark gray, star: black). Corresponding evolution of stellarcentric semi-major axis (middle-row) and eccentricity (bottom-row) of the FFP and BP until the BP's escape. We see that the escape of the BP is the final outcome of a sequence of temporary resonant captures, which drive the FFP to lower values of  $(a, e)$ , while the BP's elements increase. Note: The upper left corner panel does not depict the escape of the BP, which happens at a much later time.

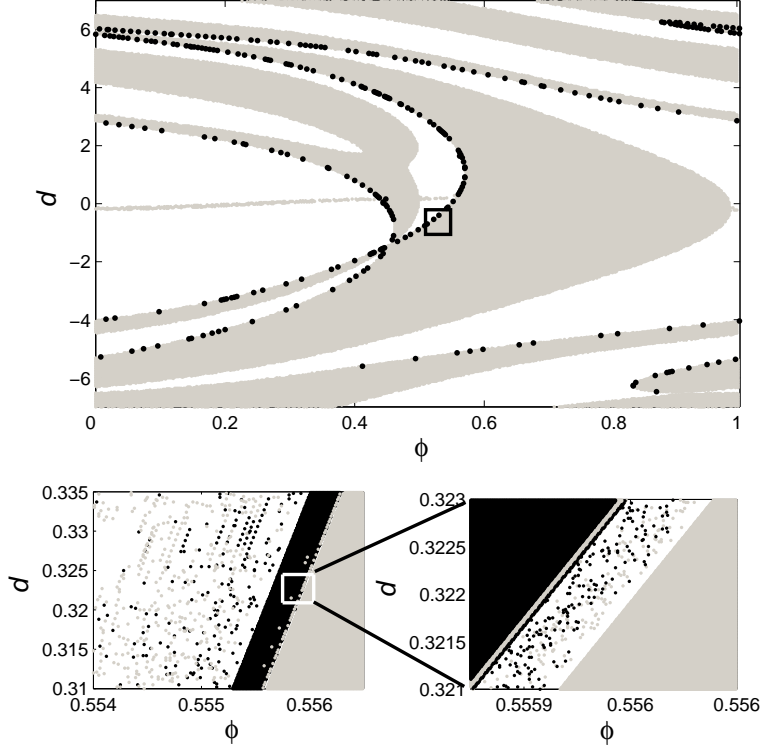


Figure 5: (Top) Initial-value space for the scattering of a FFP with mass  $m = m_J$ . Each initial condition  $\phi, d$  is coded to represent the state of the system after the scattering, at time  $t_{test} = 57.3T$ . By this time, the majority of initial conditions have led to either flyby (gray) or resonance (white). Initial conditions corresponding to exchange (black) constitute the boundary between the other two basins. Note that resonance (white) is not a definite outcome and the corresponding orbits may later on decay to either flyby or exchange. (Bottom-left) Magnification of the region defined by the black box and (bottom-right) a further magnification of the sub-region contained in the white box. The occurrence of scattered initial condition leading to flyby and exchange within the basin of resonance (white), leads to great uncertainty in predicting the final state of the system for initial conditions close to the boundary. The two successive magnifications show an apparent self similar structure of the boundary.

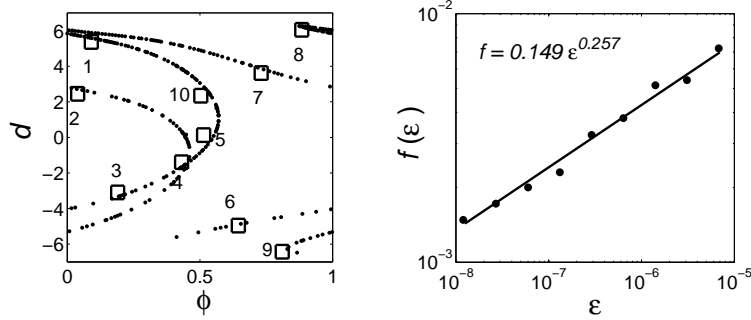


Figure 6: (Left) Black boxes denote 10 regions of the initial value-space for which the uncertainty exponent was estimated (dimensions of the regions  $\delta\phi = 0.003$  and  $\delta d = 0.06$ ). (Right) Fraction of uncertain initial conditions,  $f$ , as function of the uncertainty,  $\epsilon$ , for region 3 and for the boundary of flyby, considering the other two basins as one. The uncertainty exponent is estimated to  $\alpha = 0.257 \pm 0.014$ , which gives a boundary dimension of  $d \approx 1.743$ .

### 3.2 Estimating the uncertainty exponent

In order to estimate the boundary (between basins) dimension, we apply the *final state sensitivity method* introduced by Bleher et al. (1990). The basic idea behind this method is to estimate the probability,  $p(\epsilon)$ , to make a wrong prediction of the final state when there is an uncertainty  $\epsilon$  in the initial conditions. If the boundary is a smooth 1-D geometrical object (i.e. a line) this probability would be exactly proportional to  $\epsilon$ . In a different case (i.e. a fractal boundary) we expect this probability to scale differently with  $\epsilon$ . In any case, the scaling of  $p$  with  $\epsilon$  gives the co-dimension of the boundary,  $a$ , from which the capacity dimension of the boundary follows as  $d = D - a$ , with  $D$  the dimension of the embedding space (see Bleher et al. 1990). The method is the following:

In a box  $[\phi, d]$  on the initial-value space we select at random 25,000 “central” initial conditions  $(\phi, d)$ . Each “central” initial condition is perturbed along the  $d$  axis by an amount  $\epsilon$ , so that we get two “side” initial conditions  $(\phi, d + \epsilon)$  and  $(\phi, d - \epsilon)$ . If the three initial conditions (the “central” and the two “side” ones) do not all lead to the same final state, the “central” condition is considered as  $\epsilon$ -uncertain. For every  $\epsilon$  we calculate the fraction,  $f(\epsilon)$ , of  $\epsilon$ -uncertain “central” initial conditions and plot it as a function of  $\epsilon$  in log-log axes. The points  $(\epsilon, f(\epsilon))$  should lie on a straight line  $\log f = a \log \epsilon + b$ , where the slope,  $a$ , is the co-dimension of the boundary, named in this case *uncertainty exponent*. The capacity dimension,  $d$ , of the boundary is  $d = D - a$ , with  $D = 2$  (the dimension of the initial-value space). A smooth boundary has  $a = 1$ , so that  $d = 1$  (a line). If  $a < 1$  (as we find in most cases here), the boundary is fractal and  $d > 1$ .

To estimate the uncertainty dimension we select 10 sub-regions of the initial-

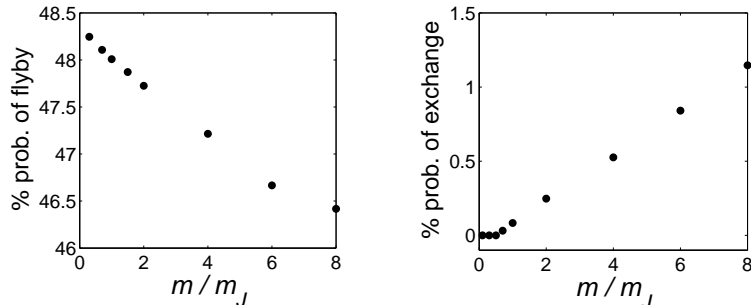


Figure 7: Fraction of orbits that have resulted in flyby and exchange by the time of the exit test ( $t_{test} = 57.3T$ ) as functions of the FFP’s mass. The third outcome, namely temporary capture of the FFP, is the supplement of the other two sets and is an increasing function of the FFP’s mass in this range of  $m$ . Note that the probability of exchange falls to zero for  $m < 0.5m_J$  (see section 4.3).

value space, shown in Fig. 6. In each region we compute the capacity dimension of the boundaries of the basins of (i) exchange and (ii) flyby, considering in each case the remaining two basins as a single one. The scaling of  $f$  with  $\varepsilon$  for region 3 of Fig. 6 (left) and for the basin of flyby is shown in Fig. 6 (right). For  $\varepsilon < 10^{-5}$  the function  $f(\varepsilon)$  is very well fitted by a straight line for at least 3 orders of magnitude of  $\varepsilon$ , which is a strong indication that our results show a real fractality of the boundary and are not an artifact of the method. The fit gives  $a = 0.257 \pm 0.014$  and, therefore,  $d \simeq 1.743$ .

## 4 Final state statistics

### 4.1 Probabilities of exchange, flyby and resonance

We have performed a large number of numerical experiments for various values of the ratio  $m/m_J$  and in this section we give the statistics at time  $t_{test} = 57.3T$ , concerning (direct) exchange, (direct) flyby and resonance (temporary capture of the FFP) as functions of  $m/m_J$ .

The probabilities of exchange and flyby as functions of the FFP’s mass are shown in Fig. 7. Roughly half of the cases end up in direct flyby, while a small percentage (of the order of 1%) ends up in direct exchange. The rest of the cases ( $\approx 50\%$ ) correspond to temporary capture of the FFP. It is interesting to note that, for a relatively large interval, the exchange and flyby probabilities depend linearly on the FFP’s mass. Another interesting point is that there is a lower mass limit ( $m = 0.5m_J$ ), below which direct exchange cannot occur. An explanation of this fact is given in a following section (4.3). A similar result

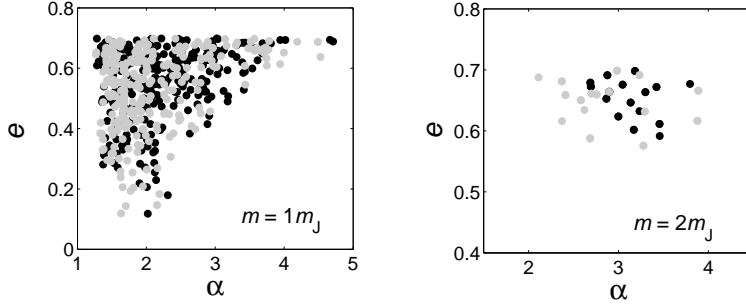


Figure 8: Stellarcentric orbital elements of the FFP (black) and the BP (gray) in resonance, for orbits for which both planets have moderate values of semi-major axis and eccentricity ( $\alpha < 50r_0$ ,  $e < 0.7$ ). The elements are computed at time  $t_{test} = 57.3T$ .

concerning the lower mass limit for exchange has been reported by Boyd and MacMillan (1993) in the case of scattering of a star from a binary star of equal mass members, within a configuration similar to the one used here. In particular, these authors found that the probability of exchange drops to zero for masses of the incoming body between  $0.3$  and  $0.8 m_{star}$  ( $M$ ). For the problem of equal binary masses the probability of exchange increases rapidly with the mass of the incoming body, since in this case either one of the binary members can escape. In our case, the masses of the BP and the FFP are much smaller than that of the star and the probabilities of exchange, flyby and resonance do not vary strongly with the mass of the FFP.

## 4.2 Orbital distribution in resonance

In resonant captures the orbital elements of both BP and FFP vary within a wide range. In particular, the FFP's semi-major axis ranges between  $1.998r_0$  and  $3.3 \cdot 10^7 r_0$  with most of the orbits (80%) reaching eccentricities  $> 0.99$ . The semi-major axis of the BP ranges between  $0.998r_0$  and  $300r_0$  with 80% of the orbits having semi-major axis  $1.00r_0 < a < 1.01r_0$ . In most cases ( $> 90\%$ ) the FFP follows a very eccentric orbit with large semi-major axis, while the BP is slightly perturbed from its initial orbit. However there are also a few cases where both planets have moderate values of  $a$  and  $e$ . Fig. 8 shows such cases for two values of the FFP's mass. Depending on the mass, these orbits make up from  $0.01\%$  ( $m = 2m_J$ ) to  $0.2\%$  ( $m = 0.5m_J$ ) of the initial sample of orbits. Finally, although the eccentricity and semi-major axis show important variations, there is an approximate conservation of pericenter distance for both bodies, with  $q = 1.0075$  for the FFP and  $q = 1.1057$  for the BP.

It should be noted that tidal interactions between the FFP and the star, in the case of extended bodies, are expected to stabilize the FFP's orbit. Due to

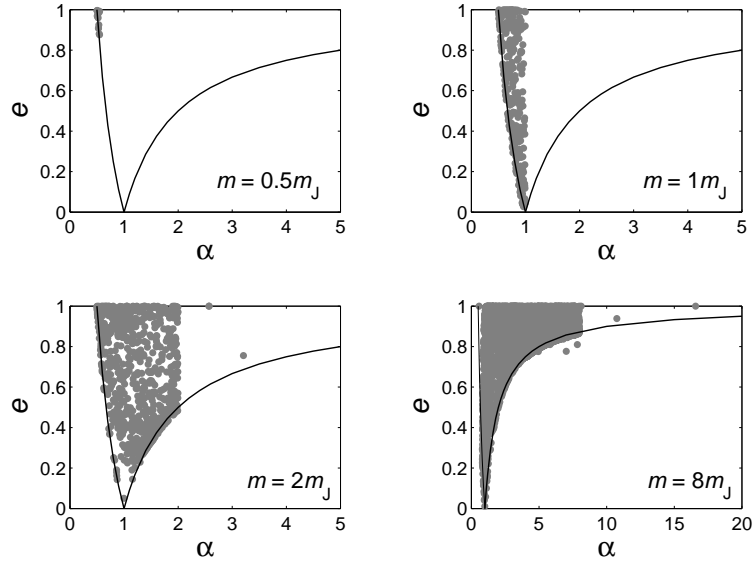


Figure 9: Eccentricity ( $e$ ) as a function of the semi-major axis ( $\alpha$ ) of the FFP in the event of direct exchange, for four different values of the FFP's mass:  $m = 0.5m_J$ ,  $m = 1m_J$ ,  $m = 2m_J$  and  $m = 8m_J$ . The stellarcentric osculating values of  $\alpha$  and  $e$  are computed at time  $t_{test} = 57.3T$  for the orbits that have resulted in exchange by that time. The solid lines are constant pericenter distance curves  $e = 1 - 1/a$  for  $a > 1$  (right) and  $e = 1/a - 1$  for  $a < 1$  (left) corresponding to  $q = 1$ .

this process, named *tidal circularization*, the eccentricity of a planet is decreased due to the combined effects of energy dissipation, due to tidal friction, and conservation of angular momentum.

### 4.3 $e$ vs. $a$ in direct exchange

Fig. 9 shows an interesting “regularity” in the event of exchange. In this figure the eccentricity of the captured FFP is plotted as a function of its semi-major axis, for various values of the FFP’s mass. In all cases  $a$  and  $e$  are contained in a region in  $a, e$  space bounded by two curves,  $e = 1 - (1/a)$  for  $a > 1$  and  $e = (1/a) - 1$  for  $a < 1$ . These curves correspond to constant pericenter distance  $q = 1$  and are common in all four panels. By setting  $e = 1$  in the first equation we obtain a lower bound for the semi-major axis of the FFP, which equals to  $a = 0.5r_o$ , independent of the FFP’s mass. There is also a less clear upper bound of the value of the semi-major axis, which seems to depend on the FFP’s mass. This upper bound is a result of energy conservation. In particular, the energy taken by the escaping BP is gained at the expense of the star-FFP energy. Since the binding energy of the initial star-BP pair is  $E_J = -(GMm_J)/2r_o$  and the FFP has initially zero binding energy, the binding energy of the new pair will be equal to or less than  $E_J$ , so that  $-(GMm)/2a \leq -(GMm_J)/2r_o$ . It follows that the semi-major axis of the FFP will be  $a < (m/m_J)r_o$ . According to this, an FFP with  $m = m_J$  will have at most  $a = 1r_o$ , which is apparently the case in Fig. 9. Now consider an FFP of mass  $m < 0.5m_J$ . This will have semi-major axis  $a < 0.5r_o$ . However this value is below the lower bound  $a = 0.5r_o$  (imposed by the lower bounding curve ( $e = (1/a) - 1$ )). Therefore a direct exchange cannot occur for masses of the FFP below  $0.5m_J$ .

## 5 Exponential decay of resonant captures

A resonance configuration at  $t_{test}$  can decay through the escape of either the BP or the FFP. In order to study the decay process, we continued the numerical integration of 6,500 cases that were in resonance at  $t_{test} = 57.3T$  up to  $t_{final} = 600,000T$ . Fig. 10 shows the fraction of orbits that have resulted in indirect exchange (left) and flyby (right) by time  $t$ , as functions of time. We see that  $> 90\%$  of the orbits, that were in resonance at time  $t_{test}$ , will result in flyby and  $\approx 4\%$  of them will result in exchange as  $t \rightarrow \infty$ . Fig. 11 shows a lin-log plot of the fraction  $N(t)/N$  of orbits, that are still in resonance after time  $t$ , vs.  $t$ . We see that, after  $t = 200,000T$ , there seems to be an exponential fall-off of this fraction. By fitting a least square curve of the type  $N(t)/N - N_0/N = \beta \cdot e^{-\lambda t}$  to the data we find (through a  $\chi^2$  test, see Fig. 11) that the best fit is:  $N(t)/N - 0.016 = \beta \cdot e^{-4 \cdot 10^{-6} t}$ . This means that there is a fraction of orbits,  $N_0/N \simeq 0.016$ , that are expected to remain in resonance for very long times. The orbits that survive up to  $t_{final} = 600,000T$  are those with high values of eccentricity and semi-major axis of the FFP while the BP is slightly perturbed from its initial orbit. It should be noted that the fractal properties of the basin

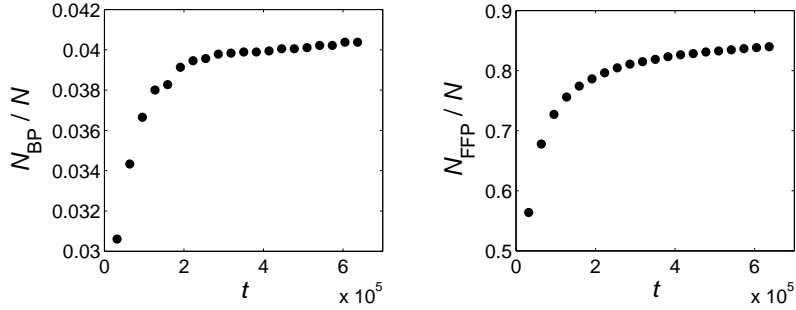


Figure 10: (Left) Fraction of orbits that decay to exchange vs. time. (Right) Fraction of orbits that decay to flyby vs. time.  $N = 6,500$  is the initial sample of orbits that were in resonance at time  $t_{test} = 57.3T$  and were integrated up to time  $t = 600,000T$ .

boundaries persist, even after the decay of the resonance configurations to either indirect flybys or indirect exchanges.

## 6 Prograde and retrograde orbits

Fig. 12 is a plot of the initial  $(\phi, d)$  values that correspond to prograde (gray) and retrograde (black) orbits of the two planets, in the case of resonance, that remain bound after  $t = 60,000T$ . As expected, orbits with positive impact parameter end up mostly as prograde and those with negative impact parameter mostly as retrograde. However, there are orbits for which the FFP or the BP change their initial revolution direction. This happens for low values of the impact parameter, between  $-2r_0$  and  $2r_0$  (see Fig. 12 where we have prograde orbits (gray) with  $d < 0$  and retrograde orbits (black) with  $d > 0$ ). In the majority of the cases it is the FFP that changes its revolution direction, while the cases where the BP changes revolution direction are very few.

## 7 Summary and conclusions

In the present paper we have studied the gravitational scattering of a FFP by a star-planet pair and we have shown that it is chaotic, in the sense that the boundary of a region in initial conditions that leads to a specific outcome (i.e. flyby, capture or exchange) is fractal. In this way our statistical approach is fully justified.

One interesting result, coming out from our analysis is that the probability of exchange, flyby or “resonance” is, for values of the FFP’s mass spanning one order of magnitude, a linear function of the FFP’s mass, decreasing in the case of flyby and increasing in the cases of exchange and resonance. It should be



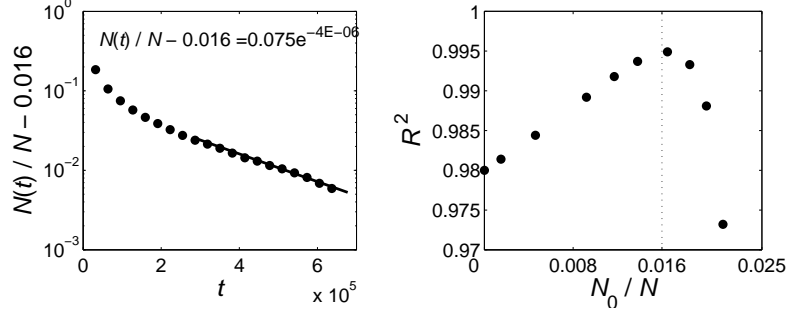


Figure 11: (Left) Fraction of orbits that remain in resonance until  $t = 600,000T$  and the curve that fits best the data. (Right)  $R^2$  as function of  $N_0/N$ . The best fit occurs for  $N_0/N = 0.016$ , where  $N_0/N$  is the fraction of orbits that are expected to remain in resonance as  $t \rightarrow \infty$ .  $N = 6,500$  is the initial sample of orbits that were in resonance at time  $t_{test} = 57.3T$  and were integrated up to time  $t = 600,000T$ .

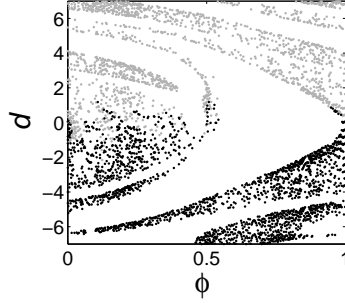


Figure 12: Initial conditions corresponding to orbits that remain “in resonance” until  $t = 60,000 T$ . Grey indicates prograde orbits and black indicates retrograde ones.

noted that for masses of the FFP below  $0.5m_J$  exchange is not possible, due to energy conservation.

Another interesting result is that, in the case of exchange or resonance, FFPs can be captured in orbits with *moderate* values of  $(a, e)$ , with the simultaneous excitation of the BP's orbital elements. In the case of resonance, orbits where both FFP and BP have moderate values of  $(a, e)$  make up  $\approx 0.2\%$  of all resonant orbits (depending on the FFP's mass). Restricting ourselves to non-Hill stable interactions, there is a cumulative 4% probability that a FFP, passing within a distance of  $7r_0$  from the star (where  $r_0$  is the radius of the BP's circular orbit) will be captured in orbit around the star. This cumulative probability is the sum of direct exchange (0.2%), indirect exchange (2%) and asymptotic resonance (1.6%). According to Donnison (2008), the extension to 3D should increase the probability of capture of the FFP by the star-BP pair.

The scattering induces an excitation of the orbital elements of the final system in both exchange and resonance. In exchange, the FFP can be captured in highly eccentric orbits ( $e > 0.9$ ) with semi-major axis up to  $a = (m/m_J)r_0$  (where  $m$  the mass of the FFP and  $m_J$ ,  $r_0$  the mass and semi-major axis of the bound planet). In resonance, the majority of the FFP orbits that survive up to  $t \approx 600,000$  orbital periods of the BP have very large and elongated orbits ( $e > 0.97$  and  $a > 5.000r_0$ ) with the BP being only slightly perturbed from its initial orbit.

The above results come out from a model with two main simplifications: (i) co-planar configuration and (ii) absence of dissipation. It would be of great interest to perform further “experiments”, by introducing (i) the third dimension and (ii) a mechanism of tidal dissipation acting *after* the capture, in order to study the long-time evolution of FFP's in high- $e$  and high- $a$  orbits.

*Acknowledgements.* VS would like to thank S. Sgardeli and L. Christodoulou for constructive discussions and comments on the manuscript.

## References

- [1] Astakhov, S.A., and Farrelly, D., Capture and escape in the elliptic restricted three-body problem, *Mon. Not. R. Astron. Soc.*, 354, 971-979 (2004)
- [2] Bleher, S., Grebogi, C., and Ott, E., Bifurcation to chaotic scattering, *Physica D*, 46, 87-121, 1990
- [3] Boyd, P.T., and MacMillan, S.L.W., Chaotic scattering in the gravitational three-body problem, *Chaos*, 3, 507-523 (1993)
- [4] de la Fuente Marcos, R., and de la Fuente Marcos, C., Microlensing planets in M 22: Free-floating or bound?, *Astron. Astrophys.*, 379, 872-877 (2001)
- [5] Donnison, J.R., The stability of masses during three-body encounters, *Celest. Mech.*, 32, 145-162 (1984)

- [6] Donnison, J.R., The stability of binary star systems during encounters with a third star, *Mon. Not. R. Astron. Soc.*, 210, 915-927 (1984)
- [7] Donnison, J.R., The Hill stability of a binary or planetary system during encounters with a third inclined body, *Mon. Not. R. Astron. Soc.*, 369, 1267-1280 (2006)
- [8] Donnison, J.R., The Hill stability of a binary or planetary system during encounters with a third inclined body moving on a hyperbolic orbit, *Planet. Space Sci.*, 56, 927-940 (2008)
- [9] Gear, C.W., Numerical initial value problems in ordinary differential equations, 76-84. Prentice-Hall, Englewood Cliffs, N.J. (1971)
- [10] Marchal, C., and Bozis, G., Hill Stability and Distance Curves for the General Three-Body Problem, *Celest. Mech.*, 26, 311-333 (1982)
- [11] Mikkola, S., A numerical exploration of the phase-space structure of chaotic three-body scattering, *Mon. Not. R. Astron. Soc.*, 269, 127-136 (1994)
- [12] Poincaré, H., New methods of Celestial Mechanics, v. 1, 205-207, AIP (1993)
- [13] Poindexter, S., Afonso, C., Bennett, D.P., Glicenstein, J.F., Gould, A., Szymanński, M.K., and Udalski, A., Systematic analysis of 22 microlensing parallax candidates, *Astroph. J.*, 633, 914-930, 2005
- [14] Rosenbrock, H.H., Some general implicit processes for the numerical solution of differential equations, *Comput. J.*, 5, 329-330 (1963)
- [15] Sumi, T., et al., Unbound or distant planetary mass population detected by gravitational microlensing, *Nature*, 473, 349-352 (2011)
- [16] Osorio, M. R. Z., Be'jar, V. J. S., Martiń, E. L., Rebolo, R., Barrado y Navascués, D., Bailer-Jones, C. A. L., Mundt, R., Discovery of young, isolated planetary mass objects in the sigma Orionis star cluster, *Science*, 290, 103-107 (2000)