

# Hypervelocity Planets and Transits Around Hypervelocity Stars

Idan Ginsburg<sup>\*</sup>, Abraham Loeb<sup>†</sup> & Gary A. Wegner<sup>‡</sup>

*Department of Physics and Astronomy, Dartmouth College, 6127 Wilder Laboratory, Hanover, NH 03755, USA*

*Astronomy Department, Harvard University, 60 Garden St., Cambridge, MA 02138, USA*

26 January 2023

## ABSTRACT

The disruption of a binary star system by the massive black hole at the Galactic Centre, SgrA<sup>\*</sup>, can lead to the capture of one star around SgrA<sup>\*</sup> and the ejection of its companion as a hypervelocity star (HVS). We consider the possibility that these stars may have planets and study the dynamics of these planets. Using a direct  $N$ -body integration code, we simulated a large number of different binary orbits around SgrA<sup>\*</sup>. For some orbital parameters, a planet is ejected at a high speed. In other instances, a HVS is ejected with one or more planets orbiting around it. In these cases, it may be possible to observe the planet as it transits the face of the star. A planet may also collide with its host star. In such cases the atmosphere of the star will be enriched with metals. In other cases, a planet is tidally disrupted by SgrA<sup>\*</sup>, leading to a bright flare.

**Key words:** binaries:close-binaries:general-black hole physics-Galaxy:centre-Galaxy:kinematics and dynamics-stellar dynamics

## 1 INTRODUCTION

Hypervelocity stars (HVSs) were first theorized in 1988 (Hills 1988), and discovered observationally in 2005 (Brown et al. 2005). At least 16 HVSs have been identified in the Milky Way (Edelmann et al. 2005; Hirsch et al. 2005; Brown et al. 2006a; Brown et al. 2006b; Brown et al. 2007; Brown et al. 2009). There are a number of proposed mechanisms for the production of HVSs. The best studied and arguably most likely mechanism is the Hills’ scenario where the close interaction of a binary star system and massive black hole (MBH) can produce a HVS with sufficient velocity to escape the gravitational pull of the Milky Way (Hills 1988; Gould & Quillen 2003; Yu & Tremaine 2003; Ginsburg & Loeb 2006; Perets et al. 2007; Perets 2009a; Madigan et al. 2009, 2010). Other mechanisms include the interaction of stars with stellar black holes (O’Leary & Loeb 2008), the inspiral of an intermediate mass black hole (Hansen & Milosavljević 2003; Yu & Tremaine 2003; Levin 2006; Sesana et al. 2009), and the disruption of a triple system (Lu et al. 2007; Sesana et al. 2009; Perets 2009b; Ginsburg & Perets 2011). We focus on the disruption of a tightly bound binary by a central black hole of inferred mass  $\sim 4 \times 10^6 M_\odot$  (e.g. Schödel et al. 2003; Reid & Brunthaler

2004; Ghez et al. 2005; Ghez et al. 2008; Gillessen et al. 2009).

Simulations show that tight binaries disrupted by the MBH can result in the ejection of one component with velocities comparable to those of the observed HVSs (e.g. Ginsburg & Loeb 2006; Bromley et al. 2006), and perhaps significantly larger velocities as well (Sari et al. 2010). When a hypervelocity star is produced, the companion to the HVS is left in a highly eccentric orbit around SgrA<sup>\*</sup> (Ginsburg & Loeb 2006). Furthermore, a small fraction of binary systems may collide when disrupted, and if the collision velocity is small enough the system can coalesce (Ginsburg & Loeb 2007; Antonini et al. 2011). Here we consider the scenario where planets are orbiting such tightly bound binary systems which are subsequently disrupted by the MBH. Our goal is to examine the possible orbital dynamics and determine whether a HVS may host a planetary system.

In §2 we describe the codes and simulation parameters. In §3 we discuss the origin of hypervelocity planets (HVPs) and transits around HVSs, and in §4 we discuss some possible outcomes for the disruption of a binary system with planets. Our goal was not to cover the entire available phase space, but to determine whether some tight binaries with planets could produce transits or other observable effects.

<sup>\*</sup> E-mail: idan.ginsburg@dartmouth.edu

<sup>†</sup> E-mail: aloeb@cfa.harvard.edu

<sup>‡</sup> E-mail: gaw@dartmouth.edu

## 2 COMPUTATIONAL METHOD

In our study we have used the publically available N-body code written by Aarseth (1999)<sup>1</sup>. We adopted a small value of  $10^{-8}$  for the accuracy parameter  $\eta$ , which determines the integration step through the relation  $dt = \sqrt{\eta F / (d^2 F / dt^2)}$  where  $dt$  is the timestep and  $F$  is the force. The softening parameter, *eps2*, which is used to create the softened point-mass potential, was set to zero. We treat the stars and planets as point particles and ignore tidal and general relativistic effects on their orbits, since these effects are small at the distance ( $\gtrsim 10$  AU) where the binary star system is tidally disrupted by the MBH. In total, we ran over 8000 simulations.

We set the mass of the MBH to  $M = 4 \times 10^6 M_\odot$ , and the mass of each star to  $m = 3M_\odot$ , which is comparable to the known masses of HVSs (Fuentes et al. 2006; Przybilla et al. 2008). Since the planet's mass  $\ll m_\star$  we treat all planets as test particles. All runs start with the centre of the binary system located 2000 AU ( $= 10^{-2}$  pc) away from the MBH along the positive y-axis. This distance is larger than the binary size or the distance of closest approach necessary to obtain the relevant ejection velocity of HVSs, making the simulated orbits nearly parabolic. Our simulations include orbits in a single plane as well as simulations with the binary coming out of the orbital plane at  $90^\circ$ . For simplicity, the planetary orbital plane was kept the same as that of the binary. We used the same initial distance for all runs to make the comparison easier to interpret as we varied the distance of closest approach to the MBH or the relative positions of the stars and planets within the system.

We ran two primary sets of simulations. The first set consisted of a binary system with two planets. Each star had one planet initially at  $a_p = 0.02$  AU from its host star on a circular orbit (with eccentricity  $e = 0$ ). The second set consisted of a binary system with four planets. Initial conditions were similar to the previous data set, with the exception that the second star was placed on a circular orbit with distance  $a_p = 0.03$  AU from the star. We varied the initial separation between the two stars from  $a_\star = 0.05$  to  $0.5$  AU and precluded tighter binaries for which two stars develop a common envelope and coalesce. Similarly, much wider binaries may not produce HVSs (Hills 1991; Bromley et al. 2006; Ginsburg & Loeb 2006). Tidal dissipation will eventually result in the infall of short-period planets into their host star (e.g. Rasio et al. 1996; Jackson et al. 2009); however the timescale is on the order of Gyrs, and planets with orbital periods of  $\lesssim 1$  day are predicted to survive while the host star is on the main-sequence (Hansen 2010). A number of Jupiter-mass planets have already been found with orbital periods  $\lesssim 1$  day (e.g. Hebb et al. 2010; Hellier et al. 2011). However, in our simulations we assume planetary distances significantly shorter than  $0.02$  AU would bring the planet into the star's atmosphere and thus are precluded. Similarly, too large a distance could result in a dynamical instability whereby the planets are ejected from the system or collide with a star. In order to determine the effect of the planetary separation on the orbital dynamics, we ran additional simulations with a fixed binary semimajor axis  $a_\star = 0.2$  AU and varied the planetary separation in the range  $a_p = 0.02$ – $0.06$

AU. Our simulations precluded planets around single stars since such systems will never produce HVSs.

A three-body encounter can lead to chaos, and the initial phase of the stellar orbit can greatly vary the outcome (Ginsburg & Loeb 2006). Therefore, we sampled cases with initial phase values of  $0 - 360^\circ$  at increments of  $15^\circ$ . We gave the binary system no radial velocity but a tangential velocity with an amplitude such that the effective impact parameter is in the range of  $5 - 35$  AU. We expect no HVSs to be produced at substantially larger impact parameters (Ginsburg & Loeb 2006).

## 3 ORIGIN OF HYPERVELOCITY STARS AND HYPERVELOCITY PLANETS

Given a binary system with stars of equal mass  $m$  separated by a distance  $a$  and a massive black hole (MBH) of mass  $M \gg m$  at a distance  $b$  from the binary, tidal disruption would occur if  $b \lesssim b_t$  where

$$\frac{m}{a^3} \sim \frac{M}{b_t^3}. \quad (1)$$

The distance of closest approach in the initial plunge of the binary towards the MBH can be obtained by angular momentum conservation from its initial transverse speed  $v_\perp$  at its initial distance from the MBH,  $d$ ,

$$v_\perp d = \left( \frac{GM}{b} \right)^{1/2} b. \quad (2)$$

The binary will be tidally disrupted if its initial transverse speed is lower than some critical value,

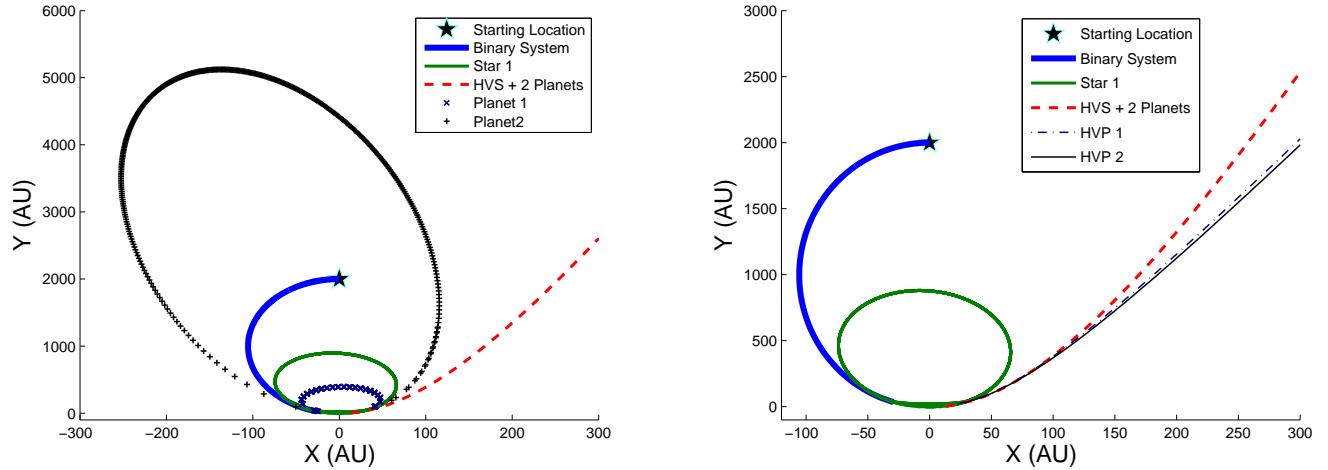
$$v_\perp \lesssim v_{\perp, \text{crit}} \equiv \frac{(GMa)^{1/2}}{d} \left( \frac{M}{m} \right)^{1/6} = 10^2 \frac{a_{-1}^{1/2}}{m_{0.5}^{1/6} d_{3.3}} \text{ km s}^{-1}, \quad (3)$$

where  $a_{-1} \equiv (a/0.1 \text{ AU})$ ,  $d_{3.3} = (d/2000 \text{ AU})$ ,  $m_{0.5} \equiv (m/3M_\odot)$ , and we have adopted  $M = 4 \times 10^6 M_\odot$ . For  $v_\perp \lesssim v_{\perp, \text{crit}}$ , one of the stars receives sufficient kinetic energy to become unbound, while the second star is kicked into a tighter orbit around the MBH. The ejection speed,  $v_{\text{ej}}$ , of the unbound star can be obtained by considering the change in its kinetic energy  $\sim v \delta v$  as it acquires a velocity shift of order the binary orbital speed  $\delta v \sim \sqrt{Gm/a}$  during the disruption process of the binary at a distance  $\sim b_t$  from the MBH when the binary centre-of-mass speed is  $v \sim \sqrt{GM/b_t}$  (Hills 1988; Yu & Tremaine 2003). At later times, the binary stars separate and move independently relative to the MBH, each with its own orbital energy. For  $v \lesssim v_{\perp, \text{crit}}$ , we therefore expect

$$\begin{aligned} v_{\text{ej}} &\sim \left[ \left( \frac{Gm}{a} \right)^{1/2} \left( \frac{GM}{b_t} \right)^{1/2} \right]^{1/2} \\ &= 1.7 \times 10^3 m_{0.5}^{1/3} a_{-1}^{-1/2} \text{ km s}^{-1}. \end{aligned} \quad (4)$$

A planet with mass  $m_p \ll m_\star$  may also be ejected at even higher speeds. Based on our simulations, the velocities of hypervelocity planets (HVPs) are on average  $\sim 1.5 - 4$  times the velocity of a typical HVS (see Table 1). We found a few examples of HVPs with exceptionally high speeds  $v \sim 0.1c$ , however these are rare with a probability  $< 1\%$ .

<sup>1</sup> <http://www.ast.cam.ac.uk/~sverre/web/pages/nbody.htm>



**Figure 1.** The two panels illustrate possible outcomes after a binary system with planets is disrupted by the MBH. The MBH is located at the origin, and the binary system starts at an initial distance of 2000 AU along the positive y-axis. In both cases the initial binary separation was  $a_* = 0.2$  AU and the planetary separation  $a_p = 0.02$  AU for the innermost planets and  $a_p = 0.03$  AU for the outer planets. **Left:** After binary disruption a HVS is produced with two bound planets, as marked by the dashed line. The second star, marked by the solid line, stays in a highly eccentric orbit around the MBH. The second star’s planets are removed, and the first falls into a highly eccentric orbit close to the MBH, while the second is ejected into a much larger, but also highly eccentric orbit around the MBH. **Right:** After binary disruption a HVS is produced with two planets in orbit as marked by the dashed line. The second star, marked by the solid line, remains in a highly eccentric orbit around the MBH. The second star’s planets are ejected as HVPs.

$a_*$ (AU)	$\bar{v}_{HVS}$ (km s $^{-1}$ )	$\bar{v}_{HVP}$ (km s $^{-1}$ )
0.05	2700	3800
0.10	2000	3100
0.20	1400	3500
0.30	1300	4100
0.40	1400	4100
0.50	1100	4400
0.05	-	-
0.10	-	-
0.20	1500	3300
0.30	1300	3900
0.40	1400	4200
0.50	1100	4200

**Table 1.** Average velocity of HVSs (second column) and HVPs (third column) for different values of  $a_*$ . The top four rows show the values obtained from our simulations with 2 planets, and the bottom rows our results with 4 planets. Note that for our simulations with 4 planets, the outer planets either collided with a star or were immediately ejected when  $a_* < 0.2$  AU, hence no values are listed for 0.05 and 0.10 AU. All values are uncertain to within  $\pm 50$  km s $^{-1}$ .

## 4 THE FATE OF PLANETARY SYSTEMS

We next analyze statistically the orbital properties of the binary star system after it is disrupted by the MBH. We ran simulations both planar and with the binary out of the orbital plane at  $90^\circ$ . In our simulations the initial planetary semimajor axis is constrained. Too small a separation would lead to a plunge of the planet into the host star’s atmosphere, and too large a separation would result in an

unstable configuration in which the planet ultimately collides with a star or else is ejected from the system.

Figure 1 illustrates two possible outcomes. In both instances, HVSs with orbiting planets are produced (dashed line), while the companion star (solid line) orbits the MBH in a highly eccentric orbit. The companion star’s planets are themselves removed, and either stay bound to the MBH in different orbits or are ejected as HVPs.

### 4.1 HVPs

Our simulations show that for tight binaries with semimajor axes in the range  $a_* = 0.05$ – $0.5$  AU and planets with semimajor axes  $a_p = 0.2$ – $0.05$  AU, the probability of producing HVPs is high. For a binary with two planets, we find that the probability of producing a HVP is  $\sim 30$ – $40\%$ . For a binary with four stars, the probability rises to  $\sim 70$ – $80\%$ . However, it will be extremely difficult if not impossible to detect such HVPs, since they are faint. It may be possible to detect a HVP if it happens to transit a star, or if it happens to collide with another planet or star.

### 4.2 Transits Around HVSs

The probability of a transit around a HVS is given by

$$P_T = \left( \frac{R_* \pm R_P}{a} \right) \left( \frac{1 + e \sin \omega}{1 - e^2} \right), \quad (5)$$

where  $R_*$  is the star’s radius,  $R_P$  the planet’s radius,  $e$  is the eccentricity, and  $\omega$  is the argument of periaapse (see Murray & Correia 2010). When  $R_* \gg R_P$  and  $e = 0$ , we get

$$P_T \approx 0.015 \left( \frac{R_*}{3R_\odot} \right) \left( \frac{1\text{AU}}{a} \right). \quad (6)$$

Figure 2 shows the probability of producing a HVS with orbiting planets. This probability is calculated as the fraction of all the runs we conducted in the restricted range of parameters for which HVSs are produced. For a tight binary the ideal semimajor axis is  $a_\star = 0.05 - 0.5$  AU. Smaller  $a_\star$  would lead to a common envelope and are precluded. Larger  $a_\star$  either disrupt the planet before producing a HVS, or fail to produce a HVS altogether. The results for systems with two planets (dashed line) and four planets (solid line) are qualitatively similar with some expected statistical variations. Tight binaries in the range  $a_\star = 0.05 - 0.10$  AU have the highest probability of producing HVSs with planets. Our simulations indicate that the planetary semimajor axis needs to be between  $a_p = 0.02 - 0.05$  AU in order to remain bound to HVSs. Smaller  $a_p$  are precluded due to the fact that they would sink into the star's atmosphere, and at larger  $a_p$  the planets are tidally removed before the HVS is produced. The results are qualitatively similar for both two planet systems and four planet systems. The probability of producing a HVS with planets peaks at  $\sim 20\%$ . Assuming a HVS has planets in orbit, the probability of observing a transit ranges between  $35 - 90\%$ , with the median value  $\sim 50\%$  (see Figure 3). Our results assume  $e = 0$ , which agrees with the observed eccentricities for most extrasolar planets with  $a_p < 0.1$  AU (e.g. Jackson et al. 2008; Hansen 2010; Matsumura et al. 2010).

### 4.3 Collisions

Assuming that a binary is disrupted at a random angle and ignoring gravitational focusing, the probability for a collision is

$$P \sim \frac{4R_\star}{2\pi R_{\text{sep}}}, \quad (7)$$

where  $R_\star$  is the radius of the star (assuming radii are approximately equal) and  $R_{\text{sep}}$  is the average separation of the stars. The stars will merge if the relative velocity of impact is less than the escape velocity from the surface of the star ( $\sim 500 \text{ km s}^{-1}$ ). A simple estimation for the impact velocity comes from conservation of energy,

$$E = \frac{1}{2} \frac{m_1 m_2}{m_1 + m_2} \dot{r}^2 - \frac{G m_1 m_2}{r} = \text{const}, \quad (8)$$

which yields the relative impact velocity for two stars

$$v_f = \left[ 2G(m_1 + m_2) \left( \frac{1}{a_{\text{min}}} - \frac{1}{a} \right) \right]^{1/2}. \quad (9)$$

Similarly, for a planet around a star, we arrive at

$$v_f \sim \left[ Gm_\star \left( \frac{2a - r}{ra} \right) \right]^{1/2}. \quad (10)$$

Equations (9) and (10) yield a velocity similar to the escape speed from the surface of the star  $v \sim 500 \text{ km s}^{-1}$ , however they do not take tidal forces nor gravitational focusing into account, therefore the actual impact velocities are expected to be slightly higher. The rate of HVS production in the Milky Way is  $\sim 10^{-5} \text{ yr}^{-1}$  (Brown et al. 2006b), and the total collisional rate between stars is  $\sim 10\%$  (Ginsburg & Loeb 2007). We find that the collisional probability for a system with two planets is  $\sim 0.1\%$ , whereas for a system with four planets it is  $\sim 1\%$ . For systems with

four planets, the collisions are almost entirely due to the two outer planets.

Should a planet collide with its host star, the planet will be destroyed and add high-metallicity material to the star's surface. The metallicity of stars with planetary systems has been shown to be greater than expected by a factor of  $\sim 2$  (e.g. Santos et al. 2003; Vauclair 2004). Such high metallicity may be due to tidal interactions that have caused exoplanets to fall into their host stars (Levrard et al. 2009; Jackson et al. 2009). Although the mechanism by which a star may lose its high-metallicity material is not well understood (Sasselov 2012), Garaud (2011) has shown that the relative metallicity enhancement on the surface due to the infall of exoplanets, survives a much shorter period for higher-mass stars. A star of  $1.5M_\odot$  would lose  $\sim 90\%$  of its enhanced metallicity in merely 6 Myr. Thus, a HVS (typically found at large distances from their origin at the Galactic Centre) may have lost nearly all its enhanced metallicity relatively early. Furthermore, metal-rich HVSs have not been detected (Kollmeier et al. 2011). We suggest that if current or future HVSs are found with enhanced metallicity, it may be due to a relatively recent planetary collision.

### 4.4 Free Planets Around SgrA\*

When a binary system is tidally disrupted by the MBH, a HVS may be produced while the companion star remains in a highly eccentric orbit around the MBH. If the disruption fails to produce a HVS, both stars will orbit the MBH. In either case, our simulations show a substantial probability for a planet to remain bound to a star that is in orbit around SgrA\* (see Table 2). It is unclear whether in the long run such planets will be dynamically stable or eventually fall into their host stars. However, it is certainly possible that some of the stars near SgrA\* host planetary systems.

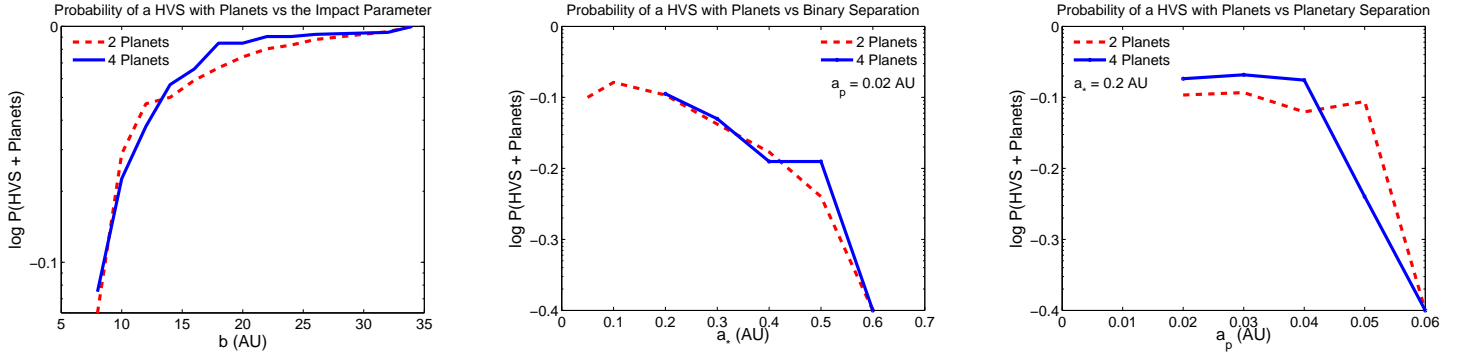
The probability for at least one planet to be tidally disrupted and fall into a highly eccentric orbit around SgrA\* is on average  $> 50\%$  for a system with two planets, and nearly unity for a system with four planets. If such a planet passes within the tidal radius of the MBH

$$R_T \sim R_p \left( \frac{M_{\text{MBH}}}{m_p} \right)^{1/3}, \quad (11)$$

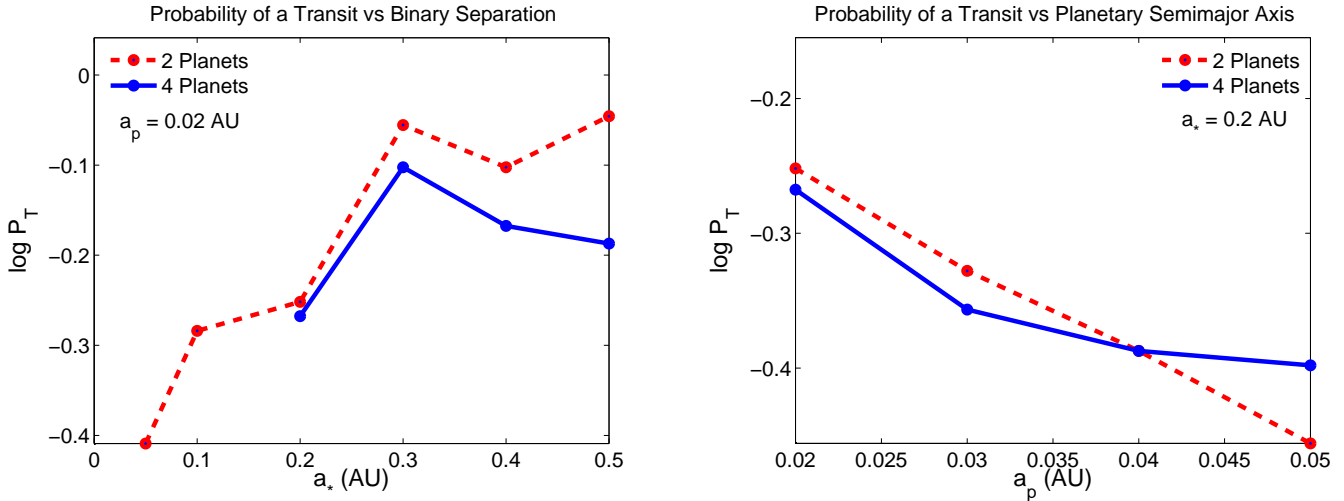
(where  $R_p$  and  $m_p$  are respectively the radius and mass of the planet), the tidal force will disrupt the planet. A star will similarly be disrupted if it passes too close to its tidal radius, and might produce an optical flare of  $\sim 10^{43} \text{ erg s}^{-1}$  (Strubbe & Quataert 2009). For a planet disrupted by the MBH, the accretion rate  $\dot{M}$  mass would be lower, leading to a luminosity

$$L = \epsilon \dot{M} c^2, \quad (12)$$

where  $\epsilon$  is the radiative efficiency. Zubovas et al. (2011) suggest that asteroids disrupted by SgrA\* may be responsible for flares with  $L \sim 10^{34} - 10^{39} \text{ erg s}^{-1}$ . Furthermore, they note that a brighter flare ( $L \sim 10^{41} \text{ erg s}^{-1}$ ) that is inferred to have occurred  $\sim 300$  years ago may be due to the tidal disruption of a planet. Figure 4 shows the probability for a planet in orbit around the MBH to be tidally disrupted. The probability for a system with two planets is shown by the dashed line, and four planets by the solid line.



**Figure 2.** Probability of producing a HVS with orbiting planets versus various parameters. **Left:** Probability as a function of impact parameter,  $b$ , relative to SgrA\*. This cumulative plot shows that an impact parameter between 10 – 20 AU is optimal. The probabilities here are defined relative to all our HVS runs. **Middle:** Probability as a function of the initial distance between the two stars. In this scenario we exclude simulations with four planets when  $a_* < 0.2$  AU, due to the fact that at such distances the two outermost planets were disrupted and either collided with a star or were ejected. **Right:** Probability as a function of planetary separation,  $a_p$ . We precluded orbits  $a_p < 0.02$  AU, since such orbits would take the planet into the star’s atmosphere. The results for each figure are averaged for all orbits, those in a single plane and orbits out of the plane. Note that for the middle and right panels the impact parameter is not constrained.



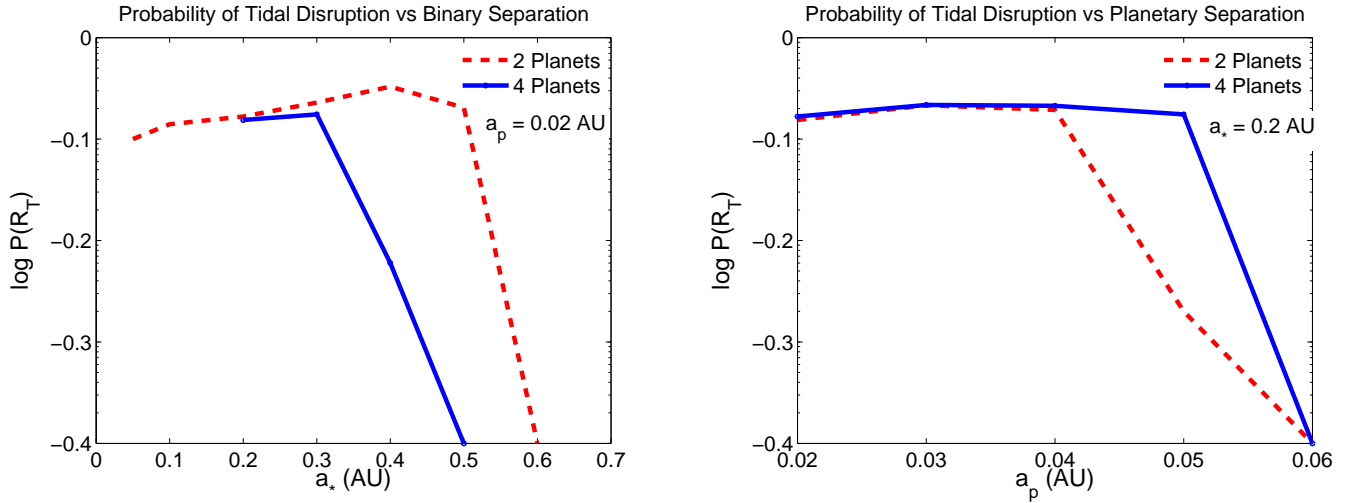
**Figure 3.** Probability of observing a transit for a planet orbiting a HVS. **Left:** Probability of a transit ( $P_T$ ) vs the initial binary separation ( $a_*$ ). We exclude simulations with four planets when  $a_* < 0.2$  AU, since the outermost planets are unstable at these parameters. **Right:** Probability of a transit vs the initial distance between the planet and host star ( $a_p$ ). In this scenario  $a_*$  is fixed at 0.2 AU. In both instances, our results for 2 planets and 4 planets are qualitatively similar. The probability of observing a transit ranges from 0.35 – 0.90.

## 5 CONCLUSIONS

Our simulations show that for tight binaries with separations 0.05 – 0.5 AU that host planets with a semimajor axis 0.02 – 0.05 AU around one of the stars (e.g. “hot Jupiters”) there is a substantial probability that a HVS is produced with orbiting planets (see Figure 2). In such scenarios there is a high probability that at least one planet transits the star (see Figure 3). Most massive exoplanets with  $a < 0.1$  AU are observed to have  $e \sim 0$ . The timescale for eccentricity damping, whereby a planet’s eccentricity is circularized is not well understood, and depending on initial conditions one can get either short ( $\sim 100$  Myr) or long ( $\sim$  Gyr) circularization times (Naoz 2012). For the transits considered in Figure (3) we therefore adopted  $e = 0$ . For hot Jupiters, the fractional flux decrement in the light curve,  $(R_p/R_*)^2 \sim 1\%$ ,

would typically last for hours. Assuming no systematic errors, a powerful enough telescope can get milli-magnitude photometry (corresponding to fractional flux sensitivity of 0.1%) and hence determine whether or not a HVS has any transiting planets (Brown 2012). Our examples of planets around HVSs have orbital periods in the range 0.3 to 19 days, requiring observing programs of this duration. The Hills’ mechanism that produces such HVSs also produces HVPs. Unfortunately, it is extremely difficult to detect a free HVP. Our simulations indicate that HVPs may achieve speeds  $\sim 0.1c$  in exceptionally rare circumstances.

When a binary system with our given parameters is disrupted, it is possible in rare cases that a planet will collide with its host star. In such instances the surface may be enriched with metals. Such an enrichment is not believed to



**Figure 4.** Probability for a planet freed during the production of a HVS from a binary star system, to be tidally disrupted by the MBH. **Left:** Probability as a function of the binary separation. We exclude simulations with four planets when  $a_* < 0.2$  AU due to instability. **Right:** Probability as a function of planetary separation.  $a_p = 0.02$  AU was the minimum semimajor axis length. For  $a_p = 0.06$  AU the planets either crashed into a star or were removed, hence the probability is  $\sim 0$ . The origin of the break between the simulations with two planets (dashed line) and four planets (solid line) is due primarily to the fact that for four planets, the outer planets are easily disrupted with increasing  $a_*$ , and are ejected or crash into a star before being tidally disrupted by the MBH. For increasing  $a_p$ , both two planet and four planet simulations have similar stability, however there are more planets in the latter case and thus the probability does not drop as quickly.

$a_*$ (AU)	$P_T$
0.05	$0.04 \pm 0.01$
0.10	$0.27 \pm 0.02$
0.20	$0.78 \pm 0.03$
0.30	$0.35 \pm 0.03$
0.40	$0.39 \pm 0.03$
0.50	$0.42 \pm 0.03$
0.05	-
0.10	-
0.20	$0.59 \pm 0.04$
0.30	$0.54 \pm 0.03$
0.40	$0.68 \pm 0.04$
0.50	$0.76 \pm 0.04$

**Table 2.** Probability for a planet to remain bound to a star that is orbiting SgrA\*, after the binary system is disrupted. The probabilities in each row are independent of each other. The results are binned by  $a_*$  and represent the fraction of all our HVS runs with the particular stellar semimajor axis. In this scenario, the planet can transit the star (see equation 5); however observing such a transit in the Galactic centre will be difficult due to obscuration by dust and gas. The top four rows show the values obtained from our simulations with 2 planets, and the bottom rows our results with 4 planets. Note that for our simulations with 4 planets, the outer planets either collided with a star or were immediately ejected when  $a_* < 0.2$  AU, hence no values are listed for 0.05 and 0.10 AU. The values obtained include our Poisson errors.

last more than a few Myr for massive stars (Garaud 2011). The age of HVSs exceed the time necessary for the excess metallicity in the star’s atmosphere to be erased. If observations show that a HVS has an unusually metal-rich atmosphere, this may indicate that a planet has relatively recently fallen into the star’s atmosphere.

Planets that are not ejected as HVPs and are not orbiting any HVSs, may still be detectable as transits around stars orbiting SgrA\*. It may not be possible to differentiate whether a free-floating planet was originally bound to a binary system that was disrupted. However, our simulations show that free-floating planets from disrupted systems should be in highly eccentric orbits around the MBH with an eccentricity  $\sim 0.96$  or greater, similar to former companions to HVSs (Ginsburg & Loeb 2006). Furthermore, it is also possible for a planet or star to be tidally disrupted by the MBH, producing a substantial flare from SgrA\*. The luminosity and duration of the flare would indicate whether it was a planet ( $L \sim 10^{40} - 10^{41}$  erg s $^{-1}$ ) or star ( $L \sim 10^{43}$  erg s $^{-1}$ ) that fed the MBH (Strubbe & Quataert 2009; Zubovas et al. 2011).

The detection of even one planet around a HVS can shed light on the origin of the stars that lie within the central arcsecond of SgrA\*, as well as on planetary formation and evolution. It has been suggested that planets and even asteroids may form in protoplanetary discs around stars orbiting a MBH (Nayakshin et al. 2012). Recently, a gas cloud was discovered plunging towards SgrA\* (Gillessen et al. 2012). The likely interpretation that this cloud originated from a proto-planetary disk around a low-mass star implies that planets form in the Galactic Centre (Murray-Clay & Loeb 2012). The detection of a planet transiting a HVS would lend considerable support to this interpretation. If most stars in the Galactic centre form with planetary systems, then our simulations indicate that there should be planets in highly eccentric orbits around SgrA\*.

## ACKNOWLEDGMENTS

We thank Warren Brown, Smadar Naoz, and Dimitar Sasselov for helpful comments. This work was supported in part by Dartmouth College, NSF grant AST-0907890, and NASA grants NNX08AL43G and NNA09DB30A.

## REFERENCES

- Aarseth S. J., 1999, *PASP*, 111, 1333
- Antonini F., Lombardi J., Merritt D., 2011, *ApJ*, 731, 128
- Bromley B., Kenyon S., Geller M., Barcikowski E., Brown W., Kurtz M., 2006, *ApJ*, 653, 1194
- Brown W., 2012, private communication
- Brown W., Geller M., Kenyon S., 2009, *ApJ*, 690, 1639
- Brown W., Geller M., Kenyon S., Kurtz M., 2005, *ApJL*, 622, L33
- Brown W., Geller M., Kenyon S., Kurtz M., 2006a, *ApJL*, 640, L35
- Brown W., Geller M., Kenyon S., Kurtz M., 2006b, *ApJ*, 647, 303
- Brown W., Geller M., Kenyon S., Kurtz M., 2007, *ApJ*, 671, 1708
- Edelmann H., Napiwotzki R., Heber H., 2005, *ApJL*, 634, L181
- Fuentes C., Stanek K., Gaudi B., McLeod B., Bogdanov S., Hartman J., Hickox R., Holman M., 2006, *ApJL*, 636, 37
- Garaud P., 2011, *ApJL*, 728, L30
- Ghez A., Salim S., Hornstein S., Tanner A., Lu J., Morris M., Becklin E., Duchêne G., 2005, *ApJ*, 620, 744
- Ghez A., Salim S., Weinberg N., Lu J., Do T., Dunn J., Matthews K., Morris M. R., Yelda S., Becklin E., Kremenek T., Milosavljevic M., Naiman J., 2008, *ApJ*, 689, 1044
- Gillessen S., Eisenhauer F., Fritz T., Bartko H., Dodds-Eden K., Pfuhl O., Ott T., Genzel R., 2009, *ApJL*, 707, L114
- Gillessen S., Genzel R., Fritz T., Quataert E., Alig C., Burkert A., Cuadra J., Eisenhauer F., Pfuhl O., Dodds-Eden K., Gammie C., Ott T., 2012, *arXiv:1112.3264*
- Ginsburg I., Loeb A., 2006, *MNRAS*, 368, 221
- Ginsburg I., Loeb A., 2007, *MNRAS*, 376, 492
- Ginsburg I., Perets H., 2011, *arXiv:1109.2284v1*
- Gould A., Quillen A., 2003, *ApJ*, 592, 935
- Hansen B., 2010, *ApJ*, 723, 285
- Hansen B., Milosavljević M., 2003, *ApJL*, 593, L77
- Hebb L., Collier-Cameron A., Triaud A., et al. 2010, *ApJ*, 723, 285
- Hellier C., Anderson D., Cameron A., Gillon M., Jehin E., Lendl M., Maxted P., Pepe F., Pollacco D., Queloz D., Ségransan D., Smalley B., Smith A., Southworth J., Triaud A., Udry S., West R., 2011, *A&A*, 535, L7
- Hills J., 1988, *Nature*, 331, 687
- Hills J., 1991, *AJ*, 102, 704
- Hirsch H., Heber U., O’Toole J., Bresolin F., 2005, *A&A*, 444, L61
- Jackson B., Barnes R., Greenberg R., 2009, *ApJ*, 698, 1357
- Jackson B., Greenberg R., Barnes R., 2008, *ApJ*, 678, 1396
- Kollmeier J., Gould A., Rockosi C., Beers T., Knapp G., Johnson J., Morrison H., Harding P., Lee Y., Weaver B., 2011, *ApJ*, 723, 812
- Levin Y., 2006, *ApJ*, 653, 1203
- Levrard B., Winisdoerffer C., Chabrier G., 2009, *ApJ*, 692, L9
- Lu Y., Yu Q., Lin D., 2007, *ApJL*, 666, L89
- Madigan A.-M., Hopman C., Levin Y., 2010, *ArXiv e-prints*
- Madigan A.-M., Levin Y., Hopman C., 2009, *ApJL*, 697, L44
- Matsumura S., Stanton J., Rasio F., 2010, *ApJ*, 725, 1995
- Murray C., Correia A., 2010, *Exoplanets*. Arizona University Press, p. 15
- Murray-Clay R., Loeb A., 2012, *arXiv:1112.4822v1*
- Naoz S., 2012, private communication
- Nayakshin S., Szonov S., Sunyaev R., 2012, *MNRAS*, 419, 1238
- O’Leary R., Loeb A., 2008, *MNRAS*, 383, 86
- Perets H., 2009a, *ApJ*, 690, 795
- Perets H., 2009b, *ApJ*, 698, 1330
- Perets H. B., Hopman C., Alexander T., 2007, *ApJ*, 656, 709
- Przybilla N., Nieva M., Tillich A., Heber U., Butler K., Brown W., 2008, *A&A*, 488, L51
- Rasio F., Tout C., Lubow S., Livio M., 1996, *ApJ*, 470, 1187
- Reid M., Brunthaler A., 2004, *ApJ*, 616, 872
- Santos N., G. I., Mayor M., Rebolo R., Udry S., 2003, *A&A*, 398, 363
- Sari R., Kobayashi S., Rossi E., 2010, *ApJ*, 708, 605
- Sasselov D., 2012, private communication
- Schödel R., Ott T., Genzel R., Eckart A., Mouawad N., Alexander T., 2003, *ApJ*, 596, 1015
- Sesana A., Madau P., Haardt F., 2009, *MNRAS*, 392, L31
- Strubbe L., Quataert E., 2009, *MNRAS*, 400, 2070
- Vauclair S., 2004, *ApJ*, 605, 874
- Yu Q., Tremaine S., 2003, *ApJ*, 599, 1129
- Zubovas K., Nayakshin S., Markoff S., 2011, *arXiv:1110.6872v1*

This paper has been typeset from a  $\text{\LaTeX}$  file prepared by the author.