

## Two Different Formulations of Doppler Effect under Classical Physics

Chandru Iyer<sup>1</sup>

<sup>1</sup>Techink Industries, C-42, Phase-II, Noida 201305, India  
[chandru\\_i@yahoo.com](mailto:chandru_i@yahoo.com) [chandru.iyer@luxoroffice.com](mailto:chandru.iyer@luxoroffice.com)

**Abstract:** It is normally stated that classical physics does not predict a transverse Doppler effect. We show that classical physics predicts two types of Doppler effects, one when the speed of light is  $c$  with respect to the inertial frame co-moving with the source and the other when the speed of light is  $c$  with respect to the inertial frame co-moving with the receptor. Classical physics does predict a transverse Doppler effect when the speed of light is  $c$  with respect to the inertial frame co-moving with the source. In both longitudinal and transverse cases, we show that the Doppler effect predicted by relativity theory is the geometric mean of the two predictions of the classical theory. We further show that the ratio of the three quantities – “Doppler effect predicted by classical theory with speed of light as  $c$  with respect to source” : “Doppler effect predicted by relativity theory” : “Doppler effect predicted by classical theory with speed of light as  $c$  with respect to receptor” remains  $(1/\gamma) : 1 : \gamma$  for all angles of emission and receipt.

## **Introduction**

Doppler Effect is the modification in the frequency of sound or light as received by the receiver compared to the frequency as emitted by the source. The effect arises because of consecutive peaks of the wave front, emanating from the source, have to travel less or more distance to reach the receptor because of the relative motion of the receptor with respect to the source. This results in the second peak reaching the receptor earlier or later (as the case may be) and thus the frequency of reception is different from the frequency of emission. In our analysis we will treat two consecutive peaks of the wave front as two signals separated by a time interval  $(\delta t')$  where  $(\delta t')$  is the reciprocal of the frequency,  $f'$ , of light emanating from the “moving” source.

We have formulated the results for classical Doppler effect when the speed of light is  $c$  with respect to the source and alternately when the speed of light is  $c$  with respect to the receptor.

We have analyzed both these alternatives for longitudinal (wave travelling along the line of relative motion) and transverse (wave travelling perpendicular to the line of relative motion as observed by the receptor) cases. Except for the longitudinal case, the angle of emission and angle of reception with respect to the line of motion are different as observed by the source and receptor.

**I -** Classical longitudinal Doppler effect when speed of light is  $c$  with respect to source.

Consider (as illustrated in Figure – 1) a source of light moving at speed  $v$  with respect to the laboratory frame of reference. Further assume that light is emanating from the source travelling in all directions at speed  $c$  with respect to the source. The speed of the light rays with

respect to the Laboratory reference frame is to be evaluated by the Galilean / Newtonian formulas for additive velocities, as per classical physics.

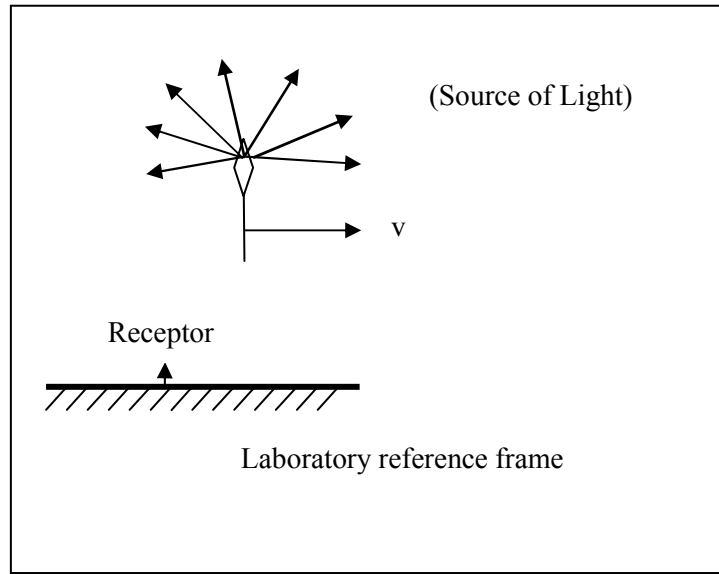


Figure – 1

We further use the primed notation for the inertial frame co-moving with the source ( $K'$ ) and the unprimed notation for the 'stationary' laboratory reference frame ( $K$ ) in which the receptor is situated. This is consistent with the way the subject matter is dealt with in standard texts [1] where in it is conceived that a moving light source is observed by a 'stationary' reference frame in which a laboratory with necessary instruments is located.

The frequency  $f'$  of the source of light is the number of peaks (of wave fronts) emanating per second. The two consecutive peaks may be considered as two signals separated by a time interval  $(1/f')$ . For light wave, this frequency is of the order of  $10^{15}$  and thus it is a very large number and in our evaluations we will be justifiably neglecting quantities of the order of magnitude  $1/(f')^2$ . We use  $f'$  as the frequency of the source of light consistent with the assumption that a 'moving' source (primed frame) is being observed by a 'stationary' laboratory.

For longitudinal Doppler effect, we consider only events on the x- axis (Refer Figure 2). In this case, the line joining the source and receptor is collinear with the line of relative motion.




Figure -2

Assume that the source of light is moving with respect to the instrument receiving the signals at a speed  $v$  and away from the instrument. Let us also say that at a given instant  $t = 0$ , the distance between the source and the instrument is  $s$ . At this instant the first signal emanates from the source travelling at speed  $c$  with respect to the source and at speed  $(c - v)$  with respect to the instrument, in accordance with classical physics.

The first signal reaches the instrument at  $t = \frac{s}{c - v}$

At the instant  $\frac{1}{f'}$ , the second signal is emanated from the source and at this instant the separation

between the source and instrument is  $s + \frac{v}{f'}$  and the signal starts at  $t = \frac{1}{f'}$  and reaches the instrument

after a time interval of  $\frac{s + \frac{v}{f'}}{c - v}$  and the instant when it reaches the instrument is  $\frac{1}{f'} + \frac{s + \frac{v}{f'}}{c - v}$

Therefore the frequency  $f$  measured by the Laboratory reference frame is given by the equation.

$$\frac{1}{f} = \frac{1}{f'} + \frac{s + \frac{v}{f'}}{c - v} - \frac{s}{c - v} \quad \text{----- (1)}$$

$$\frac{1}{f} = \frac{1}{f'} + \frac{v}{c - v} \cdot \frac{1}{f'} \quad \text{----- (2)}$$

$$f = f' \left( 1 - \frac{v}{c} \right) \quad \text{----- (3)}$$

Equation (3) as above gives the Classical longitudinal Doppler effect when speed of light is  $c$  with respect to source.

## II. Classical longitudinal Doppler effect when speed of light is $c$ with respect to the receptor.

For this case we refer to the same figure (Figure -2) as in section I; but we will take the speed of the light ray to be  $c$  with respect to the Receptor.

Two signals or two consecutive peaks are separated by a time interval  $(1/f')$  in the reference frame co-moving with the source. Assume that the source of light is moving with respect to the instrument receiving the signals at a speed of  $v$  and away from the instrument. Let us also say at a given instant  $t = 0$ , the distance between the source and the instrument is  $s$ . At this instant the first signal emanates from the source travelling at speed  $c$  with respect to the laboratory reference frame. The instant at which this signal reaches the instrument is  $\frac{s}{c}$ . At the instant  $\frac{1}{f'}$  the second signal is emanated

from the source and at this instant the separation between the source and the instrument is  $s + \frac{v}{f'}$ . The

instant at which this signal reaches the instrument is  $\frac{1}{f'} + \frac{s + \frac{v}{f'}}{c}$ .

Therefore, the frequency  $f$  measured by the laboratory reference frame is given by the equation

$$\frac{1}{f} = \frac{1}{f'} + \frac{s + \frac{v}{f'}}{c} - \frac{s}{c} \quad \text{-----} \quad (4)$$

$$\frac{1}{f} = \frac{1}{f'} + \frac{v}{c} \cdot \frac{1}{f'} \quad \text{-----} \quad (5)$$

$$f = \frac{f'}{1 + \frac{v}{c}} \quad \text{-----} \quad (6)$$

Equation (3) gives the longitudinal classical Doppler effect when speed of light is  $c$  with respect to source and equations (6) gives the longitudinal classical Doppler Effect when speed of light is  $c$  with respect to the receptor. In both cases the source and the receptor are moving away from each other.

The relativistic Doppler Effect is [1]

$$f = \frac{f' \sqrt{1 - \frac{v}{c}}}{\sqrt{1 + \frac{v}{c}}} = f' \sqrt{\frac{c - v}{c + v}}$$

(as given in Equation 2 – 29 , pp 90 of reference [1] )

We observe that the relativistic Doppler effect is the geometric mean of the two longitudinal Doppler effects given by equation (3) and (6) respectively.

We now proceed to show that the relativistic transverse Doppler Effect is also the geometric mean of

- 1) Classical transverse Doppler effect when the speed of light is  $c$  with respect to the receptor and
- 2) Classical transverse Doppler effect when the speed of light is  $c$  with respect to the source.

### III. Classical transverse Doppler effect when the speed of light is $c$ with respect to the receptor.

Transverse Doppler Effect is when the Laboratory instrument receives the signal at  $90^\circ$  with respect to the line of motion of the source. For the case when the speed of light is  $c$  with respect to the receptor we may refer to Figure – 3 as below.

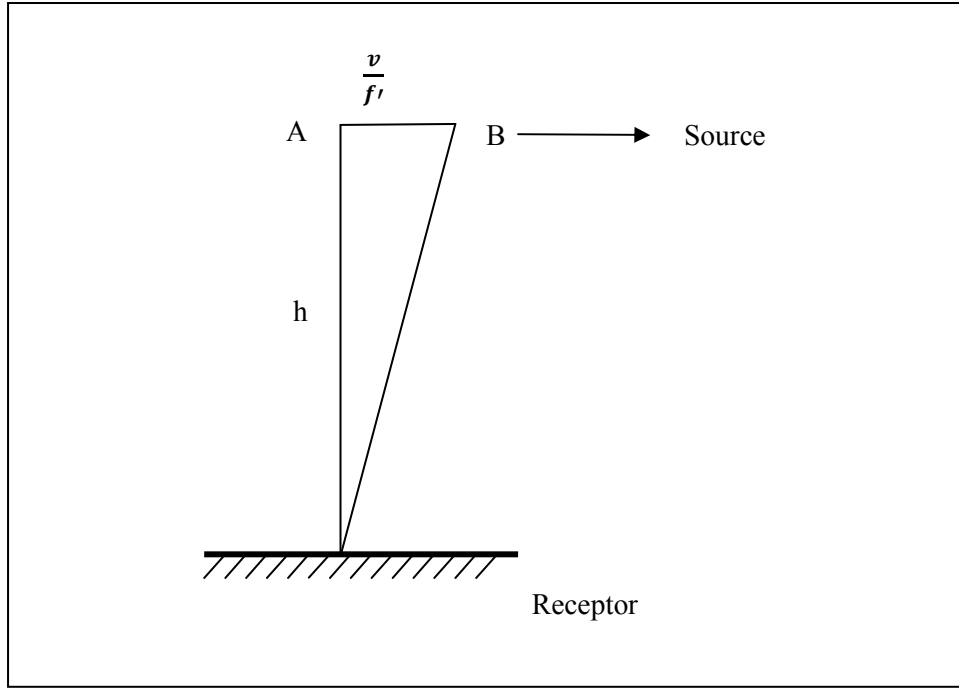


Figure - 3

Point A signifies the emanation of the first signal at  $t = 0$ ; Point B signifies the emanation of the second signal at  $t = \frac{1}{f'}$ . The distance  $AB = \frac{v}{f'}$ .

The first signal reaches the receptor at  $t_1 = \frac{h}{c}$ ; the second signal reaches the receptor at

$t_2 = \frac{1}{f'} + \frac{\sqrt{h^2 + \frac{v^2}{f'^2}}}{c}$  and therefore the frequency observed by the receptor is given by

$$\frac{1}{f} = t_2 - t_1 = \frac{1}{f'} + \frac{\sqrt{h^2 + \frac{v^2}{f'^2}}}{c} - \frac{h}{c} \quad \text{-----} \quad (7)$$

Considering that  $h$  and  $f'$  are large, the above equation reduce to

$$\frac{1}{f} = \frac{1}{f'} \quad \text{-----} \quad (8)$$

$$\text{Or } f = f' \quad \text{-----} \quad (9)$$

This is referred to as the inability of classical physics to predict a transverse Doppler effect [1].

However, we will show in the next section that **classical physics does predict a transverse Doppler effect** when the speed of light is  $c$  with respect to the source.

#### IV. Classical Transverse Doppler effect when the speed of light is $c$ with respect to source.

In the case when the speed of light is  $c$  with respect to source, the transverse Doppler effect can be visualized as below (Figure – 4)

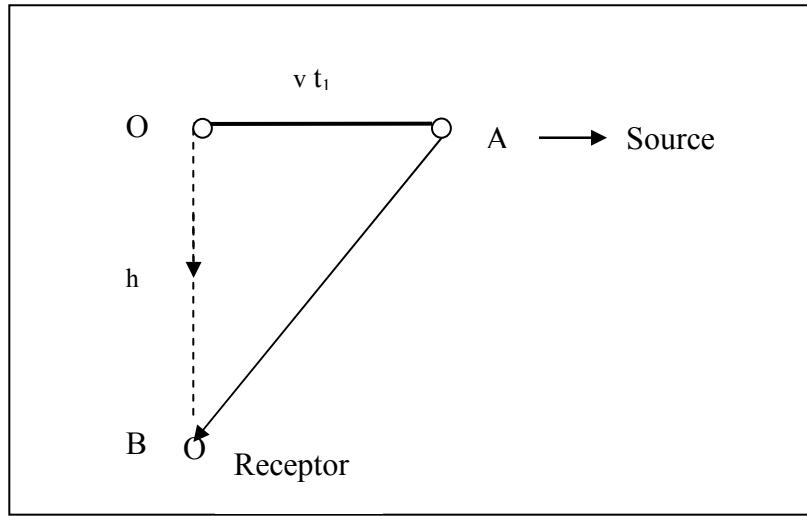


Figure -4

At  $t = 0$  a peak of the wave front of light (the first signal) emanates from the source and reaches the receptor B at  $t = t_1$ . At this instant  $t = t_1$ , the source has moved and is now (at  $t = t_1$ ) located at A and the distance travelled by the light ray is AB from the source. Therefore  $(AB/c) = t_1$  when the light is travelling at  $c$  with respect to the source of light. (Please note that all observers stationary with respect to the inertial frame co-moving with the Receptor observe that the light travels along the line OB, whereas all observers stationary with respect to the inertial frame co-moving with the source of light observe that the light ray travels along the line AB)

In order to determine the classical transverse Doppler Effect when the speed of light is  $c$  with respect to source, it is recommended to have the reference frame co moving with the source as the preferred reference frame. This facilitates the easy determination of distances travelled by the light signals from the source as observed by the frame co-moving with the source. This is depicted in Figure – 5 below.

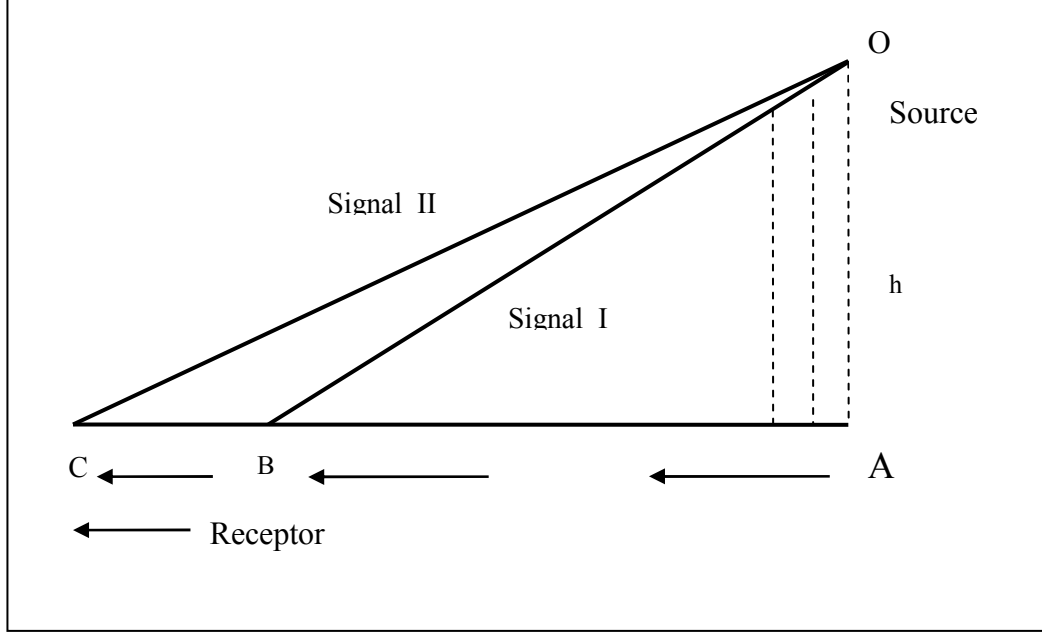


Figure - 5

To be consistent with our formulations in section I, II, and III where we had the receptor stationary and the source moving at  $v$  along positive  $x$  axis, we now have the source stationary and the receptor moving at  $-v$

Point O is the source. At time  $t_1=0$  signal I (a peak in the wave front) emanates from the source. At this instant the receptor is located at A. As the light signal moves from O to B, the receptor moves from A to B. The first signal is received by the receptor at location B. Evidently, if  $t_1$  is the time at which signal I is received by the receptor, then

$$AB = v t_1 \quad \text{----- (10)}$$

$$OB = ct_1 \quad \text{----- (11)}$$

$$\angle BAO = 90^\circ \quad \text{----- (12)}$$

The dotted lines indicate that as observed by the receptor the light signal OB travels perpendicular to the line of relative motion.

The second light signal emanates from O at  $t_2 = \frac{1}{f'}$ ;  $f'$  being the frequency of the source light beam. This signal reaches point C at  $t_2$ . Evidently  $AC = v t_2$  ----- (13)

Frequency observed by the receptor is given by the equation  $\frac{1}{f} = t_2 - t_1$  ----- (14)

$$t_1 = \frac{OB}{c} = \frac{\sqrt{h^2 + v^2 t_1^2}}{c} \quad \text{----- (13)}$$

$$t_2 = \frac{OC}{c} + \frac{1}{f'} = \frac{\sqrt{h^2 + v^2 t_2^2}}{c} + \frac{1}{f'} \quad \text{----- (14)}$$

$$\left( \frac{OC}{c} \text{ being the time elapsed; } \frac{1}{f'} \text{ being the start time} \right)$$

$$t_2 - t_1 = \frac{1}{f} = \frac{1}{f'} + \frac{\sqrt{(h^2 + v^2 t_2^2)}}{c} - \frac{\sqrt{(h^2 + v^2 t_1^2)}}{c} \quad \text{----- (15)}$$

By applying Pythagoras theorem for triangle OAB , we get

$$h = \sqrt{(c^2 t_1^2 - v^2 t_1^2)} = ct_1 \sqrt{1 - \frac{v^2}{c^2}} \quad \text{----- (16)}$$

By applying Pythagoras theorem for triangle OAC, and noting from equation (14) that  $OC = c[t_2 - (1/f')]$  we get

$$h = \sqrt{\left[ c^2 \left( t_2 - \frac{1}{f'} \right)^2 - v^2 t_2^2 \right]} \quad \text{----- (17)}$$

Therefore from (16) and (17) we get

$$c^2 \left( t_2 - \frac{1}{f'} \right)^2 = c^2 t_1^2 - v^2 t_1^2 + v^2 t_2^2 \quad \text{----- (18)}$$

$$\left( t_2 - \frac{1}{f'} \right)^2 = t_1^2 - \frac{v^2}{c^2} t_1^2 + \frac{v^2}{c^2} t_2^2 \quad \text{----- (19)}$$

$$t_2^2 - \frac{2 t_2}{f'} + \frac{1}{f'^2} = t_1^2 - \frac{v^2}{c^2} t_1^2 + \frac{v^2}{c^2} t_2^2 \quad \text{----- (20)}$$

The frequency of light being normally a very large number,  $\frac{1}{f'^2}$  is negligible, being a square of the time difference between two signals (peaks of the wave front).

Therefore

$$t_2^2 - \frac{2 t_2}{f'} = t_1^2 - \frac{v^2}{c^2} t_1^2 + \frac{v^2}{c^2} t_2^2 \quad \text{----- (21)}$$

$$\text{or } t_2^2 \left( 1 - \frac{v^2}{c^2} \right) = t_1^2 \left( 1 - \frac{v^2}{c^2} \right) + \frac{2 t_2}{f'} \quad \text{----- (22)}$$



$$t_2^2 = t_1^2 + \frac{2t_2}{f'} \frac{1}{1 - \frac{v^2}{c^2}} \text{----- (23)}$$

$$t_2^2 - \left[ \frac{2t_2}{f'} \frac{1}{1 - \frac{v^2}{c^2}} \right] = t_1^2 \text{----- (24)}$$

By completing the square on the LHS by adding and subtracting the term  $1/[f' \cdot (1 - v^2/c^2)^2]$ , we get

$$\left[ t_2 - \frac{1}{f' \left( 1 - \frac{v^2}{c^2} \right)} \right]^2 - \frac{1}{f'^2 \left( 1 - \frac{v^2}{c^2} \right)^2} = t_1^2 \text{----- (25)}$$

The second term on the LHS can be ignored as  $\frac{1}{f'^2}$  is a second order term of small quantity ( $f'$  is large).

$$\therefore t_2 - \frac{1}{f' \left( 1 - \frac{v^2}{c^2} \right)} = t_1 \text{----- (26)}$$

$$t_2 - t_1 = \frac{1}{f' \left( 1 - \frac{v^2}{c^2} \right)} \text{----- (27)}$$

$$\text{or } \frac{1}{f} = \frac{1}{f' \left( 1 - \frac{v^2}{c^2} \right)} = (\gamma^2 / f') \text{----- (28)}$$

$$\text{Where we follow the usual notation } \gamma^2 = 1 / [1 - (v^2/c^2)] \text{----- (29)}$$

$$\text{Therefore, } f = \frac{f'}{\gamma^2} \text{----- (30)}$$

Equation (9)  $f = f'$  gives the classical transverse Doppler Effect when the speed of light is  $c$  with respect to receptor.

Equation (30)  $f = \frac{f'}{\gamma^2}$  gives the Classical Doppler effect when the speed of light is  $c$  with respect to the source.

The relativistic transverse Doppler Effect is  $f = \frac{f'}{\gamma} = f' \sqrt{1 - \frac{v^2}{c^2}}$  ----- (31)

As given in reference [1] pp 90 equation (2 -30) and this is the geometric mean of the two classical transverse Doppler effects given by equation (9) and (30). Thus relativistic transverse Doppler effect as given by equation (31) is the geometric mean of the two classical Doppler effects given by equations (9) and (30).

## V Doppler Effects at arbitrary angle of emission and receipt

From the preceding four sections, we can see that for both the longitudinal and transverse cases the ratio of the three quantities – “Doppler effect predicted by classical theory with speed of light as  $c$  with respect to source” : “Doppler effect predicted by relativity theory” : “Doppler effect predicted by classical theory with speed of light as  $c$  with respect to receptor” remains

$(1/\gamma) : 1 : \gamma$ . In this section we shall show that the ratio of these three quantities remain  $(1/\gamma) : 1 : \gamma$  for all angles of emission and receipt.

### V. I Speed of light is $c$ with respect to source

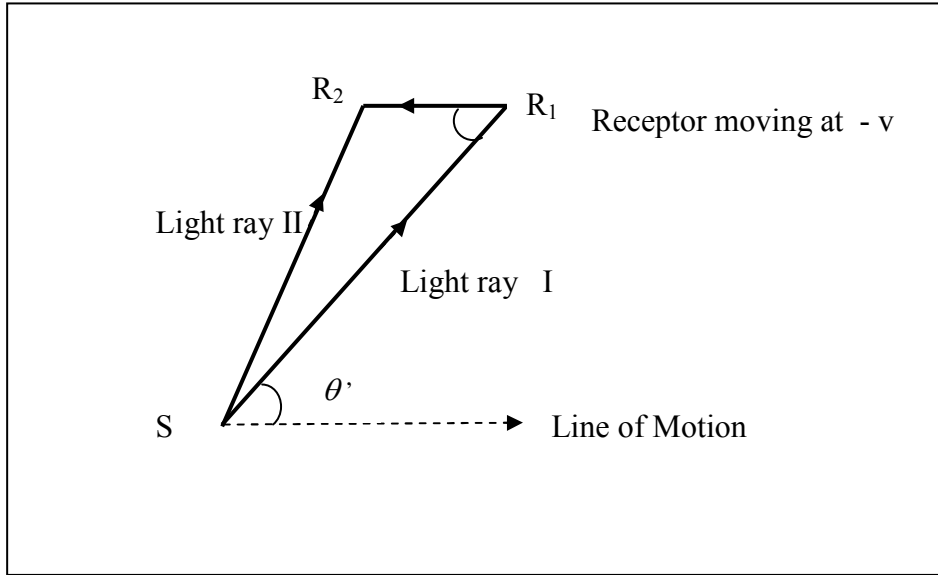


Figure – 6

#### Observations by inertial frame co-moving with source (with speed of light $c$ with respect to source)

S is the source  $R_1$  is the position of receptor at receipt of first signal and  $R_2$  is the position of receptor at receipt of second signal.  $\theta'$  is the angle at which light ray is emitted from source with reference to the line of motion (as observed by inertial frame co-moving with source). The primed notation  $\theta'$  is used consistent with formulation of the problem that the source is moving.

Further we have designed the diagram (Figure-6) in such a way that  $\theta'$  is acute and positive so that sign conventions of trigonometric functions are automatically taken care of.

By the formulations in geometry we have

$$S R_2^2 = S R_1^2 + (R_1 R_2)^2 - 2(S R_1)(R_1 R_2) \cos \theta'$$

With frequency of light being very large,  $R_1 R_2$  is very small. The square of  $R_1 R_2$  may be neglected and we have

$$\begin{aligned} S R_2^2 &= S R_1^2 - 2(S R_1)(R_1 R_2) \cos \theta' \\ &= (S R_1 - R_1 R_2 \cos \theta')^2 - (R_1 R_2 \cos \theta')^2 \end{aligned}$$

The last term can be neglected as  $R_1 R_2$  is very small.

Therefore we have  $S R_1 = S R_2 + R_1 R_2 \cos \theta'$

Therefore the second signal takes a little less time in reaching the receptor given by  $\frac{R_1 R_2 \cos \theta'}{c}$ .

Further the second signal leaves a little later given by the quantity  $\frac{1}{f'}$ .

Therefore the frequency of receipt  $f$  is given by the equation

$$\frac{1}{f} = \frac{1}{f'} - \frac{R_1 R_2 \cos \theta'}{c}$$

Now  $R_1 R_2 = \frac{v}{f}$  ; the distance travelled between two receipts.

$$\text{Therefore } \frac{1}{f} = \frac{1}{f'} - \frac{v}{f c} \cos \theta'$$

$$\text{or } f = f' \left( 1 + \frac{v}{c} \cos \theta' \right) \quad \text{----- (32)}$$

Equation (32) above gives the classical Doppler effect at arbitrary angle of emission  $\theta'$  when the speed of light is  $c$  with respect to source.  $f$  is the expected receptor frequency and  $f'$  is the source frequency.

Comparing with the relativistic prediction given in [1] equation 2-25a pp89

$$f = f' \left( 1 + \frac{v}{c} \cos \theta' \right) \gamma \quad \text{Reference [1] equation 2-25a}$$

Comparing the above with equation (32) we have the ratio of the classical prediction with light travelling at  $c$  with respect to source to the relativistic prediction is  $(1/\gamma) : 1$

## V. II.

### Speed of light is $c$ with respect to receptor

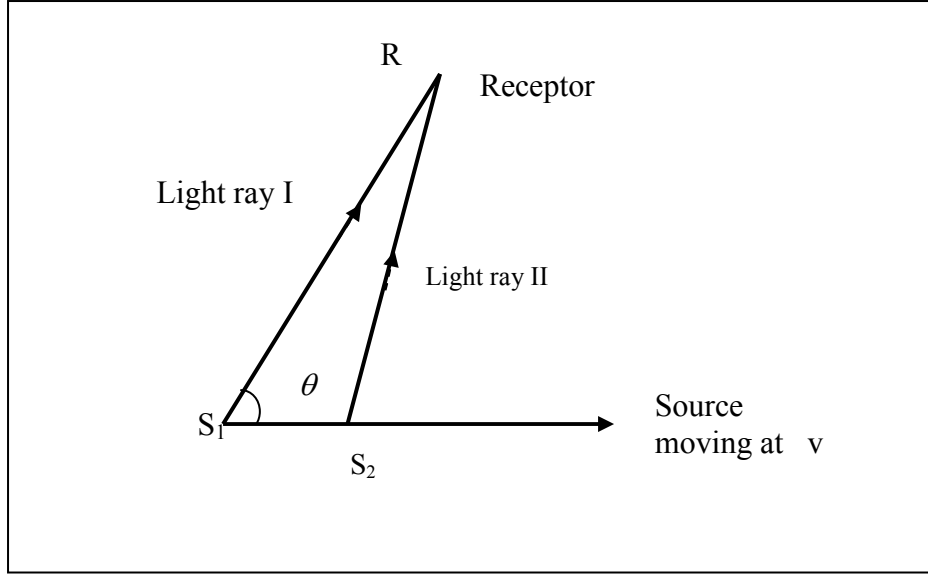


Figure – 7

**Observations by inertial frame co-moving with receptor (with speed of light  $c$  with respect to receptor)**

R is the receptor.  $S_1$  is the position of the source at the instant of emission of first signal.  $S_2$  is the position of the source at the instant of emission of second signal.  $\theta$  is the angle at which light ray is emitted from source with reference to the line of motion (as observed by the inertial frame co-moving with receptor). The notation  $\theta$  (not primed), is used for the angle observed by the inertial frame co-moving with the receptor, consistent with the formulation of the problem that the receptor is at rest and source is moving.

Further we have designed the diagram (Figure-7) in such away that  $\theta$  is acute and positive so that sign conventions of trigonometric functions are automatically taken care of.

By the formulations in geometry we have  $(S_2 R)^2 = (S_1 R)^2 + (S_1 S_2)^2 - 2(S_1 R)(S_1 S_2) \cos \theta$

Neglecting  $(S_1 S_2)^2$  as  $S_1 S_2$  is very small we have

$$(S_2 R)^2 = (S_1 R)^2 - 2(S_1 R)(S_1 S_2) \cos \theta$$

$$\text{Or } (S_2 R)^2 = [S_1 R - (S_1 S_2) \cos \theta]^2 - (S_1 S_2 \sin \theta)^2$$

Neglecting the last term as  $S_1 S_2$  is very small we have  $S_1 R = S_2 R + (S_1 S_2) \cos \theta$ .

Therefore signal II reaches receptor faster but it is emanated after a time lag of  $\frac{1}{f'}$  the reciprocal of the source frequency.

$\therefore$  The observed frequency is given by  $\frac{1}{f} = \frac{1}{f'} - \frac{S_1 S_2 \cos \theta}{c}$

The term  $\frac{S_1 S_2 \cos \theta}{c}$  is the time difference due to the shortening of the travel path. Now  $S_1 S_2 = \frac{v}{f'}$  that is the distance travelled between two consecutive signals emanating from the source.

$$\text{Therefore } \frac{1}{f} = \frac{1}{f'} - \frac{v \cos \theta}{f' c}$$

$$\text{or } f = \frac{f'}{1 - \frac{v}{c} \cos \theta} \quad \text{----- (33)}$$

Equation (33) above gives the classical Doppler effect at arbitrary angle of receipt  $\theta$  when the speed of light is  $c$  with respect to receptor.  $f$  is the observed receptor frequency and  $f'$  is the (calculated) source frequency.

Comparing with the relativistic prediction given in 2-25b pp 89 of reference [1]

$$f' = \frac{f \left( 1 - \frac{v}{c} \cos \theta \right)}{\sqrt{1 - (v^2 / c^2)}} \quad \text{Reference [1] equation 2-25b}$$

Which can be re-written as  $f = \frac{f' \sqrt{1 - \frac{v^2}{c^2}}}{1 - \frac{v}{c} \cos \theta}$  Reference [1] equation 2-25b (rearranged)

$$= \frac{f'}{1 - \frac{v}{c} \cos \theta} \quad \frac{1}{\gamma} \quad \text{Reference [1] equation 2-25b (rearranged)}$$

Comparing the relativistic prediction with the one predicted by the classical physics (equation 33)

we have the ratio of the relativistic prediction of the frequency of receipt to the classical prediction with light travelling at  $c$  with respect to the receptor is  $1 : \gamma$

Thus we have for all angles of emission and receipt, the ratio of the there quantities.

“frequency of receipt predicted by classical physics with speed of light  $c$  with respect to source” :  
“relativistic prediction of frequency of receipt” : frequency of receipt predicted by classical physics with  
speed of light  $c$  with respect to receptor” =  $\left(\frac{1}{\gamma}\right) : 1 : \gamma$  .

**Conclusion:** We have shown that classical physics predicts two types of Doppler effects for light. One when the speed of light is  $c$  with respect to the source and the other when the speed of light is  $c$  with respect to the receptor. We have further shown that the relativistic Doppler effect is the geometric mean of the two types of classical Doppler effects both in the longitudinal as well as the transverse (as observed by the receptor) cases. We have further shown that the ratio of the three quantities – “Doppler effect predicted by classical theory with speed of light as  $c$  with respect to source” : “Doppler effect predicted by relativity theory” : “Doppler effect predicted by classical theory with speed of light as  $c$  with respect to receptor” remains  $(1/\gamma) : 1 : \gamma$  for all angles of emission and receipt.

## References

- [1] Resnick, R. (1968). *Introduction to Special Relativity*. John Wiley and Sons
- [2] Bohm, D. (1965). *The Special Theory of Relativity*. W. A. Benjamin, New York
- [3] Møller, C. (1952). *The Theory of Relativity*. Oxford University Press