

An improved determination of the width of the top quark

V.M. Abazov,³⁴ B. Abbott,⁷² B.S. Acharya,²⁸ M. Adams,⁴⁸ T. Adams,⁴⁶ G.D. Alexeev,³⁴ G. Alkhazov,³⁸ A. Alton^a,⁶⁰ G. Alverson,⁵⁹ M. Aoki,⁴⁷ A. Askew,⁴⁶ B. Åsman,⁴⁰ S. Atkins,⁵⁷ O. Atramentov,⁶⁴ K. Augsten,⁹ C. Avila,⁷ J. BackusMayes,⁷⁹ F. Badaud,¹² L. Bagby,⁴⁷ B. Baldin,⁴⁷ D.V. Bandurin,⁴⁶ S. Banerjee,²⁸ E. Barberis,⁵⁹ P. Baringer,⁵⁵ J. Barreto,³ J.F. Bartlett,⁴⁷ U. Bassler,¹⁷ V. Bazterra,⁴⁸ A. Bean,⁵⁵ M. Begalli,³ C. Belanger-Champagne,⁴⁰ L. Bellantoni,⁴⁷ S.B. Beri,²⁶ G. Bernardi,¹⁶ R. Bernhard,²¹ I. Bertram,⁴¹ M. Besançon,¹⁷ R. Beuselinck,⁴² V.A. Bezzubov,³⁷ P.C. Bhat,⁴⁷ S. Bhatia,⁶² V. Bhatnagar,²⁶ G. Blazey,⁴⁹ S. Blessing,⁴⁶ K. Bloom,⁶³ A. Boehnlein,⁴⁷ D. Boline,⁶⁹ E.E. Boos,³⁶ G. Borissov,⁴¹ T. Bose,⁵⁸ A. Brandt,⁷⁵ O. Brandt,²² R. Brock,⁶¹ G. Brooijmans,⁶⁷ A. Bross,⁴⁷ D. Brown,¹⁶ J. Brown,¹⁶ X.B. Bu,⁴⁷ M. Buehler,⁴⁷ V. Buescher,²³ V. Bunichev,³⁶ S. Burdin,^b 41 T.H. Burnett,⁷⁹ C.P. Buszello,⁴⁰ B. Calpas,¹⁴ E. Camacho-Pérez,³¹ M.A. Carrasco-Lizarraga,⁵⁵ B.C.K. Casey,⁴⁷ H. Castilla-Valdez,³¹ S. Chakrabarti,⁶⁹ D. Chakraborty,⁴⁹ K.M. Chan,⁵³ A. Chandra,⁷⁷ E. Chapon,¹⁷ G. Chen,⁵⁵ S. Chevalier-Théry,¹⁷ D.K. Cho,⁷⁴ S.W. Cho,³⁰ S. Choi,³⁰ B. Choudhary,²⁷ S. Cihangir,⁴⁷ D. Claes,⁶³ J. Clutter,⁵⁵ M. Cooke,⁴⁷ W.E. Cooper,⁴⁷ M. Corcoran,⁷⁷ F. Couderc,¹⁷ M.-C. Cousinou,¹⁴ A. Croc,¹⁷ D. Cutts,⁷⁴ A. Das,⁴⁴ G. Davies,⁴² S.J. de Jong,³³ E. De La Cruz-Burelo,³¹ F. Déliot,¹⁷ R. Demina,⁶⁸ D. Denisov,⁴⁷ S.P. Denisov,³⁷ S. Desai,⁴⁷ C. Deterre,¹⁷ K. DeVaughan,⁶³ H.T. Diehl,⁴⁷ M. Diesburg,⁴⁷ P.F. Ding,⁴³ A. Dominguez,⁶³ T. Dorland,⁷⁹ A. Dubey,²⁷ L.V. Dudko,³⁶ D. Duggan,⁶⁴ A. Duperrin,¹⁴ S. Dutt,²⁶ A. Dyshkant,⁴⁹ M. Eads,⁶³ D. Edmunds,⁶¹ J. Ellison,⁴⁵ V.D. Elvira,⁴⁷ Y. Enari,¹⁶ H. Evans,⁵¹ A. Evdokimov,⁷⁰ V.N. Evdokimov,³⁷ G. Facini,⁵⁹ T. Ferbel,⁶⁸ F. Fiedler,²³ F. Filthaut,³³ W. Fisher,⁶¹ H.E. Fisk,⁴⁷ M. Fortner,⁴⁹ H. Fox,⁴¹ S. Fuess,⁴⁷ A. Garcia-Bellido,⁶⁸ G.A. García-Guerra^c,³¹ V. Gavrilov,³⁵ P. Gay,¹² W. Geng,^{14,61} D. Gerbaudo,⁶⁵ C.E. Gerber,⁴⁸ Y. Gershtein,⁶⁴ G. Ginter,^{47,68} G. Golovanov,³⁴ A. Goussiou,⁷⁹ C.P. Graf^d,⁴⁸ P.D. Grannis,⁶⁹ S. Greder,¹⁸ H. Greenlee,⁴⁷ Z.D. Greenwood,⁵⁷ E.M. Gregores,⁴ G. Grenier,¹⁹ Ph. Gris,¹² J.-F. Grivaz,¹⁵ A. Grohsjean^e,¹⁷ S. Grünendahl,⁴⁷ M.W. Grünewald,²⁹ T. Guillemain,¹⁵ G. Gutierrez,⁴⁷ P. Gutierrez,⁷² A. Haas^f,⁶⁷ S. Hagopian,⁴⁶ J. Haley,⁵⁹ L. Han,⁶ K. Harder,⁴³ A. Harel,⁶⁸ J.M. Hauptman,⁵⁴ J. Hays,⁴² T. Head,⁴³ T. Hebbeker,²⁰ D. Hedin,⁴⁹ H. Hegab,⁷³ A.P. Heinson,⁴⁵ U. Heintz,⁷⁴ C. Hensel,²² I. Heredia-De La Cruz,³¹ K. Herner,⁶⁰ G. Hesketh^g,⁴³ M.D. Hildreth,⁵³ R. Hirosky,⁷⁸ T. Hoang,⁴⁶ J.D. Hobbs,⁶⁹ B. Hoeneisen,¹¹ M. Hohlfield,²³ Z. Hubacek,^{9,17} V. Hynek,⁹ I. Iashvili,⁶⁶ Y. Ilchenko,⁷⁶ R. Illingworth,⁴⁷ A.S. Ito,⁴⁷ S. Jabeen,⁷⁴ M. Jaffré,¹⁵ D. Jamin,¹⁴ A. Jayasinghe,⁷² R. Jesik,⁴² K. Johns,⁴⁴ M. Johnson,⁴⁷ A. Jonckheere,⁴⁷ P. Jonsson,⁴² J. Joshi,²⁶ A.W. Jung,⁴⁷ A. Juste,³⁹ K. Kaadze,⁵⁶ E. Kajfasz,¹⁴ D. Karmanov,³⁶ P.A. Kasper,⁴⁷ I. Katsanos,⁶³ R. Kehoe,⁷⁶ S. Kermiche,¹⁴ N. Khalatyan,⁴⁷ A. Khanov,⁷³ A. Kharchilava,⁶⁶ Y.N. Kharzheev,³⁴ J.M. Kohli,²⁶ A.V. Kozelov,³⁷ J. Kraus,⁶¹ S. Kulikov,³⁷ A. Kumar,⁶⁶ A. Kupco,¹⁰ T. Kurča,¹⁹ V.A. Kuzmin,³⁶ S. Lammers,⁵¹ G. Landsberg,⁷⁴ P. Lebrun,¹⁹ H.S. Lee,³⁰ S.W. Lee,⁵⁴ W.M. Lee,⁴⁷ J. Lellouch,¹⁶ H. Li,¹³ L. Li,⁴⁵ Q.Z. Li,⁴⁷ S.M. Lietti,⁵ J.K. Lim,³⁰ D. Lincoln,⁴⁷ J. Linnemann,⁶¹ V.V. Lipaev,³⁷ R. Lipton,⁴⁷ Y. Liu,⁶ A. Lobodenko,³⁸ M. Lokajicek,¹⁰ R. Lopes de Sa,⁶⁹ H.J. Lubatti,⁷⁹ R. Luna-Garcia^h,³¹ A.L. Lyon,⁴⁷ A.K.A. Maciel,² D. Mackin,⁷⁷ R. Madar,¹⁷ R. Magaña-Villalba,³¹ S. Malik,⁶³ V.L. Malyshev,³⁴ Y. Maravin,⁵⁶ J. Martínez-Ortega,³¹ R. McCarthy,⁶⁹ C.L. McGivern,⁵⁵ M.M. Meijer,³³ A. Melnitchouk,⁶² D. Menezes,⁴⁹ P.G. Mercadante,⁴ M. Merkin,³⁶ A. Meyer,²⁰ J. Meyer,²² F. Miconi,¹⁸ N.K. Mondal,²⁸ G.S. Muanza,¹⁴ M. Mulhearn,⁷⁸ E. Nagy,¹⁴ M. Naimuddin,²⁷ M. Narain,⁷⁴ R. Nayyar,²⁷ H.A. Neal,⁶⁰ J.P. Negret,⁷ P. Neustroev,³⁸ S.F. Novaes,⁵ T. Nunnemann,²⁴ G. Obrant[†],³⁸ J. Orduna,⁷⁷ N. Osman,¹⁴ J. Osta,⁵³ G.J. Otero y Garzón,¹ M. Padilla,⁴⁵ A. Pal,⁷⁵ N. Parashar,⁵² V. Parihar,⁷⁴ S.K. Park,³⁰ R. Partridge^f,⁷⁴ N. Parua,⁵¹ A. Patwa,⁷⁰ B. Penning,⁴⁷ M. Perfilov,³⁶ Y. Peters,⁴³ K. Petridis,⁴³ G. Petrillo,⁶⁸ P. Pétroff,¹⁵ R. Piegaia,¹ M.-A. Pleier,⁷⁰ P.L.M. Podesta-Lermaⁱ,³¹ V.M. Podstavkov,⁴⁷ P. Polozov,³⁵ A.V. Popov,³⁷ M. Prewitt,⁷⁷ D. Price,⁵¹ N. Prokopenko,³⁷ J. Qian,⁶⁰ A. Quadt,²² B. Quinn,⁶² M.S. Rangel,² K. Ranjan,²⁷ P.N. Ratoff,⁴¹ I. Razumov,³⁷ P. Renkel,⁷⁶ M. Rijssenbeek,⁶⁹ I. Ripp-Baudot,¹⁸ F. Rizatdinova,⁷³ M. Rominsky,⁴⁷ A. Ross,⁴¹ C. Royon,¹⁷ P. Rubinov,⁴⁷ R. Ruchti,⁵³ G. Safronov,³⁵ G. Sajot,¹³ P. Salcido,⁴⁹ A. Sánchez-Hernández,³¹ M.P. Sanders,²⁴ B. Sanghi,⁴⁷ A.S. Santos,⁵ G. Savage,⁴⁷ L. Sawyer,⁵⁷ T. Scanlon,⁴² R.D. Schamberger,⁶⁹ Y. Scheglov,³⁸ H. Schellman,⁵⁰ T. Schliephake,²⁵ S. Schlobohm,⁷⁹ C. Schwanenberger,⁴³ R. Schwienhorst,⁶¹ J. Sekaric,⁵⁵ H. Severini,⁷² E. Shabalina,²² V. Shary,¹⁷ A.A. Shchukin,³⁷ R.K. Shivpuri,²⁷ V. Simak,⁹ V. Sirotenko,⁴⁷ P. Skubic,⁷² P. Slattey,⁶⁸ D. Smirnov,⁵³ K.J. Smith,⁶⁶ G.R. Snow,⁶³ J. Snow,⁷¹ S. Snyder,⁷⁰ S. Söldner-Rembold,⁴³ L. Sonnenschein,²⁰ K. Soustruznik,⁸ J. Stark,¹³ V. Stolin,³⁵ D.A. Stoyanova,³⁷ M. Strauss,⁷² D. Strom,⁴⁸ L. Stutte,⁴⁷ L. Suter,⁴³ P. Svoisky,⁷² M. Takahashi,⁴³ A. Tanasijczuk,¹ M. Titov,¹⁷ V.V. Tokmenin,³⁴ Y.-T. Tsai,⁶⁸ K. Tschann-Grimm,⁶⁹ D. Tsybychev,⁶⁹ B. Tuchming,¹⁷ C. Tully,⁶⁵ L. Uvarov,³⁸ S. Uvarov,³⁸ S. Uzunyan,⁴⁹ R. Van Kooten,⁵¹ W.M. van Leeuwen,³² N. Varelas,⁴⁸ E.W. Varnes,⁴⁴ I.A. Vasilyev,³⁷

P. Verdier,¹⁹ L.S. Vertogradov,³⁴ M. Verzocchi,⁴⁷ M. Vesterinen,⁴³ D. Vilanova,¹⁷ P. Vokac,⁹ H.D. Wahl,⁴⁶ M.H.L.S. Wang,⁴⁷ J. Warchol,⁵³ G. Watts,⁷⁹ M. Wayne,⁵³ M. Weber,⁴⁷ J. Weichert,²³ L. Welty-Rieger,⁵⁰ A. White,⁷⁵ D. Wicke,²⁵ M.R.J. Williams,⁴¹ G.W. Wilson,⁵⁵ M. Wobisch,⁵⁷ D.R. Wood,⁵⁹ T.R. Wyatt,⁴³ Y. Xie,⁴⁷ R. Yamada,⁴⁷ W.-C. Yang,⁴³ T. Yasuda,⁴⁷ Y.A. Yatsunenکو,³⁴ W. Ye,⁶⁹ Z. Ye,⁴⁷ H. Yin,⁴⁷ K. Yip,⁷⁰ S.W. Youn,⁴⁷ T. Zhao,⁷⁹ B. Zhou,⁶⁰ J. Zhu,⁶⁰ M. Zielinski,⁶⁸ D. Zieminska,⁵¹ and L. Zivkovic⁷⁴

(The D0 Collaboration*)

¹Universidad de Buenos Aires, Buenos Aires, Argentina

²LAFEX, Centro Brasileiro de Pesquisas Físicas, Rio de Janeiro, Brazil

³Universidade do Estado do Rio de Janeiro, Rio de Janeiro, Brazil

⁴Universidade Federal do ABC, Santo André, Brazil

⁵Instituto de Física Teórica, Universidade Estadual Paulista, São Paulo, Brazil

⁶University of Science and Technology of China, Hefei, People's Republic of China

⁷Universidad de los Andes, Bogotá, Colombia

⁸Charles University, Faculty of Mathematics and Physics,

Center for Particle Physics, Prague, Czech Republic

⁹Czech Technical University in Prague, Prague, Czech Republic

¹⁰Center for Particle Physics, Institute of Physics,

Academy of Sciences of the Czech Republic, Prague, Czech Republic

¹¹Universidad San Francisco de Quito, Quito, Ecuador

¹²LPC, Université Blaise Pascal, CNRS/IN2P3, Clermont, France

¹³LPSC, Université Joseph Fourier Grenoble 1, CNRS/IN2P3,

Institut National Polytechnique de Grenoble, Grenoble, France

¹⁴CPPM, Aix-Marseille Université, CNRS/IN2P3, Marseille, France

¹⁵LAL, Université Paris-Sud, CNRS/IN2P3, Orsay, France

¹⁶LPNHE, Universités Paris VI and VII, CNRS/IN2P3, Paris, France

¹⁷CEA, Irfu, SPP, Saclay, France

¹⁸IPHC, Université de Strasbourg, CNRS/IN2P3, Strasbourg, France

¹⁹IPNL, Université Lyon 1, CNRS/IN2P3, Villeurbanne, France and Université de Lyon, Lyon, France

²⁰III. Physikalisches Institut A, RWTH Aachen University, Aachen, Germany

²¹Physikalisches Institut, Universität Freiburg, Freiburg, Germany

²²II. Physikalisches Institut, Georg-August-Universität Göttingen, Göttingen, Germany

²³Institut für Physik, Universität Mainz, Mainz, Germany

²⁴Ludwig-Maximilians-Universität München, München, Germany

²⁵Fachbereich Physik, Bergische Universität Wuppertal, Wuppertal, Germany

²⁶Panjab University, Chandigarh, India

²⁷Delhi University, Delhi, India

²⁸Tata Institute of Fundamental Research, Mumbai, India

²⁹University College Dublin, Dublin, Ireland

³⁰Korea Detector Laboratory, Korea University, Seoul, Korea

³¹CINVESTAV, Mexico City, Mexico

³²Nikhef, Science Park, Amsterdam, the Netherlands

³³Radboud University Nijmegen, Nijmegen, the Netherlands and Nikhef, Science Park, Amsterdam, the Netherlands

³⁴Joint Institute for Nuclear Research, Dubna, Russia

³⁵Institute for Theoretical and Experimental Physics, Moscow, Russia

³⁶Moscow State University, Moscow, Russia

³⁷Institute for High Energy Physics, Protvino, Russia

³⁸Petersburg Nuclear Physics Institute, St. Petersburg, Russia

³⁹Institució Catalana de Recerca i Estudis Avançats (ICREA) and Institut de Física d'Altes Energies (IFAE), Barcelona, Spain

⁴⁰Stockholm University, Stockholm and Uppsala University, Uppsala, Sweden

⁴¹Lancaster University, Lancaster LA1 4YB, United Kingdom

⁴²Imperial College London, London SW7 2AZ, United Kingdom

⁴³The University of Manchester, Manchester M13 9PL, United Kingdom

⁴⁴University of Arizona, Tucson, Arizona 85721, USA

⁴⁵University of California Riverside, Riverside, California 92521, USA

⁴⁶Florida State University, Tallahassee, Florida 32306, USA

⁴⁷Fermi National Accelerator Laboratory, Batavia, Illinois 60510, USA

⁴⁸University of Illinois at Chicago, Chicago, Illinois 60607, USA

⁴⁹Northern Illinois University, DeKalb, Illinois 60115, USA

⁵⁰Northwestern University, Evanston, Illinois 60208, USA

⁵¹Indiana University, Bloomington, Indiana 47405, USA

⁵²Purdue University Calumet, Hammond, Indiana 46323, USA

⁵³University of Notre Dame, Notre Dame, Indiana 46556, USA

- ⁵⁴Iowa State University, Ames, Iowa 50011, USA
⁵⁵University of Kansas, Lawrence, Kansas 66045, USA
⁵⁶Kansas State University, Manhattan, Kansas 66506, USA
⁵⁷Louisiana Tech University, Ruston, Louisiana 71272, USA
⁵⁸Boston University, Boston, Massachusetts 02215, USA
⁵⁹Northeastern University, Boston, Massachusetts 02115, USA
⁶⁰University of Michigan, Ann Arbor, Michigan 48109, USA
⁶¹Michigan State University, East Lansing, Michigan 48824, USA
⁶²University of Mississippi, University, Mississippi 38677, USA
⁶³University of Nebraska, Lincoln, Nebraska 68588, USA
⁶⁴Rutgers University, Piscataway, New Jersey 08855, USA
⁶⁵Princeton University, Princeton, New Jersey 08544, USA
⁶⁶State University of New York, Buffalo, New York 14260, USA
⁶⁷Columbia University, New York, New York 10027, USA
⁶⁸University of Rochester, Rochester, New York 14627, USA
⁶⁹State University of New York, Stony Brook, New York 11794, USA
⁷⁰Brookhaven National Laboratory, Upton, New York 11973, USA
⁷¹Langston University, Langston, Oklahoma 73050, USA
⁷²University of Oklahoma, Norman, Oklahoma 73019, USA
⁷³Oklahoma State University, Stillwater, Oklahoma 74078, USA
⁷⁴Brown University, Providence, Rhode Island 02912, USA
⁷⁵University of Texas, Arlington, Texas 76019, USA
⁷⁶Southern Methodist University, Dallas, Texas 75275, USA
⁷⁷Rice University, Houston, Texas 77005, USA
⁷⁸University of Virginia, Charlottesville, Virginia 22901, USA
⁷⁹University of Washington, Seattle, Washington 98195, USA

(Dated: January 19, 2012)

We present an improved determination of the total width of the top quark, Γ_t , using 5.4 fb^{-1} of integrated luminosity collected by the D0 Collaboration at the Tevatron $p\bar{p}$ Collider. The total width Γ_t is extracted from the partial decay width $\Gamma(t \rightarrow Wb)$ and the branching fraction $\mathcal{B}(t \rightarrow Wb)$. $\Gamma(t \rightarrow Wb)$ is obtained from the t -channel single top quark production cross section and $\mathcal{B}(t \rightarrow Wb)$ is measured in $t\bar{t}$ events. For a top mass of 172.5 GeV, the resulting width is $\Gamma_t = 2.00^{+0.47}_{-0.43}$ GeV. This translates to a top-quark lifetime of $\tau_t = (3.29^{+0.90}_{-0.63}) \times 10^{-25}$ s. We also extract an improved direct limit on the CKM matrix element $0.81 < |V_{tb}| \leq 1$ at 95% C.L. and a limit of $|V_{tb'}| < 0.59$ for a high mass fourth generation bottom quark assuming unitarity of the fourth generation quark mixing matrix.

PACS numbers: 14.65.Ha, 14.65.Jk, 12.15.Hh

INTRODUCTION

The top quark is the heaviest known elementary particle and completes the quark sector of the standard model (SM). It differs from the other quarks not only by its much larger mass, but also by its lifetime that is expected to be shorter than the QCD scale typical of the formation of hadronic bound states [1]. Within the SM, the top quark decays almost exclusively into a W boson and a b quark. The total decay width Γ_t is therefore expected to be dominated by the partial decay width

$\Gamma(t \rightarrow Wb)$. Neglecting higher order electroweak corrections and terms of order m_b^2/m_t^2 , α_s^2 , and $(\alpha_s/\pi)M_W^2/m_t^2$, the partial width predicted by the SM at next-to-leading order (NLO) is [2]

$$\Gamma(t \rightarrow Wb)_{\text{SM}} = \frac{G_F m_t^3}{8\pi\sqrt{2}} |V_{tb}|^2 \left(1 - \frac{M_W^2}{m_t^2}\right)^2 \left(1 + 2\frac{M_W^2}{m_t^2}\right) \times \left[1 - \frac{2\alpha_s}{3\pi} \left(\frac{2\pi^2}{3} - \frac{5}{2}\right)\right], \quad (1)$$

where m_t (m_b) is the mass of the top (bottom) quark, G_F (α_s) the Fermi (strong interaction) coupling constant, M_W the mass of the W boson, and V_{tb} the strength of the left-handed Wtb coupling. Setting $\alpha_s(M_Z) = 0.118$, $G_F = 1.16637 \times 10^{-5} \text{ GeV}^{-2}$, $M_W = 80.399 \text{ GeV}$, $|V_{tb}| = 1$ [1], and assuming $m_t = 172.5 \text{ GeV}$, we obtain $\Gamma(t \rightarrow Wb)_{\text{SM}} = 1.33 \text{ GeV}$. A deviation from the theoretical prediction would indicate the presence of beyond SM (BSM) physics, including those involving BSM decays of the top quark to final states that escape detection. Examples of such BSM scenarios are the anomalous

*with visitors from ^aAugustana College, Sioux Falls, SD, USA, ^bThe University of Liverpool, Liverpool, UK, ^cUPIITA-IPN, Mexico City, Mexico, ^dETH, Zürich, Switzerland, ^eDESY, Hamburg, Germany, ^fSLAC, Menlo Park, CA, USA, ^gUniversity College London, London, UK, ^hCentro de Investigacion en Computacion - IPN, Mexico City, Mexico, ⁱECFM, Universidad Autonoma de Sinaloa, Culiacán, Mexico, and ^jUniversität Bern, Bern, Switzerland. [‡]Deceased.

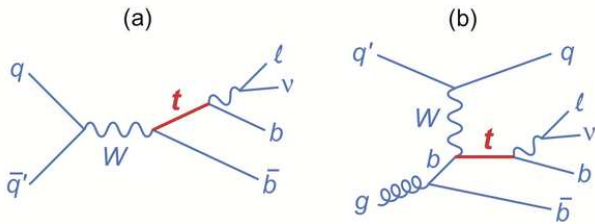


FIG. 1: Tree-level Feynman diagrams for (a) s and (b) t -channel single top quark production.

Wtb couplings [3], hadronically decaying charged Higgs bosons [4] or a fourth generation b' quark.

The electroweak single top quark production at the Tevatron proceeds mainly through the exchange of a virtual W boson accompanied at tree level by a b quark in the s channel [5], or by both a b and a light quark in the t channel [6, 7]. A third channel, tW , in which the top quark is produced in association with a W boson, is not considered in this analysis because the expected production cross section at the Tevatron is small [8]. Figure 1 shows the tree-level Feynman diagrams for s - and t -channel production [9]. In this Letter, we determine $\Gamma(t \rightarrow Wb)$ from a measurement of the t -channel single top quark production cross section, making use of the fact that the process involves a Wtb vertex and is thus proportional to $\Gamma(t \rightarrow Wb)$. The t -channel was chosen as it has the highest production cross section at the Tevatron [8] and because BSM contributions may have different effects on the s - and t -channel cross sections. Here we do not assume that the s -channel production rate is as predicted by the SM.

The first direct upper bound on Γ_t [10] was set by the CDF Collaboration from an analysis of the invariant mass distribution of $t\bar{t}$ candidate events using 1 fb^{-1} of integrated luminosity. The first indirect determination of Γ_t [11] was obtained by the D0 Collaboration by combining the measurement of the single top t -channel cross section using 2.3 fb^{-1} of integrated luminosity [12] and the branching fraction $\mathcal{B}(t \rightarrow Wb)$ determined from a sample of $t\bar{t}$ events in 0.9 fb^{-1} of integrated luminosity [13]. This method assumes the $W \rightarrow tb$ coupling in single top quark production is the same as in top quark decay.

In this Letter, we apply the method of [11] in a new indirect determination of Γ_t that is based on two prior D0 measurements, both performed using 5.4 fb^{-1} of integrated luminosity: the single top quark t -channel cross section $\sigma(p\bar{p} \rightarrow tqb + X) = 2.90 \pm 0.59$ (stat+syst) pb [14] and the ratio $R = \mathcal{B}(t \rightarrow Wb)/\mathcal{B}(t \rightarrow Wq) = 0.90 \pm 0.04$ [15], where q can be a d , s or b quark.

The partial decay width $\Gamma(t \rightarrow Wb) \equiv \Gamma_p$ can be expressed in terms of the t -channel single top quark pro-

duction cross section as

$$\Gamma(t \rightarrow Wb) = \sigma(t\text{-channel}) \frac{\Gamma(t \rightarrow Wb)_{\text{SM}}}{\sigma(t\text{-channel})_{\text{SM}}}. \quad (2)$$

The total decay width Γ_t can be written in terms of the partial decay width and the branching fraction $\mathcal{B}(t \rightarrow Wb)$ as

$$\Gamma_t = \frac{\Gamma_p}{\mathcal{B}(t \rightarrow Wb)}. \quad (3)$$

Combining Eqs. 3 and 2, the total decay width becomes

$$\Gamma_t = \frac{\sigma(t\text{-channel}) \Gamma(t \rightarrow Wb)_{\text{SM}}}{\mathcal{B}(t \rightarrow Wb) \sigma(t\text{-channel})_{\text{SM}}}, \quad (4)$$

from which it is possible to derive the lifetime of the top quark as $\tau_t = \hbar/\Gamma_t$.

We can also use the measured value of Γ_p to probe the Wtb interaction and directly determine the Cabibbo-Kobayashi-Maskawa (CKM) quark mixing matrix [16] element $|V_{tb}|$. A direct determination of $|V_{tb}|$, without assuming unitarity of the CKM matrix or three generations of quarks, is possible through the measurement of the total single top quark production cross section [17]. However, this method assumes that the top quark decays exclusively to Wb , and assumes the relative production rate of s and t -channel single top production is as predicted by the SM. These two assumptions are removed when we combine the branching fraction measurement (which allows for $t \rightarrow Wd$ and $t \rightarrow Ws$ decays) and the single top cross section measured from the t -channel, independently of any assumption on the s -channel rate or on the ratio of s - to t -channel production cross sections.

ANALYSIS METHOD

This analysis relies on two prior D0 measurements, the single top t -channel cross section [14] and the ratio of the top quark branching fraction [15]. Both are based on 5.4 fb^{-1} of integrated luminosity. The latter is performed by distinguishing between the standard decay mode of the top quark, $t\bar{t} \rightarrow W^+bW^-\bar{b}$, (indicated by bb), and decay modes that include light quarks ($q_l = d, s$), $t\bar{t} \rightarrow W^+bW^-\bar{q}_l$ (bq_l) and $t\bar{t} \rightarrow W^+q_lW^-\bar{q}_l$ (q_lq_l). The analysis relies on a sample of $t\bar{t}$ events in which one W boson decays into a quark and an antiquark and the other into an electron or muon and a neutrino, or events in which both W bosons decay into $\ell\nu$. In both cases, we accept events in which the W boson decayed to a τ lepton that subsequently decayed into an electron or a muon. We use a neural network b -tagging algorithm [18] to identify jets that originate from the hadronization of long-lived b hadrons (b -tagged jet) and distinguish between the bb , bq_l and q_lq_l final states in $t\bar{t}$ decay.

The t -channel cross section measurement uses events containing an isolated electron or muon, missing transverse energy and at least two jets. Background is suppressed by requiring that one or two of the jets is identified as a b -jet. The main background contributions arise from W bosons produced in association with jets and from $t\bar{t}$ pairs. We further improve the discrimination between signal and background by employing multivariate analysis techniques as described in [19]. We use a discriminant trained to separate the t -channel signal from the backgrounds in 6 independent analysis channels, defined according to jet multiplicity (2, 3 or 4), and number of b -tagged jets (1 or 2) [14].

Based on the t -channel output discriminant distribution, we define a binned likelihood

$$L(\mathbf{D}|\mathbf{d}) = \prod_{i=1}^M \frac{e^{-d_i} d_i^{D_i}}{D_i!}, \quad (5)$$

where \mathbf{D} and \mathbf{d} are arrays containing the observed and mean expected count for all M bins from the six different analysis channels. The mean expected count can be written in terms of the partial (Γ_p) or total (Γ_t) top quark width as

$$\mathbf{d}(\Gamma_{\{p,t\}}, \sigma'_s, \mathbf{a}_t, \mathbf{a}_s, \mathbf{b}) = c_{\{p,t\}} \Gamma_{\{p,t\}} \mathbf{a}_t + \sigma'_s \mathbf{a}_s + \mathbf{b} \quad (6)$$

where σ'_s is the s -channel cross section times $\mathcal{B}(t \rightarrow Wb)$, \mathbf{a}_t and \mathbf{a}_s are arrays containing the product of the acceptance and the integrated luminosity in each bin for t and s processes, respectively, and \mathbf{b} is an array containing the mean count of expected background events. The term $c_{\{p,t\}}$ is given by

$$c_p = \frac{\mathcal{B}(t \rightarrow Wb) \sigma(t\text{-channel})_{SM}}{\Gamma(t \rightarrow Wb)_{SM}} \quad (7)$$

or by

$$c_t = \frac{\mathcal{B}^2(t \rightarrow Wb) \sigma(t\text{-channel})_{SM}}{\Gamma(t \rightarrow Wb)_{SM}}, \quad (8)$$

when measuring the partial or total top quark decay width, respectively. The extra $\mathcal{B}(t \rightarrow Wb)$ term with respect to Eqs. 2 and 4 is needed to remove the assumption of $\mathcal{B}(t \rightarrow Wb) = 1$ used when generating the single top quark and $t\bar{t}$ samples. We then form a Bayesian probability density for the partial or total width by integrating the expression

$$p(\Gamma_{\{p,t\}}|\mathbf{D}) = \frac{1}{\mathcal{N}} \int L(\mathbf{D}|\Gamma_{\{p,t\}}, \sigma'_s, \mathbf{a}_t, \mathbf{a}_s, \mathbf{b}) \pi(\Gamma_{\{p,t\}}) \pi(\sigma'_s) \pi(\mathbf{a}_t) \pi(\mathbf{a}_s) \pi(\mathbf{b}) d\sigma_s d\mathbf{a}_t d\mathbf{a}_s d\mathbf{b}, \quad (9)$$

where $\pi(*)$ represent our prior knowledge of the parameters σ'_s , \mathbf{a}_t , \mathbf{a}_s and \mathbf{b} [14]. The normalization constant \mathcal{N} ensures that $\int p(\Gamma_{\{p,t\}}|\mathbf{D}) d\Gamma_{\{p,t\}} = 1$. The integration is performed assuming a positive and uniform probability density for $\Gamma_{\{p,t\}}$ and for σ_s . The other priors quantify our knowledge of the systematic uncertainties for the values of \mathbf{a}_t , \mathbf{a}_s and \mathbf{b} . Each independent systematic source is modeled with a Gaussian of mean zero and width set to one standard deviation of the corresponding uncertainty.

SYSTEMATIC UNCERTAINTIES

The main systematic uncertainties affect the t -channel output discriminant as well as the measured branching fraction $\mathcal{B}(t \rightarrow Wb)$, and are summarized in Table I. Common systematics that affect both the discriminant and $\mathcal{B}(t \rightarrow Wb)$ are taken as 100% correlated.

The terms included in the uncertainty calculation are:

- Uncertainty on jet flavor identification involving b , c and light-flavor jet tagging rates and the calorime-

Sources	Size [%]
Uncertainties on $\mathcal{B}(t \rightarrow Wb)$	
b -jet identification	4.0
$t\bar{t}$ cross section	2.1
Integrated luminosity	1.6
Statistical uncertainty	2.3
Statistical correlation	4.2
Uncertainties on $\sigma(t\text{-channel})$	
b -jet identification	9.3
$t\bar{t}$ cross section	3.1
Integrated luminosity	5.1
W +jets normalization	8.1
Jet energy resolution	11.6
Jet energy scale	6.8
Monte Carlo statistics	6.7

TABLE I: Sources of statistical and main systematic uncertainties relative to the measured value for t -channel cross section and branching fraction that affects the determination of the partial/total decay width. We list the the most important uncertainties for the branching fraction and t -channel cross section measurements, respectively.

ter response to b -jets.

- Uncertainties on the modeling of the $t\bar{t}$ process used in the $\mathcal{B}(t \rightarrow Wb)$ measurement, including uncertainties from parton distribution functions (PDFs), different event generators and hadronization models. These uncertainties are correlated with the $t\bar{t}$ background yield uncertainty in the t -channel discriminant.
- Uncertainty on the integrated luminosity.
- Uncertainties on the normalization of the W +jets heavy-flavor contribution.
- Uncertainty in the jet energy scale and resolution.
- The statistical uncertainty of the $\mathcal{B}(t \rightarrow Wb)$ measurement is added as systematic uncertainty. The statistical uncertainty related to the t -channel cross section is by construction included in the top quark width posterior distributions.
- A systematic uncertainty is added to account for the statistical correlation due to a small overlap between events selected to build the t -channel discriminant and those used in the $\mathcal{B}(t \rightarrow Wb)$ measurement.
- Signal and background yield uncertainty because of the amount of Monte Carlo events used to construct the background and signal discriminant.

Other terms included in the calculation of t -channel discriminant but not mentioned in the table are:

- Uncertainties on modeling the single top quark signal, including initial- and final-state radiation, scale uncertainties and PDFs.
- Detector simulation uncertainty arising from the modeling of particle identification in the simulated samples.
- Uncertainties arising from the modeling of the different background sources that are obtained using data-driven methods.

RESULT

The expected and observed probability densities for the partial width Γ_p are shown in Fig. 2. The most probable value for the partial width is defined by the peak of the probability density function and corresponds to

$$\Gamma_p = 1.87^{+0.44}_{-0.40} \text{ GeV}. \quad (10)$$

The expected and observed probability densities for the total width Γ_t are shown in Fig. 3. The total top

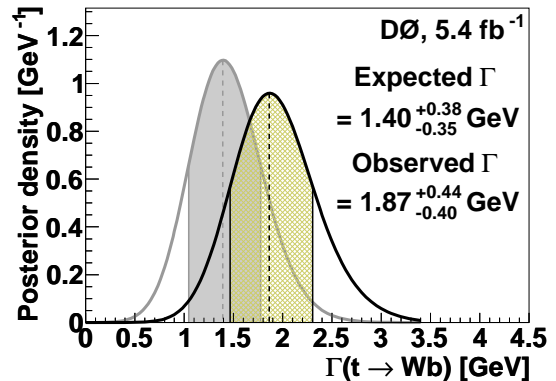


FIG. 2: [color online] Probability density for the expected and measured partial width Γ_p . The shaded areas represent one standard deviation centered on the most probable value.

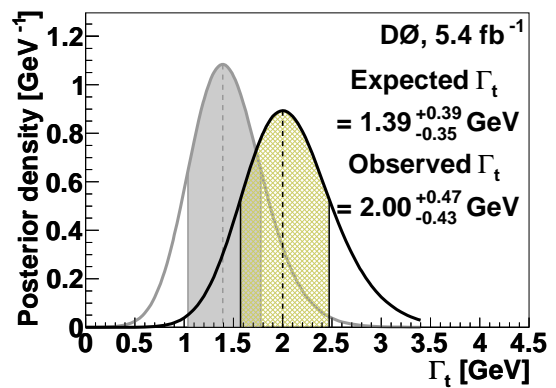


FIG. 3: [color online] Probability density for the expected and measured total width Γ_t . The shaded areas represent one standard deviation around the most probable value.

quark width is found to be

$$\Gamma_t = 2.00^{+0.47}_{-0.43} \text{ GeV}, \quad (11)$$

which can be expressed as a top quark lifetime of

$$\tau_t = (3.29^{+0.90}_{-0.63}) \times 10^{-25} \text{ s}. \quad (12)$$

This also translates in an upper limit to the top quark lifetime of $\tau_t < 4.88 \times 10^{-25}$ s at 95% C.L..

TOP QUARK MASS DEPENDENCE

The measured branching fraction and t -channel production cross section, as well as $\Gamma(t \rightarrow Wb)_{\text{SM}}$, depend on the top quark mass m_t . To study this dependency, we repeat the analysis using simulated $t\bar{t}$ and single top samples that were generated at different values of m_t in the range 170 to 175 GeV. The value of $\Gamma(t \rightarrow Wb)_{\text{SM}}$ is recalculated depending on m_t . Given that the dependency from m_t is small, the value and uncertainties for $\mathcal{B}(t \rightarrow Wb)$ corresponding to $m_t = 172.5$ GeV are used in all cases.

m_t (GeV)	170	172.5	175
$\Gamma(t \rightarrow Wb)_{\text{SM}}$ (GeV)	1.26	1.33	1.40
$\Gamma(t \rightarrow Wb)$ (GeV)	$1.48^{+0.36}_{-0.34}$	$1.87^{+0.44}_{-0.40}$	$1.76^{+0.40}_{-0.38}$
Γ_t (GeV)	$1.63^{+0.41}_{-0.38}$	$2.00^{+0.47}_{-0.43}$	$1.96^{+0.46}_{-0.43}$

TABLE II: Observed partial and total top quark decay width as a function of the top quark mass. We provide also the values for SM top quark partial widths used in the analysis.

Table II summarizes the variation of the partial and total top quark decay width as a function of m_t . The table also lists the values of $\Gamma(t \rightarrow Wb)_{\text{SM}}$ used in the analysis. The variation of the decay width with m_t follows the non-monotonic variation observed for the t -channel cross section [14].

The effect of the mass dependency can be quantified by interpolating the observed Γ_t in function of top mass from table II to the current Tevatron combination $m_t = 173.2 \pm 0.9$ GeV [20]. Adding a mass uncertainty of

$$\delta\Gamma_t = \max_{m_t \in [172.5, 175]} |\Gamma_t(m_t) - \Gamma_t(173.2)| \approx 0.07 \text{ GeV}$$

in quadrature to the symmetrized interpolated error for $m_t = 173.2$ GeV results in a value for the total width of $\Gamma_t = 2.03 \pm 0.46$ GeV, and a value for top quark lifetime of $\tau_t = 3.24^{+0.95}_{-0.60} \cdot 10^{-25}$ s. A lower limit on the total decay width $\Gamma_t > 1.37$ GeV at 95% C.L. can be estimated by assuming that the posterior density for Γ_t approximates a Gaussian distribution. This translates into an upper limit on the top quark lifetime of $\tau_t < 4.82 \cdot 10^{-25}$ s at 95% C.L. Therefore we conclude that the effect of the mass uncertainty is small with respect to the observed uncertainty obtained assuming a top quark mass of $m_t = 172.5$ GeV.

MEASUREMENT OF $|V_{tb}|$

We construct a posterior probability density for $|V_{tb}|$ by setting

$$c_{\{p,t\}} \Gamma_{\{p,t\}} = |V_{tb}|^2 \mathcal{B}(t \rightarrow Wb) \sigma(t\text{-channel})_{\text{SM}, |V_{tb}|=1} \quad (13)$$

in Eq. 6. A lower limit of $|V_{tb}| > 0.81$ at the 95% C.L. is obtained by restricting the prior for $|V_{tb}|^2$ to be uniform for $0 \leq |V_{tb}|^2 \leq 1$, as illustrated in Fig. 4. A systematic uncertainty on the theoretical prediction for the t -channel cross section was included in the result.

We apply the same procedure to constrain the strength of the coupling of a fourth generation b' quark to the top quark $|V_{tb'}|$. For this measurement we assume that $m_{b'} > m_t - m_W$, a small probability density for the b' quark to exist in protons and antiprotons, and unitarity of the four-generation quark-mixing matrix with $|V_{tb}|^2 + |V_{tb'}|^2 = 1$, and $|V_{td}|, |V_{ts}| \ll 1$. Using the limit on

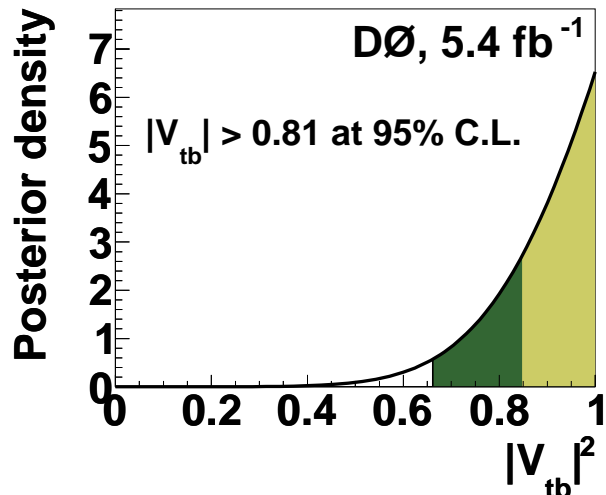


FIG. 4: [color online] Distributions of the posterior density for $|V_{tb}|^2$. The shaded (darker shaded) band indicates regions of 68% (95%) C.L.

$|V_{tb}|$ and the condition $|V_{tb'}|^2 = 1 - |V_{tb}|^2$, we obtain $|V_{tb'}| < 0.59$ at the 95% C.L.

SUMMARY

We have presented an improved determination of the width of the top quark using the Bayesian techniques previously used to measure the single top quark production cross section and an improved measurement of the branching fraction $\mathcal{B}(t \rightarrow Wb)$. The method assumes that the coupling leading to t -channel single top quark production is identical to the coupling in the top quark decay. We have determined the top quark width as $\Gamma_t = 2.00^{+0.47}_{-0.43}$ GeV for $m_t = 172.5$ GeV, which corresponds to a top quark lifetime of $\tau_t = (3.29^{+0.90}_{-0.63}) \times 10^{-25}$ s. These are the most precise determinations of width and lifetime to date. In addition, we set a lower limit of $|V_{tb}| > 0.81$ at the 95% C.L. without assuming that the top quark decays exclusively to Wb and with no assumption on the s - and t -channel relative production rate. We also set a limit on the strengths of the coupling for a fourth-generation b' quark to the top quark of $|V_{tb'}| < 0.59$ at 95% C.L.

We thank the staffs at Fermilab and collaborating institutions, and acknowledge support from the DOE and NSF (USA); CEA and CNRS/IN2P3 (France); FASI, Rosatom and RFBR (Russia); CNPq, FAPERJ, FAPESP and FUNDUNESP (Brazil); DAE and DST (India); Colciencias (Colombia); CONACyT (Mexico); NRF (Korea); CONICET and UBACyT (Argentina); FOM (The Netherlands); STFC and the Royal Society (United Kingdom); MSMT and GACR (Czech Republic); BMBF and DFG (Germany); SFI (Ireland); The Swedish Research Council (Sweden); and CAS and CNSF (China).

-
- [1] K. Nakamura *et al.* (Particle Data Group) *J. Phys. G* **37**, 075021 (2010).
- [2] M. Jezabek and J. H. Kühn, *Nucl. Phys. B* **314**, 1 (1989).
- [3] V. M. Abazov *et al.* (D0 Collaboration), *Phys. Rev. Lett.* **101**, 221801 (2008).
- [4] Y. Grossman, *Nucl. Phys.* **B426**, 355 (1994).
- [5] S. Cortese and R. Petronzio, *Phys. Lett. B* **253**, 494 (1991).
- [6] S. S. D. Willenbrock and D. A. Dicus, *Phys. Rev. D* **34**, 155 (1986).
- [7] C.-P. Yuan, *Phys. Rev. D* **41**, 42 (1990).
- [8] N. Kidonakis, *Phys. Rev. D* **74**, 114012 (2006). The cross sections for the single top quark processes ($m_t = 172.5$ GeV) are 1.04 ± 0.04 pb (s channel), 2.26 ± 0.12 pb (t channel), and 0.28 ± 0.06 pb (tW channel).
- [9] Unless otherwise stated, charge-conjugate states are implied.
- [10] T. Aaltonen *et al.* (CDF Collaboration), *Phys. Rev. Lett.* **102**, 042001 (2009).
- [11] V. M. Abazov *et al.* (D0 Collaboration), *Phys. Rev. Lett.* **106**, 022001 (2011).
- [12] V. M. Abazov *et al.* (D0 Collaboration), *Phys. Lett. B* **682**, 363 (2010).
- [13] V. M. Abazov *et al.* (D0 Collaboration), *Phys. Rev. Lett.* **100**, 192003 (2008). Although the original publication used $m_t = 175$ GeV, the $\mathcal{B}(t \rightarrow Wb)$ value used in this Letter is derived for $m_t = 170$ GeV to be consistent with the t -channel cross section measurement.
- [14] V. M. Abazov *et al.* (D0 Collaboration), *Phys. Lett. B* **705**, 313 (2011).
- [15] V. M. Abazov *et al.* (D0 Collaboration), *Phys. Rev. Lett.* **107**, 121802 (2011).
- [16] N. Cabibbo, *Phys. Rev. Lett.* **10**, 531 (1963); M. Kobayashi and T. Maskawa, *Prog. Theor. Phys.* **49**, 652 (1973).
- [17] G. V. Jikia and S.R. Slabospitsky, *Phys. Lett. B* **295**, 136 (1992).
- [18] V. M. Abazov *et al.* (D0 Collaboration), *Nucl. Instrum. Methods in Phys. Res. Sect. A* **620**, 490 (2010).
- [19] V. M. Abazov *et al.* (D0 Collaboration), *Phys. Rev. D* **78**, 012005 (2008).
- [20] The Tevatron Electroweak Working Group for the CDF and D0 Collaborations, arXiv:1107.5255 [hep-ex].