

# $t\bar{t}$ pair production cross section measurement at the LHC

Tae Jeong Kim<sup>a</sup> for the ATLAS and CMS collaborations

Korea University, Seoul

**Abstract.** Measurement of  $t\bar{t}$  pair production cross sections with an integrated luminosity of around  $1 \text{ fb}^{-1}$  at  $\sqrt{s} = 7 \text{ TeV}$  obtained with the ATLAS and CMS detectors are reported. The inclusive cross sections in dilepton ( $ee, e\mu, \mu\mu$  and  $\mu\tau$ ), lepton+jets ( $e, \mu$ ) and all hadronic decay modes are measured. In addition to inclusive cross section measurement, the study of jet multiplicity with additional jets are also presented, which is important to constrain the initial state radiation. Measurement of the charge asymmetry at the LHC is also presented. All measurements are compatible with Standard Model predictions.

## 1 Introduction

The Large Hadron Collider (LHC) accumulated the data corresponding to an integrated luminosity of almost  $1 \text{ fb}^{-1}$  in both experiments ATLAS [1] and CMS [2] by the summer in 2011 for HCP2011. At the LHC, the  $t\bar{t}$  production cross section at  $\sqrt{s} = 7 \text{ TeV}$  is predicted to be  $164.6 \text{ pb}$  by approximate next-to-next-leading-order (NNLO) calculation and  $157.5 \text{ pb}$  by next-leading-order (NLO) calculation. The cross section measurement of  $t\bar{t}$  is important for testing the perturbative QCD which is successful so far and searching for new physics. Any deviation would indicate possible new physics. It is crucial to measure the cross section in all decay modes since new physics can appear in any different decay modes. Top quark decays almost exclusively to W boson and  $b$  quark. Therefore, the decay mode entirely depending on W boson branching ratio. In dilepton decay mode ( $ee, e\mu, \mu\mu$ ), tau leptonic decay is included. Considering  $Br(\tau \rightarrow l\nu_l\nu_\tau) = 0.35$ , the branching ratio would be 6.8%, 3.8%, 30% and 44% for dilepton, lepton+tau, lepton+jets and all hadronic decay modes, respectively. In addition to inclusive cross section, the jet multiplicity distribution of  $t\bar{t}$  with additional jets in lepton+jets decay mode is shown, which is important measurement to constrain the initial state radiation (ISR). As the deviation has been observed by Tevatron, the charge asymmetry measurement at the LHC are also performed using the fact that the width of top quark is slightly broader than anti-top quark in rapidity distribution at the LHC.

## 2 Samples & Objects

At ATLAS, MC@NLO is interfaced with HERWIG (Parton Showering) and JIMMY (Underlying Events). Approximate NNLO of  $164.6 \text{ pb}$  is used for normalization. At CMS, the signal sample of  $t\bar{t}$  is modeled by MADGRAPH with PYTHIA matching up to three additional partons. NLO cross section of  $157.5 \text{ pb}$  is used for normalization. In both experiments, the  $\tau$  decay is handled by TAUOLA and top quark mass is assumed to be  $172.5 \text{ GeV}/c^2$ .

In top quark analysis, almost all physics objects are used. At ATLAS, the absolute pseudo-rapidity ( $|\eta|$ ) of electrons and muons are required to be within 2.5. Taus are reconstructed using Boosted Decision Tree. Calo-jets are reconstructed using anti-kt algorithm with  $R=0.4$ . Missing transverse energy ( $E_T^{\text{miss}}$ ) is calculated using the opposite direction of vector sum of jets, electrons, muons and unclustered calorimeter energy. At CMS, physics objects are reconstructed through particle-flow reconstruction algorithm which combines all information from all sub-detectors and reconstruct all particles. The  $|\eta|$  of electrons and muons are required to be within 2.5 and 2.4, respectively. Taus are reconstructed using Hadron plus strips algorithm. Particle-flow jets are reconstructed using anti-kt algorithm with  $R=0.5$ .  $E_T^{\text{miss}}$  is the opposite direction of vector sum of reconstructed particles.

## 3 Cross section measurements

### 3.1 Dilepton ( $ee, e\mu, \mu\mu$ )

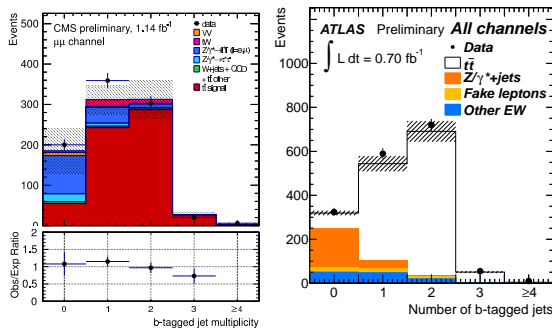
The dilepton decay mode ( $ee, e\mu, \mu\mu$ ) provides clean signals by requiring two isolated leptons with two jets and  $E_T^{\text{miss}}$  even though the branching ratio is small. ATLAS performed the analysis with the integrated luminosity of  $0.7 \text{ fb}^{-1}$  with and without b-tagging separately [3]. The invariant mass of dilepton must be above  $15 \text{ GeV}$  to remove multi-jet event sample which does not describe well low mass region. Z boson veto requiring  $|M_{ll} - M_Z| > 10 \text{ GeV}$  and  $E_T^{\text{miss}} > 60 \text{ GeV}$  (or  $40 \text{ GeV}$  with b-tagging) to remove multi-jet events are applied for  $ee$  and  $\mu\mu$  decay modes. Additionally  $H_T > 130 \text{ GeV}$  (or  $140 \text{ GeV}$  with b-tagging) is applied. Lepton efficiencies are obtained with Z boson candidates in a data-driven way. The Drell-Yan and multi-jet backgrounds are estimated using Z mass window and Matrix method, respectively. The cross section is obtained from the profile likelihood fitting. The measured cross section without b-tagging is found to be

$$\sigma_{t\bar{t}} = 177 \pm 6(\text{stat.}) \pm 14^7(\text{syst.}) \pm 8(\text{lumi.}) \text{ pb}$$

and with b-tagging

$$\sigma_{t\bar{t}} = 183 \pm 6(\text{stat.}) \pm 14^8(\text{syst.}) \pm 8^7(\text{lumi.}) \text{ pb.}$$

<sup>a</sup> e-mail: Tae.Jeong.Kim@cern.ch



**Fig. 1.** Distributions of b-tagged jet multiplicity in  $\mu\mu$  at CMS (left) and in all decay modes at ATLAS (right) after applying final selections except b-tagging.

CMS performed the analysis with the integrated luminosity of  $1.1 \text{ fb}^{-1}$  [4]. The invariant mass of dilepton must be above 12 GeV and  $|M_{ll} - M_Z| > 15 \text{ GeV}$ .  $E_T^{\text{miss}} > 30 \text{ GeV}$  is required for  $ee$  and  $\mu\mu$  decay modes. At least one b-tagging is applied. Lepton efficiencies, Drell-Yan and multi-jet backgrounds are obtained in a data-driven way similar to ATLAS. Distributions of b-tagged jet multiplicity at CMS and ATLAS are shown in Fig. 1. The cross section for each decay mode is obtained using counting method. The combined result of the three decay modes is found to be

$$\sigma_{t\bar{t}} = 169.9 \pm 3.9(\text{stat.}) \pm 16.3(\text{syst.}) \pm 7.6(\text{lumi.}) \text{ pb}$$

using the Best Linear Unbiased Estimator (BLUE) method. The measured cross sections are consistency with NNLO prediction. The systematic uncertainty is now dominant compared to the result based on previous data at ATLAS [5]-[6] and CMS [7]-[8].

### 3.2 Dilepton ( $\mu\tau$ )

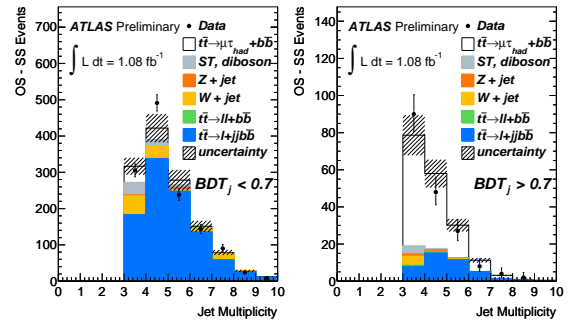
The  $\mu + \tau$  decay mode is interesting since the charged higgs can decay with the same topology when the higgs mass is larger than top mass. Any deviation on cross section would indicate the new physics. Therefore, reducing the systematic uncertainty is crucial in this decay mode. ATLAS performed the analysis with an integrated luminosity of  $1.08 \text{ fb}^{-1}$  [9]. This analysis follows lepton+jet analysis event selection since hadronic tau decay is considered. Two tau candidates  $\tau$  with 1 track and  $\tau$  with more than 1 track are identified using Boosted Decision Tree (BDT). The multi-jet events are removed by subtracting same sign events. Distributions of jet multiplicity with  $\text{BDT} < 0.7$  and  $\text{BDT} > 0.7$  are shown in Fig. 2. Measured cross section at ATLAS is

$$\sigma_{t\bar{t}} = 142 \pm 21(\text{stat.}) \pm 16^{+20}_{-16}(\text{syst.}) \pm 5(\text{lumi.}) \text{ pb.}$$

CMS performed the analysis with an integrated luminosity of  $1.1 \text{ fb}^{-1}$  data [10]. Tau is identified with Hadrons plus strips (HPS) algorithm combining charged hadrons and calorimeter information in strips to take into account  $\pi^0$ . The fake rate from jets is estimated from multi-jet (gluon jet) and W+jets (quark jet) data sample. Measured cross section is

$$\sigma_{t\bar{t}} = 148.7 \pm 23.6(\text{stat.}) \pm 26.0(\text{syst.}) \pm 8.9(\text{lumi.}) \text{ pb.}$$

Main systematic uncertainties are from tau fake background estimation, identification and b-tagging efficiency.



**Fig. 2.** The distribution of jet multiplicity subtracting same sign events after b-tagging at ATLAS. (a)  $\text{BDT}_j < 0.7$ , (b)  $\text{BDT}_j > 0.7$

### 3.3 Lepton+jets

In lepton+jet decay mode ( $e, \mu$ ), the signature of a final state is one exclusive lepton, 4 jets and  $E_T^{\text{miss}}$ . ATLAS performed the analysis with the integrated luminosity of  $0.7 \text{ fb}^{-1}$  [11]. Exclusively one isolated muon or electron must have  $p_T > 20$  or  $25 \text{ GeV}$ , respectively.  $E_T^{\text{miss}}$  is required to be larger than 35 and  $25 \text{ GeV}$  for  $e$  and  $\mu$ , respectively.  $M_T^W$  (Transverse mass of W boson) must be larger than  $25 \text{ GeV}$  for electron channel and the sum of  $M_T^W$  and  $E_T^{\text{miss}}$  should be larger than  $60 \text{ GeV}$  for muon channel to remove further multi-jet contribution. The multi-jet shapes are obtained from data directly using Matrix method. The binned profile likelihood fitting is applied to likelihood discriminant which is as a function of lepton  $\eta$ , highest jet  $p_T$ , event aplanarity and  $H_T$ . The result of the fit is shown in Fig. 3. Main systematic uncertainties are from signal MC generator, jet energy scale (JES), and ISR/FSR. Measured cross section is found to be

$$\sigma_{t\bar{t}} = 179.0 \pm 3.9(\text{stat.}) \pm 9.0(\text{syst.}) \pm 6.6(\text{lumi.}) \text{ pb.}$$

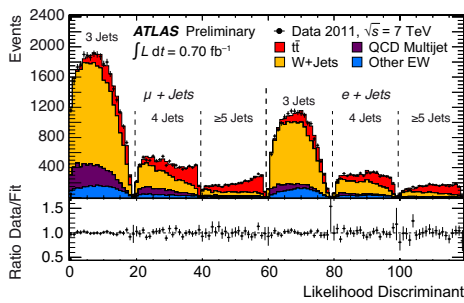
CMS performed the analysis with the integrated luminosity of  $1.1 \text{ fb}^{-1}$  ( $\mu$ ) and  $0.8 \text{ fb}^{-1}$  ( $e$ ) [12]. Exclusively one isolated muon or electron must have  $p_T > 35$  or  $45 \text{ GeV}$ , respectively.  $E_T^{\text{miss}}$  is required to be larger than 20 and  $30 \text{ GeV}$  for  $e$  and  $\mu$ , respectively. b-tagging with secondary vertex algorithm is applied at CMS. The multi-jet shapes are obtained from data directly using non-isolated data. Binned profile likelihood fitting is applied to secondary vertex mass distribution in 1 b-tag and 2 b-tag jet bins. Measured cross section is found to be

$$\sigma_{t\bar{t}} = 164.4 \pm 2.8(\text{stat.}) \pm 11.9(\text{syst.}) \pm 7.4(\text{lumi.}) \text{ pb.}$$

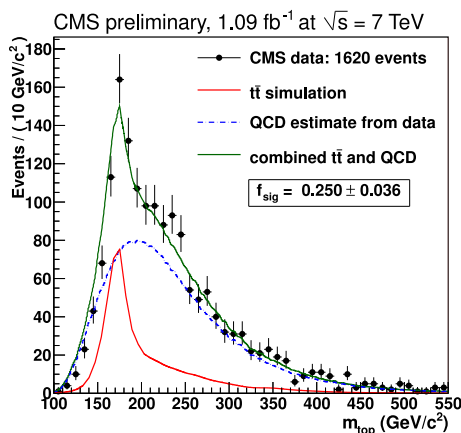
Main systematic uncertainties are from W+jets  $Q^2$  scale, b-tagging efficiency and JES. Comparing the result with  $36 \text{ pb}^{-1}$  in 2010 [13]-[14], the statistical uncertainty is by far reduced and the systematic uncertainty is dominant.

### 3.4 Hadronic decay

In hadronic decay mode, The branching ratio of hadronic decay mode is as large as around 45 %. However, it suffers from large multi-jet background. In this analysis, 6 jets and at least two b-tagged jets are required. ATLAS performed the analysis with the integrated luminosity of  $1.08 \text{ fb}^{-1}$  [15]. Additionally  $E_T^{\text{miss}}$  significance of  $E_T^{\text{miss}} / \sqrt{H_T} < 3$  is applied.  $\Delta R(b, \bar{b}) > 1.2$  is also applied to remove gluon



**Fig. 3.** Result of combined fit to data in the exclusive three-jet bin, the exclusive four-jet bin and the inclusive five-jet bin of the  $e+jets$  and  $\mu+jets$  decay modes at ATLAS.



**Fig. 4.** Result of the fit to the reconstructed top mass distribution in hadronic decay mode at CMS.

splitting. The event mixing technique is used modeling higher jet multiplicity using lower jet multiplicity multi-jet sample. The number of signal is extracted from fitting to mass  $\chi^2$ . Measured cross section is found to be

$$\sigma_{t\bar{t}} = 167 \pm 18(\text{stat.}) \pm 78(\text{syst.}) \pm 6(\text{lumi.}) \text{ pb.}$$

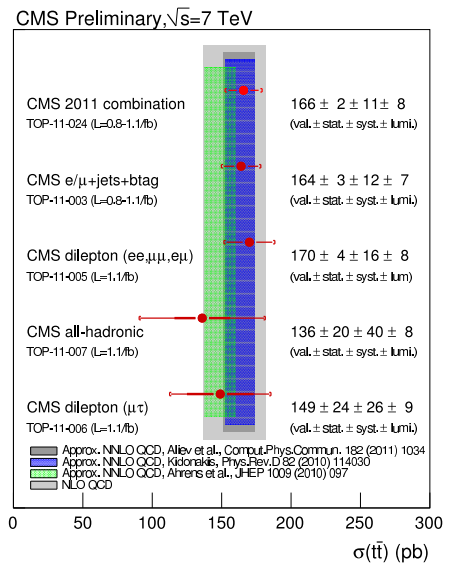
CMS performed the analysis with the integrated luminosity of  $1.1 \text{ fb}^{-1}$  [16]. The multi-jet shape is obtained from data extrapolating from non b-tagged jet sample (more than 6 jets) to b-tagged jets. In order to take into account the kinematic phase space difference, the scale factor is applied to non b-tagged jet sample as a function of  $p_T$  and  $\eta$ . Unbinned maximum likelihood fitting is applied to top mass distribution to extract the number of signal. Result of the fit to the reconstructed top mass is shown in Fig. 4. Measured cross section is found to be

$$\sigma_{t\bar{t}} = 136 \pm 20(\text{stat.}) \pm 40(\text{syst.}) \pm 8(\text{lumi.}) \text{ pb.}$$

The uncertainties are mainly from b-tagging, JES, multi-jet background estimation.

### 3.5 Combined result

ATLAS has shown the combined result from the dilepton analysis performed with  $0.7 \text{ fb}^{-1}$  and lepton+jets analysis performed with  $35 \text{ pb}^{-1}$  [17]. The combined result is found to be



**Fig. 5.** Combined cross section result at CMS. The data are compared to the approximate NNLO calculations performed using the pole mass of top quark  $m_t^{\text{pole}} = 172.5 \text{ GeV}/c^2$ .

$$\sigma_{t\bar{t}} = 176 \pm 5(\text{stat.}) \pm 10^3(\text{syst.}) \pm 7(\text{lumi.}) \text{ pb.}$$

At the time of HCP2011, CMS combined the dilepton ( $ee$ ,  $e\mu$ ,  $\mu\mu$ ,  $\mu\tau$ ), lepton+jets ( $e$ ,  $\mu$ ) and all hadronic decay analysis performed with around  $1 \text{ fb}^{-1}$  [18]. The binned maximum likelihood fitter from lepton+jet analysis is used for combination adding other decay modes as a single bin. Combined cross section result at CMS comparing to the approximate NNLO calculations are shown in Fig. 5. The combined result is found to be

$$\sigma_{t\bar{t}} = 165.8 \pm 2.2(\text{stat.}) \pm 10.6(\text{syst.}) \pm 7.8(\text{lumi.}) \text{ pb.}$$

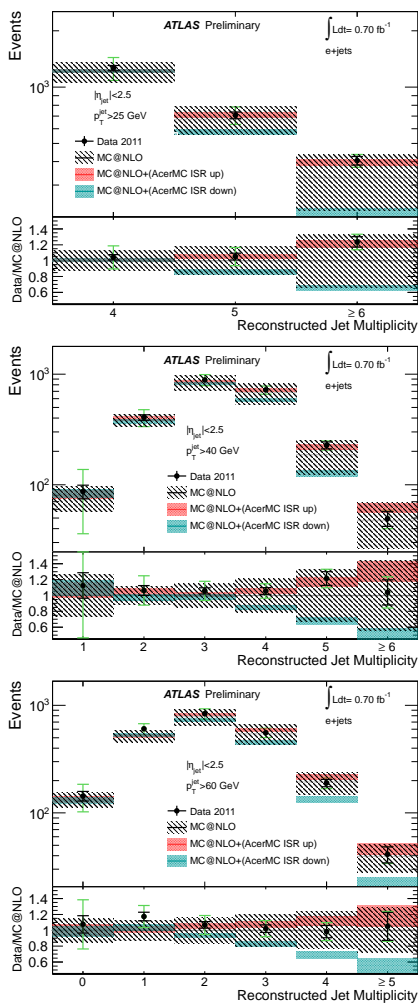
The total uncertainty in combined analysis at CMS only is obtained to be 8%, which is the most precise measurement at the LHC.

## 4 Jet multiplicity

Jet multiplicity distribution of  $t\bar{t}$  with additional jets with different jet transverse momentum is very useful to constrain ISR. ATLAS performed the analysis in lepton+jets channel with a luminosity of  $0.7 \text{ fb}^{-1}$  [19]. Event selection follows lepton+jet analysis with requiring at least 4 jets and one b-tagging. The background-subtracted reconstructed jet multiplicity as a function of jet  $p_T$  threshold (25, 40 and 60 GeV) is compared with ISR variations as shown in Figs 6. The ISR variations were generated by varying the settings of the PYTHIA generator. There is no deviation found from MC@NLO SM prediction. We need more statistics to constrain ISR.

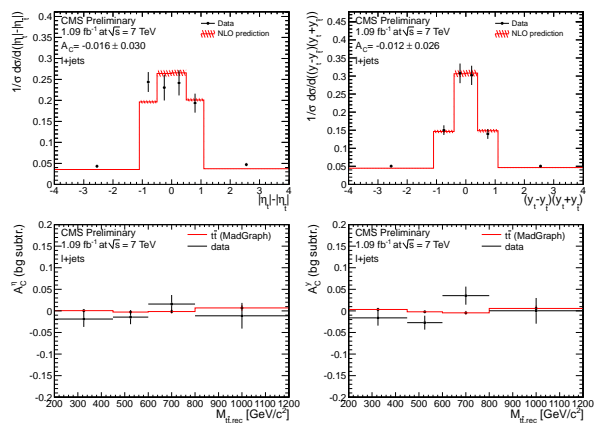
## 5 Charge asymmetry measurement

Tevatron has observed deviation in charge asymmetry measurement. CDF has observed  $3.4 \sigma$  deviation with respect to SM above 450 GeV. The deviation could be explained



**Fig. 6.** The reconstructed-jet multiplicity with different jet  $p_T$  threshold (25, 40, 60 GeV) after background subtraction at ATLAS

by possible new exchange particles in t-channel from various theories. The charge asymmetry variable is sensitive to this additional production mode. Unlike Tevatron, it is hard to measure in pp collision due to the symmetric initial state of pp collisions at the LHC. Therefore, the rapidity distributions of top and anti-top quarks are symmetrically distributed around zero. However, it is feasible when we consider top quark (valence quark) width is broader than anti-top quark (see quark) width. At ATLAS, absolute rapidity is used as charged asymmetry variables for the analysis with an integrated luminosity of  $0.7 \text{ fb}^{-1}$  [20] while at CMS absolute pseudo-rapidity  $\Delta(|\eta|) = |\eta_t| - |\eta_{\bar{t}}|$  and rapidity with boosted effect  $\Delta(y^2) = (y_t - y_{\bar{t}}) \times (y_t + y_{\bar{t}})$  are used for the analysis with an integrated luminosity of  $1.1 \text{ fb}^{-1}$  [21]. Event selection follows lepton+jets analysis requiring 4 jets and one b-tagging. Regularized unfolding method is applied. Additionally the CMS performed the charge asymmetry as a function of  $t\bar{t}$  reconstructed system mass to see the deviation above 450 GeV (see Fig. 7). The measured charge asymmetry values at both ATLAS and CMS are within the uncertainties in agreement with the SM theory predictions. However, 2D unfolding method is required to confirm the deviation in high mass range.



**Fig. 7.** Unfolded  $\Delta(|\eta|)$  spectrum (upper-left) and unfolded  $\Delta(y^2)$  spectrum (upper-right). The NLO SM prediction is also shown. Raw charge asymmetries for  $\Delta(|\eta|)$  (lower-left) and  $\Delta(y^2)$  (lower-right) as a function of reconstructed  $t\bar{t}$  system mass at CMS.

## 6 Conclusion

We have produced precise measurement dilepton and lepton+jets decay modes both at ATLAS and at CMS. These measurements are already systematically limited and starting to constrain theory. Improve pileup modeling and b-tagging is required to reduce the systematic uncertainty. The first measurements in fully hadronic decays and decays tau are presented. All measured results are compatible with SM prediction so far.

## References

1. ATLAS Collaboration, “The ATLAS experiment at the CERN LHC”, JINST 3:S08003,2008.
2. CMS Collaboration, “The CMS experiment at the CERN LHC”, JINST 3:S08004,2008.
3. ATLAS Collaboration, ATLAS-CONF-2011-100, <https://cdsweb.cern.ch/record/1369215>
4. CMS Collaboration, CMS-PAS-TOP-11-005, <http://cdsweb.cern.ch/record/1377323>
5. ATLAS Collaboration “Measurement of the top quark-pair production cross section with ATLAS in pp collisions at  $\sqrt{s} = 7 \text{ TeV}$ ”, Eur. Phys. J. C **71** (2011) 157.
6. ATLAS Collaboration, “Measurement of the top quark pair production cross section in pp collisions at  $\sqrt{s} = 7 \text{ TeV}$  in dilepton final states with ATLAS”, Phys. Lett. B **707** (2012) 459-477.
7. CMS Collaboration, “First Measurement of the Cross Section for Top-Quark Pair Production in Proton-Proton Collisions at  $\sqrt{s} = 7 \text{ TeV}$ ”, Phys. Lett. B **695** (2011) 424.
8. CMS Collaboration, “Measurement of the  $t\bar{t}$  production cross section and the top quark mass in the dilepton channel in pp collisions at  $\sqrt{s} = 7 \text{ TeV}$ ”, JHEP **07** (2011) 049.
9. ATLAS Collaboration, ATLAS-CONF-2011-119, <https://cdsweb.cern.ch/record/1376411>
10. CMS Collaboration, CMS-PAS-TOP-11-006, <http://cdsweb.cern.ch/record/1371010>
11. ATLAS Collaboration, ATLAS-CONF-2011-121, <https://cdsweb.cern.ch/record/1376413>
12. CMS Collaboration, CMS-PAS-TOP-11-003, <http://cdsweb.cern.ch/record/1386709>

13. CMS Collaboration, “Measurement of the Top-antitop Production Cross Section in pp Collisions at  $\sqrt{s} = 7$  TeV using the Kinematic Properties of Events with Leptons and Jets”, *Eur. Phys. J. C* **71** (2011) 1721.
14. CMS Collaboration, “Measurement of the  $t\bar{t}$  Production Cross Section in pp Collisions at 7 TeV in Lepton + Jets Events Using b-quark Jet Identification”, *Phys. Rev. D* **84** (2011) 092004.
15. ATLAS Collaboration, ATLAS-CONF-2011-140, <https://cdsweb.cern.ch/record/1385033>
16. CMS Collaboration, CMS-PAS-TOP-11-007, <http://cdsweb.cern.ch/record/1371755>
17. ATLAS Collaboration, ATLAS-CONF-2011-108, <http://cdsweb.cern.ch/record/1373410>
18. CMS Collaboration, CMS-PAS-TOP-11-024, <http://cdsweb.cern.ch/record/1401250>
19. ATLAS Collaboration, ATLAS-CONF-2011-142, <https://cdsweb.cern.ch/record/1385518>
20. ATLAS Collaboration, ATLAS-CONF-2011-106, <https://cdsweb.cern.ch/record/1372916>
21. CMS Collaboration, CMS-PAS-TOP-11-014, <http://cdsweb.cern.ch/record/1369205>