

# Search for Single Top $tW$ Associated Production in the Dilepton Channel at CMS

Jochen Ott on behalf of the CMS Collaboration

Karlsruhe Institute of Technology

**Abstract.** We present a first study of the single top quark  $W$ -associated production ( $tW$ ) in proton-proton collisions at the LHC at a centre-of-mass energy of 7 TeV, using data collected with the CMS experiment. The search is performed in the dileptonic final states  $ee/e\mu/\mu\mu$  with a selection based on kinematical properties and  $b$ -tagging information. The contribution of the  $Z$ +jets processes to the background is estimated from a sideband in data. Two  $t\bar{t}$  dominated control regions are used to constrain the normalization of top quark pair production in the signal region. An excess of events over the expected background is observed. Assigning this excess to events from  $tW$  production, the extracted  $tW$  cross section is in agreement with the Standard Model expectation.

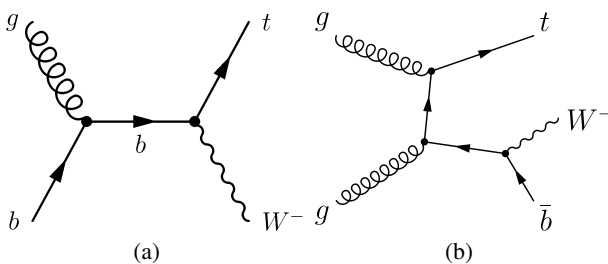
## 1 Single Top $tW$ Production

Single top quark associated production ( $tW$ ) is characterized by a final state with a top quark and a  $W$  boson. A contributing leading-order Feynman diagram is shown in Fig. 1 (a). At next-to-leading order, real contributions with an additional bottom quark in the final state lead to ambiguities in the conceptual distinction between the  $tW$  process and top quark pair production, as shown in Fig. 1 (b). Two possibilities to resolve this ambiguity [1] have been considered: in the *diagram removal* method, all diagrams which can also arise in top quark pair production are removed for the calculation. This is used as default scheme for the simulation used in this analysis. The second possibility is the *diagram subtraction* method which locally subtracts resonant contributions. The difference between these two methods is considered as a systematic uncertainty.

The predicted Standard Model cross section evaluated at approximate NNLO is  $15.6 \pm 1.2$  pb [2].

## 2 Event Selection

The present analysis uses a dataset of proton-proton collisions at  $\sqrt{s} = 7$  TeV which corresponds to an integrated luminosity of  $2.1 \text{ fb}^{-1}$ , recorded with the CMS detector [3].



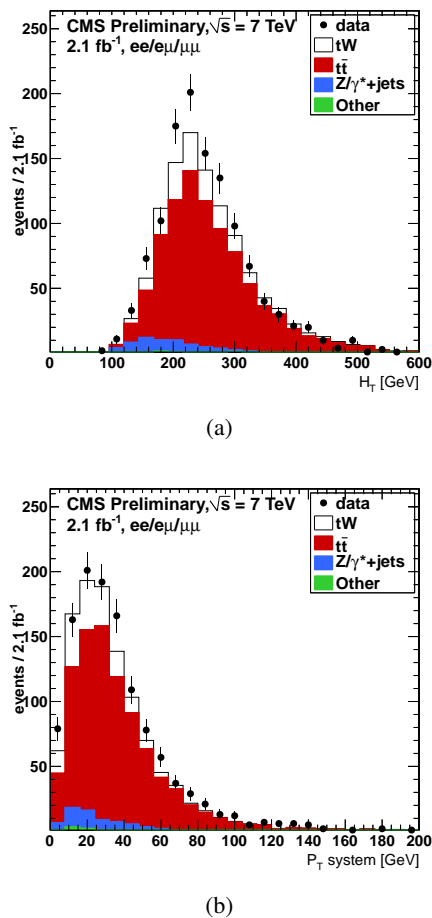
**Fig. 1.** (a) Leading order Feynman diagram for  $tW$  production. (b) Next-to-leading order Feynman diagram for  $tW$  production which also appears as a leading order diagram for top quark pair production (and partial decay).

This analysis considers  $tW$  dilepton events in which the final state  $W$  boson and the  $W$  boson from the top quark decay both decay into a charged lepton ( $e/\mu$ ) and a neutrino. The event signature consists of 2 oppositely charged leptons, missing transverse energy from the neutrinos, and one  $b$ -jet from the top quark decay.

Events are selected online by a corresponding dilepton trigger ( $ee/e\mu/\mu\mu$ ). In the offline analysis, events are required to have exactly two isolated, oppositely charged leptons with  $p_T > 20$  GeV and  $|\eta| < 2.4$  (2.5) for muons (electrons). To reduce the number of selected  $Z$ +jet events in the  $ee$  and  $\mu\mu$  channels, events with invariant dilepton mass  $m_{\ell\ell}$  between 81 and 101 GeV are rejected. To further reduce events with no prompt neutrinos ( $Z$ +jets, QCD), a cut on missing transverse energy,  $E_T^{\text{miss}} > 30$  GeV is placed in the  $ee$  and  $\mu\mu$  channels.

As  $tW$  signal has a  $b$ -quark in its final state, signal events are expected to have exactly one  $b$ -tagged jet while for the dominating background process, top quark pair production, two  $b$ -tagged jets are expected. To simultaneously extract signal and constrain the top quark pair background, three event categories are defined based on jet and  $b$ -tag multiplicity: the “1jet 1tag” category contains events with exactly one jet with  $p_T > 30$  GeV and  $|\eta| < 2.4$  which has been identified by a  $b$ -tagging algorithm based on the reconstruction of a secondary vertex [7]. Similarly, the “2jet 1tag” and “2jet 2tag” categories contain events with exactly 2 jets and where either one or both of them are  $b$ -tagged.

Most of the  $tW$  signal is in the 1jet 1tag category. In this selection, the dominating background are top quark pair events in the dilepton channel in which one of the two expected jets is outside the kinematic acceptance. This leads to a momentum imbalance in the variable  $P_T^{\text{system}}$  which is defined as the vector-sum of transverse momenta of the leptons, missing transverse energy, and the jet: while for  $tW$ , this is the transverse momentum of the complete final state which is expected to be small, it is expected to have larger values for  $t\bar{t}$  due to the missing jet. The  $P_T^{\text{system}}$  vari-



**Fig. 2.** Variables used in the event selection for events with one b-tagged jet: (a)  $P_T^{\text{system}}$ , defined as the transverse momentum sum of jets, leptons and missing transverse energy for events with exactly. (b)  $H_T$ , defined as the scalar sum of the leptons, jets and missing transverse energy.

able is shown in Fig. 2 (a). Events with  $P_T^{\text{system}} < 60$  GeV are selected for further analysis.

In the  $e\mu$  channel, where no invariant mass and  $E_T^{\text{miss}}$  requirements are applied,  $H_T$  (Fig. 2 (b)), defined as the scalar sum of the transverse momenta of the leptons, jets, and  $E_T^{\text{miss}}$ , is required to be larger than 160 GeV.

After this selection, the dominating background process is top quark pair production. In the same-flavor lepton channels  $ee$  and  $\mu\mu$ , there is a non-negligible contribution from Drell-Yan events. Other background processes include  $W$ +jets with a fake lepton and diboson processes ( $WW/WZ/ZZ$ ).

### 3 Background Estimation

The background contributions from  $W$ +jets and diboson processes are expected to be very small and taken from simulation.

To estimate the background contribution from top quark pair production, simulated events are used, scaled to the approximate NNLO cross section calculation from [4]. The top quark pair cross section is allowed to vary in the statistical evaluation within the systematic uncertainties.

To determine the remaining number of Drell-Yan background events, a technique based on a data sideband is used which uses the number of events in the Z boson mass peak,  $N_{\ell\ell,\text{in}}^{\text{obs}}$ , defined as the number of events in the  $m_{\ell\ell}$  cut region from 81 to 101 GeV. From this number, the non-resonant contribution from processes with two final state W bosons (such as  $t\bar{t}$ ,  $tW$ ,  $WW$ ), is subtracted which is estimated in the  $e\mu$  channel. Finally, the predicted ratio of events inside and outside the veto region is used to estimate the remaining number of Drell-Yan events passing the selection:

$$N_{\text{est}}^{\text{DY}} = \frac{N_{\ell\ell,\text{out}}^{\text{MC}}}{N_{\ell\ell,\text{in}}^{\text{obs}}} \cdot (N_{\ell\ell,\text{in}}^{\text{obs}} - \frac{1}{2}kN_{e\mu})$$

where  $k$  corrects for differences in  $e/\mu$  reconstruction efficiency and the factor  $\frac{1}{2}$  accounts for the ratio of branching ratios of same-flavor to different-flavor lepton channels in dilepton  $tW$  and top quark pair events,  $\text{BR}(\ell\ell) / \text{BR}(e\mu)$ .

### 4 Systematic Uncertainties

A number of different sources of uncertainty affect the expected background and signal yield. The considered uncertainties are

- **Pileup modeling:** additional proton-proton interactions in the same bunch crossing (pileup) shift lepton isolation and jet energies. A possibly imperfect modeling of pileup introduces this uncertainty which turns out to be below 1% for all yields.
- **Trigger efficiency:** the efficiency of the online selection is known to 1.5%.
- **Lepton reconstruction and identification efficiency:** the efficiencies are known to 1% (2%) for muons (electrons).
- **$E_T^{\text{miss}}$  modeling:** to account for the uncertainty of calorimeter response of energy not included in jets and leptons, this energy is smeared by 10% which changes the signal acceptance by 1–2%.
- **Jet energy scale and resolution:** the absolute jet energy calibration is known to about 2–3% [5], the jet energy resolution to about 10% [6]. Varying jet energies according to these uncertainties yields to acceptance differences of about 1–2% for  $tW$  signal and 4–6% for  $t\bar{t}$  background.
- **Background normalization:** the estimate for Drell-Yan background events is assigned an uncertainty of 50%, for other backgrounds, the cross section uncertainties from theory are used.
- **$tW$  and  $t\bar{t}$  modeling:** a number of parameters in the simulation, such as the factorization and renormalization scale, matrix-element / parton shower matching parameters, parton distribution functions, diagram subtraction and removal methods, have been varied in the simulation of  $tW$  signal and  $t\bar{t}$ .
- **Luminosity:** the calibration of the absolute integrated luminosity is 4.5%.
- **B-tagging:** the efficiency of the b-tagging algorithm to correctly tag a b-jet is known to about 10%. [7]

### 5 Statistical Analysis

To extract the cross section and significance, a Poisson counting model is used in 9 channels: 3 lepton final states

( $ee/e\mu/\mu\mu$ ), each with 3 jet / b-tag multiplicities shown in Fig. 3. The likelihood function is the product of Poisson probabilities over all 9 channels:

$$L(\mathbf{p}|\mathbf{n}) = \prod_{i=1}^9 \frac{\mu_i^{n_i} e^{-\mu_i}}{n_i!}$$

where  $n_i$  is the number of observed events in channel  $i$  and  $\mu_i$  is the predicted event yield which depends on the model parameters  $\mathbf{p}$ . Systematic uncertainties are included as nuisance parameters as log-normal uncertainties which change the predicted yield  $\mu_i$  correlated across all channels.

The cross section is extracted using a profile likelihood technique. The significance is evaluated using the distribution of a profile likelihood ratio test statistic for toy experiments including no signal. For toy generation, the nuisance parameters are drawn randomly according to their priors.

## 6 Result

The extracted single top  $tW$  cross section is

$$\sigma_{tW} = 22_{-7}^{+9} \text{pb}$$

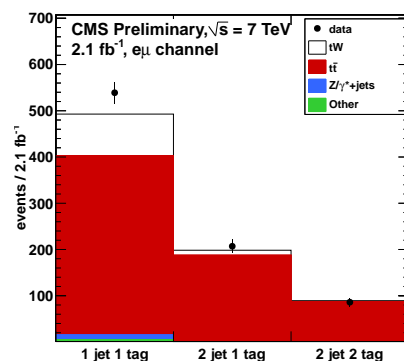
which is consistent with the Standard Model prediction. The uncertainty includes the statistical and all systematic uncertainties discussed in Section 4.

The probability that the observed excess of events is merely an upward fluctuation of background with a vanishing  $tW$  cross section corresponds to  $2.7\sigma$ , the expected significance for the Standard Model cross section is  $1.8 \pm 0.9\sigma$ .

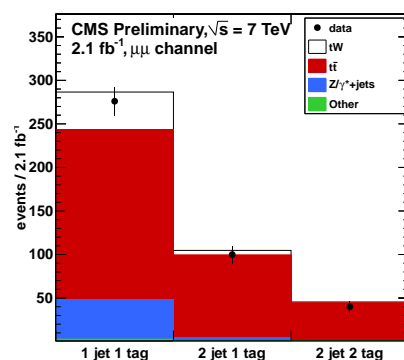
More details about this analysis can be found in [8].

## References

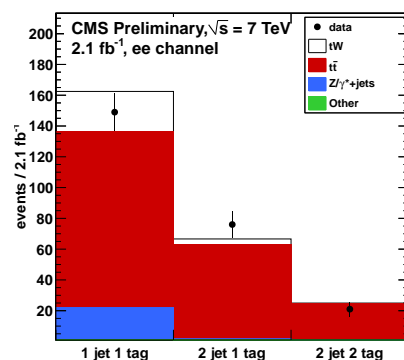
1. Frixione, Laenen, Motylinski et al., JHEP **07** (2008) 029
2. Kidonakis, Phys. Rev. **D82** (2010) 054018
3. The CMS Collaboration, JINST **0803** (2008) 08004
4. Kidonakis, Phys. Rev. **D82** (2010) 114030
5. The CMS Collaboration, Physics Analysis Summary **JME-10-010** (2010)
6. The CMS Collaboration, Physics Analysis Summary **JME-10-014** (2010)
7. The CMS Collaboration, Physics Analysis Summary **BTV-10-001** (2010)
8. The CMS Collaboration, Physics Analysis Summary **TOP-11-022** (2011)



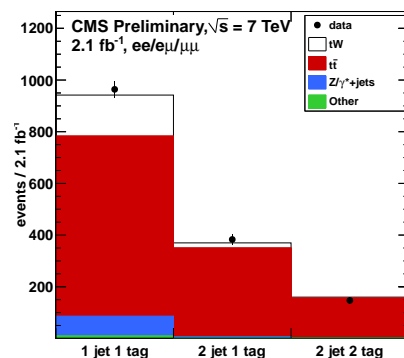
(a)



(b)



(c)



(d)

**Fig. 3.** Observed and predicted number of events in all lepton and jet / b-tagging categories. The prediction is evaluated at the maximum of the likelihood function.