

Composite Cluster States and Alternative Architectures for One- Way Quantum Computation

Darran F. Milne, and Natalia V. Korolkova*

*School of Physics and Astronomy, University of St. Andrews,
North Haugh, St. Andrews, Fife, KY16 9SS, Scotland*

(Dated: March 1, 2022)

We propose a new architecture for the measurement-based quantum computation model. The new design relies on small composite light-atom primary clusters. These are then assembled into cluster arrays using ancillary light modes and the actual computation is run on such a cellular cluster. We show how to create the primary clusters, which are Gaussian cluster states composed of both light and atomic modes. These are entangled via QND interactions and beamsplitters and the scheme is well described within the continuous-variable covariance matrix formalism.

I. INTRODUCTION

The one-way model or Measurement Based Quantum Computation (MBQC) has emerged as a conceptually interesting and potentially practical alternative to the standard model of quantum computation [1]. MBQC replaces the need for coherent unitary control [2] by a sequence of adaptive local measurements performed on a highly entangled resource state known as a *cluster state* [3]. This resource acts as a universal substrate with quantum information encoded virtually within it. Though originally based on qubits, the cluster model has been generalized to higher dimensional discrete-variable systems (qudits) [4] as well as to continuous quantum variables [5].

In its continuous-variable (CV) incarnation, the resource state is a multimode squeezed Gaussian state. In the optical setting [6, 7], homodyne detection and photon counting plus classical feedforward, suffice to implement universal QC over CV. It has also been shown that homodyne detection alone is sufficient to implement all multimode Gaussian operations, given a cluster state with a sufficiently connected graph [8].

Many proposals for the construction of optical CV cluster states have been put forward, including the linear optical construction [6], the single optical parametric oscillator (OPO) method [9, 10] and single quantum non-demolition (QND)-gate schemes [11, 12]. These procedures are deterministic and have the advantage over their discrete counterparts [13–15], which rely on nondeterministic interactions and postselection. However, as with any CV system, these protocols suffer the usual problems such as the lack of infinitely squeezed resources leading to finite squeezing errors.

Here we will use the canonical generation method where cluster states are created from single-mode squeezers and controlled-Z (C_Z) gates [5]. The controlled-Z is an example of a QND interaction and, for optical modes, can be implemented using beamsplitters and inline or offline squeezers [16–18]. This method, while experimen-

tally challenging is achievable with current technology [19].

CV cluster states can be built, not only from optical modes but also from ensembles of polarized atoms where each ensemble is a different CV mode [20–23]. The ensembles are entangled by performing interactions with off-resonant linearly polarized light, which, on the classical level, performs a Faraday rotation. The rotated light then serves as a carrier to encode information in each of the ensembles and homodyne measurements are performed to complete the protocol and project the state of the ensembles into the desired entangled state.

However, it has been shown that Gaussian cluster states suffer from a fundamental problem. Namely, no matter what Gaussian local measurements are performed on systems distributed on a general graph, transport and processing of quantum information is not possible beyond a certain influence region, except for exponentially suppressed corrections [24]. In other words, as the size of the cluster increases there is an exponential decay in the Gaussian localizable entanglement over the entire cluster which leads to the corollary that cluster states with only Gaussian operations cannot serve as perfect quantum wires. Hence large cluster states with only Gaussian resources available will always suffer from large errors.

Here we propose an architecture of a one-way computer that removes the need for large clusters. In our scheme, small, single gate-size cluster states composed of atomic ensembles are created and the computations are carried out over an array of such clusters. Due to their proven suitability as information carriers, communication between the clusters is accomplished using optical modes. The atomic ensembles we use have the advantage that they can serve as a short term quantum memory as well as a processing device due to their relatively long lived storage times. In order to get information from one processor to the next, we entangle a polarized light pulse to the ensemble. This light mode in effect becomes part of the processor cluster state. When suitable measurements are performed on the atomic modes, the information is passed onto the light. This light mode can then be coupled to the next processor and the procedure is repeated until the computation is complete. In order to realize this scheme, we require a protocol to include a light mode into

*Electronic address: dfm@st-andrews.ac.uk

an atomic cluster state. We call such a state a *composite cluster state* that is composed of m atomic modes and n light modes. Here we will explicitly demonstrate the protocol for the generation of such states.

This paper is organized as follow. In section II we will review the types of interaction we will be using and show how the two-mode composite cluster state is constructed. In section III, we discuss the protocol in the covariance matrix formalism. In section IV we discuss the entanglement properties of the state. In section V we generalize our discussion to multipartite entanglement and show how to create composite cluster states of arbitrary size. In section VI we discuss an alternative computational architecture for CV MBQC, making use of the multi-mode composite cluster states. We conclude in section VII.

II. QUANTUM NON-DEMOLITION INTERACTIONS

The physical systems of interest to us are atomic ensembles and light beams. The light beams are used both as part of the required cluster state and information carriers between nodes of the cluster.

Each atomic ensemble contains a large number, N_{at} , of non-interacting alkali atoms with individual total angular momentum $\hat{\mathbf{F}}$ [25]. The ensemble is described by its collective angular momentum $\hat{\mathbf{J}} = (\hat{J}_x, \hat{J}_y, \hat{J}_z)$, where

$$\hat{J}_k = \sum_{i=1}^{N_{at}} \hat{F}_{k,i}, \quad k = x, y, z. \quad (1)$$

All atoms are assumed to be polarized along the x -direction, which corresponds to preparing them in a particular hyperfine state, $|F, m_F\rangle$. Then, fluctuations in the \hat{J}_x component of collective spin are kept extremely small relative to the strong coherent excitation and we can just treat \hat{J}_x as a classical quantity, $\hat{J}_x \approx \langle \hat{J}_x \rangle \equiv \hbar J_x = \hbar N_{atom} F$. The orthogonal components of spin are unaffected by the x -polarization and quantum fluctuations around their mean value remain relatively large. By taking an appropriate normalization, the orthogonal components fulfill the canonical commutation relations, $[\hat{J}_y/\sqrt{\hbar J_x}, \hat{J}_z/\sqrt{\hbar J_x}] = i\hbar$. In this canonical form, we can identify these variables as the “position” and “momentum” of the system, defined in the following way,

$$\hat{x}_A = \frac{\hat{J}_y}{\sqrt{\hbar J_x}}, \quad \hat{p}_A = \frac{\hat{J}_z}{\sqrt{\hbar J_x}}. \quad (2)$$

Light modes are used as a node of the cluster and for generating interactions. Each light mode is taken to be out of resonance from any relevant atomic transition and linearly polarized along the x -direction. A useful description of light is given through the Stokes operators,

$\hat{\mathbf{s}} = (\hat{s}_x, \hat{s}_y, \hat{s}_z)$ of light polarization given by

$$\begin{aligned} \hat{s}_x &= \frac{\hbar}{2}(\hat{n}_x - \hat{n}_y), \\ \hat{s}_y &= \frac{\hbar}{2}(\hat{n}_{\nearrow} - \hat{n}_{\searrow}), \\ \hat{s}_z &= \frac{\hbar}{2}(\hat{n}_{Lcirc} - \hat{n}_{Rcirc}). \end{aligned} \quad (3)$$

The individual components correspond to the difference between the number of photons (per unit time) with x and y polarization, $\pm\pi/4$ linear polarizations and the two circular polarizations, respectively. These allow for a microscopic description of the interaction with atoms, however only the macroscopic observables $\hat{S}_k = \int_0^T \hat{s}_k(t)dt$, where T is the duration of the light pulse will be relevant. Similar to the atomic case, the linear polarization along x allows us to make the approximation $\hat{S}_x \approx \langle \hat{S}_x \rangle \equiv N_{ph}\hbar/2$. The orthogonal components \hat{S}_y and \hat{S}_z are rescaled to fulfill the commutation relation $[\hat{S}_y/\sqrt{\hbar S_x}, \hat{S}_z/\sqrt{\hbar S_x}] = i\hbar$. Once again we make a connection with the canonical position and momenta,

$$\hat{x}_L = \frac{\hat{S}_y}{\sqrt{\hbar S_x}}, \quad \hat{p}_L = \frac{\hat{S}_z}{\sqrt{\hbar S_x}}. \quad (4)$$

Note, in the language of the canonical variables, the spin and polarization degrees of freedom are treated on an equal footing. In the following analysis, we will only use these canonical variables to refer to the atomic ensembles and light modes. We denote by $A_i(L_i)$ the i^{th} atomic ensemble (light mode). Let us assume that a light beam propagates in the YZ plane and passes through a single ensemble at an angle α with respect to the z -direction. Then the atom-light interaction can be approximated by the effective QND Hamiltonian [26],

$$H_{eff}(\alpha) = \frac{\kappa}{T} \hat{p}_L (\hat{p}_A \cos \alpha + \hat{x}_A \sin \alpha), \quad (5)$$

where κ is the coupling constant. The evolution associated with this interaction can be evaluated by applying the Heisenberg equation for the atoms and the Maxwell-Bloch equation (neglecting retardation) for the light. The variables characterizing the composite system transform according to the following rules:

$$\begin{aligned} \hat{x}_A^{out} &= \hat{x}_A^{in} - \kappa \hat{p}_L^{in} \cos \alpha, \\ \hat{p}_A^{out} &= \hat{p}_A^{in} - \kappa \hat{p}_L^{in} \sin \alpha, \\ \hat{x}_L^{out} &= \hat{x}_L^{in} - \kappa (\hat{p}_A^{in} \cos \alpha + \hat{x}_A^{in} \sin \alpha), \\ \hat{p}_L^{out} &= \hat{p}_L^{in}. \end{aligned} \quad (6)$$

These are straightforwardly generalized to the case in which a single light beam propagates through many atomic ensembles, impinging on the i^{th} sample at an angle α_i .

We also require an interaction between the cluster light mode and the interaction light pulses. These interactions can be implemented by a beamsplitter and squeezers [16], yielding an interaction Hamiltonian of the form

$H = \hat{x}_L \hat{x}_i$, where \hat{x}_i is the position quadrature of the interaction light pulse. Under the influence of this Hamiltonian the variables transform according to:

$$\begin{aligned}\hat{x}_L^{\text{out}} &= \hat{x}_L^{\text{in}}, \\ \hat{p}_L^{\text{out}} &= \hat{p}_L^{\text{in}} - \hat{x}_i^{\text{in}}, \\ \hat{x}_i^{\text{out}} &= \hat{x}_i^{\text{in}}, \\ \hat{p}_i^{\text{out}} &= \hat{p}_i - \hat{x}_L^{\text{in}}.\end{aligned}\quad (7)$$

Note that \hat{p}_i (\hat{x}_i) are the squeezed (antisqueezed) modes such that, $\hat{p}_{L/i} = e^{-r} \hat{p}_{L/i}^{(0)}$ and $\hat{x}_{L/i} = e^{+r} \hat{x}_{L/i}^{(0)}$ with vacuum modes labelled by the superscript (0).

A. Composite cluster protocol

The stabilizer formalism gives us an efficient way to represent continuous variable cluster states. A state $|\phi\rangle$ is stabilized by an operator K if it is an eigenstate of K with unit eigenvalue. That is $K|\phi\rangle = |\phi\rangle$. If such a set of operators exist for a given state, we call that state a stabilizer state and we may use the generators of its stabilizer group to uniquely specify it. It is well known that the stabilizers for continuous variable cluster states are

$$K_i(S) = X_i(S) \prod_{j \in N(i)} Z_j(s), \quad i = 1, \dots, n \quad (8)$$

for all $s \in \mathbb{R}$, where $N(i)$ is the set of vertices that neighbour vertex i , i.e. $N(i) = \{j | (v_i, v_j) \in E\}$. This group is described by its Lie algebra, the space of operators H such that $H|\phi\rangle = 0$. We refer to any element of this algebra as a nullifier of $|\phi\rangle$. Being hermitian, every nullifier is an observable [27]. Any ideal cluster state has nullifier representation

$$H_i = \hat{p}_i - \sum_{j \in N(i)} \hat{x}_j, \quad i = 1, \dots, n. \quad (9)$$

where $H_i \rightarrow 0$ for an ideal cluster.

For the case of the two mode composite cluster composed from an atomic ensemble and optical mode, these nullifiers reduce to just two conditions on the quantum variables,

$$\hat{p}_A - \hat{x}_L \rightarrow 0, \quad \hat{p}_L - \hat{x}_A \rightarrow 0 \quad (10)$$

where the subscript A refers to the atomic ensemble and L is the light mode. Using the interaction pulses we can assemble these quadrature combinations in the following way. Unlike standard two-mode entangled states, the two-mode cluster state mixes the position and momentum quadratures of different nodes.

We pass our first interaction pulse, i_1 though the atomic ensemble (see Fig.1(a)). By careful choice of the angle at which the light impinges on the atomic sample we can couple the light and the atoms via the QND

Hamiltonian $H = \kappa \hat{x}_A \hat{p}_{i_1}$. The interaction pulse picks up an atomic quadrature term in its position variable, $\hat{x}_{i_1}' = \hat{x}_{i_1}^{\text{in}} + \kappa \hat{x}_A^{\text{in}}$. Then the interaction pulse is combined with the cluster light mode, L , on a beamsplitter with effective interaction, $H = \hat{x}_L \hat{x}_{i_1}$. This modifies the quadratures of the light mode by rotating \hat{p}_L to $\hat{p}_L' = [\hat{p}_L^{\text{in}} - \kappa \hat{x}_A^{\text{in}}] - \hat{x}_{i_1}^{\text{in}}$. Our second interaction pulse i_2

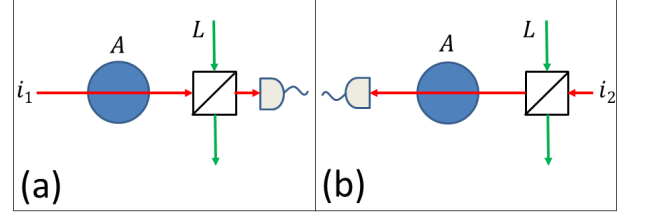


FIG. 1: Schematic description of the creation of a two mode composite cluster state. Light modes can be combined with atomic ensembles to form the cluster states by enacting a QND interaction with squeezers and beamsplitters. (a) The first interaction encodes atomic quadratures onto the light mode L . (b) The second interaction encodes light quadratures onto the atomic ensemble A . These interactions are required to fulfil the nullifier condition of Eq. (22)/

is first passed through the beamsplitter with light mode L (Fig.1(b)). The quadrature action on i_2 is a rotation of \hat{p}_{i_2} , $\hat{p}_{i_2}' = \hat{p}_{i_2}^{\text{in}} - \hat{x}_L$ with the associated backaction on the light mode. Interaction of the pulse with the atomic ensemble via $H = \kappa \hat{x}_A \hat{p}_{i_2}$ results in the output $\hat{p}_A^{\text{out}} = [\hat{p}_A^{\text{in}} - \kappa \hat{x}_L] - \kappa(\hat{p}_{i_2} - \hat{x}_{i_1})$. Note that the momenta of the light and atomic modes now have the correct form as given by (22) for the quadrature combinations for a two mode cluster state plus some extra noise terms that are a consequence of the backaction of the QND interactions. To complete the protocol, the outgoing interaction pulses undergo homodyne measurements which project the composite system into a cluster state. As we shall see in section VI, such composite states provide the means for the atomic clusters to communicate with each other so they can act as one computational array.

Due to the fact that both light and atoms are highly polarized, the initial states of the atomic ensembles as well as the light can be treated as Gaussian modes. The interaction is a bilinear coupling between Stokes operators and collective spin and thus preserves the Gaussian character of the initial states. Furthermore, the beam-splitter interactions that we use to include light modes in the cluster also yield a description in terms of Gaussian operations. To tackle these CV interactions we employ the *covariance matrix* (CM) formalism. This allows us to examine the entanglement properties of the resulting state and estimate bounds on the experimental implementation.

III. SYMPLECTIC DESCRIPTION

Gaussian functions are mathematically completely defined by their first and second moments [28, 29, 31]. Hence it follows that any Gaussian state ρ is characterized by the first and second moments of the quadrature field operators. We denote the first moments by $\bar{R} = (\langle \hat{R}_1 \rangle, \langle \hat{R}_2 \rangle, \dots, \langle \hat{R}_N \rangle, \langle \hat{R}_n \rangle)$ and the second moments by the covariance matrix (CM) σ of elements

$$\sigma_{ij} = \frac{1}{2} \langle \hat{R}_i \hat{R}_j + \hat{R}_j \hat{R}_i \rangle - \langle \hat{R}_i \rangle \langle \hat{R}_j \rangle. \quad (11)$$

First moments can be arbitrarily adjusted by local unitary operations, that is, displacements in phase space. These can be performed by applying single-mode Weyl operators to re-center the reduced Gaussian corresponding to each single mode. Such operations leave the structure of the Gaussian state and hence any information contained within it invariant and hence any first moments are unimportant to our analysis and from now on, unless otherwise stated we will set these to zero.

The Wigner function of a Gaussian state can be written as follows in terms of phase-space quadrature variables

$$W(R) = \frac{e^{-\frac{1}{2} R \sigma^{-1} R^T}}{\pi \sqrt{\text{Det} \sigma}} \quad (12)$$

where R is the real phase-space vector $(\hat{x}_1, \hat{p}_1, \dots, \hat{x}_N, \hat{p}_N)$. A useful observation is that even though the Hilbert space in which the state lives is infinite dimensional, a complete description of an arbitrary Gaussian state is therefore encoded in the $2N \times 2N$ CM σ matrix, which we will use to denote the second moments of the Gaussian state or the state itself. In the formalism of statistical mechanics, the CM elements are the two-point truncated correlation functions between the $2N$ canonical continuous variables. The covariance matrix corresponding to a quantum state must fulfill the positivity condition

$$\sigma + i\Omega_N \geq 0 \quad (13)$$

where

$$\Omega_N = \bigoplus_{\mu=1}^N \Omega, \quad \Omega = \begin{pmatrix} 0 & 1 \\ -1 & 0 \end{pmatrix}. \quad (14)$$

In general, for QND and beamsplitter interactions, the covariance matrix takes the form

$$\sigma = \begin{pmatrix} A & C \\ C^T & B \end{pmatrix} \quad (15)$$

where the submatrix A corresponds to those modes that are nodes of the cluster, B are the light modes responsible for mediating the interactions between the nodes within the cluster states and C is the correlations between them.

If a Gaussian state undergoes a physical unitary evolution that preserves its Gaussianity, then the transformation at the level of the CM corresponds to a symplectic transformation by a symplectic matrix S

$$\sigma_{out} = S^T \sigma_{in} S. \quad (16)$$

We also require the ability to perform homodyne detections on the outgoing interaction pulses. In the CM formalism, assuming an initial displacement of zero, the measurement of quadrature \hat{x}_L with outcome z_L leaves the system in the state described by the CM

$$A' = A - C(XBX)^{-1}C^T \quad (17)$$

with the displacement

$$d_A = C(XBX)^{-1}(z_L, 0), \quad (18)$$

where the inverse is understood as the Moore-Penrose pseudo-inverse whenever the matrix is not full rank and X is a diagonal matrix with the same dimension as B with diagonal entries $(1, 0, 1, 0, \dots, 1, 0)$.

We assume the initial state of the composite system is given by the covariance matrix for the atoms, light and interaction pulses, $\sigma_{in} = \mathbb{1}_2^A \oplus \mathbb{1}_2^L \oplus \mathbb{1}_2^{i_1} \oplus \mathbb{1}_2^{i_2}$, where the 2×2 identity matrices stand for single modes.

As described in our protocol above, we begin by passing i_1 through the atomic ensemble and then combine it with the cluster light mode via a beamsplitter. The symplectic matrix for this operation is given by

$$S_{int_1} = \begin{pmatrix} 1 & 0 & 0 & 0 & \kappa & 0 & 0 & 0 \\ 0 & 1 & 0 & 0 & 0 & 0 & 0 & 0 \\ 0 & \kappa & 1 & 0 & 0 & -1 & 0 & 0 \\ 0 & 0 & 0 & 1 & 0 & 0 & 0 & 0 \\ 0 & 0 & 0 & -1 & 1 & 0 & 0 & 0 \\ 0 & \kappa & 0 & 0 & 0 & 1 & 0 & 0 \\ 0 & 0 & 0 & 0 & 0 & 0 & 1 & 0 \\ 0 & 0 & 0 & 0 & 0 & 0 & 0 & 1 \end{pmatrix}. \quad (19)$$

The second round of interactions with i_2 , is given by the symplectic matrix

$$S_{int_2} = \begin{pmatrix} 1 & 0 & 0 & -\kappa & 0 & 0 & 0 & 0 \\ 0 & 1 & 0 & 0 & 0 & 0 & 1 & 0 \\ 0 & 0 & 1 & 0 & 0 & 0 & 0 & -1 \\ 0 & 0 & 0 & 1 & 0 & 0 & 0 & 0 \\ 0 & 0 & 0 & 0 & 1 & 0 & 0 & 0 \\ 0 & 0 & 0 & -1 & 0 & 1 & 0 & 0 \\ 0 & \kappa & 0 & 0 & 0 & 0 & 1 & 0 \\ 0 & 0 & 0 & 0 & 0 & 0 & 0 & 1 \end{pmatrix}. \quad (20)$$

Then the resulting state is described by the transformation $\sigma_{out} = S_{int_2}^T S_{int_1}^T \sigma_{in} S_{int_1} S_{int_2}$ (see appendix for explicit form). However, entanglement between the light mode and atomic ensemble is not produced until the interaction pulses are measured. We perform a homodyne measurement on the outgoing pulses i_1 and i_2 in the x -basis with results z_1 and z_2 to project into the final state described by the CM

$$\sigma_{fin} = \sigma^A - \sigma^C (X \sigma^B X)^{-1} \sigma^{C^T} \quad (21)$$

where σ^A is the upper left 4×4 matrix corresponding to the atomic and light modes, σ^B is the lower right 4 matrix representing the interaction pulses and σ^C and σ^{C^T}

are the off diagonal matrices with entries corresponding to the correlations between the light mode, the atomic ensemble and the interaction pulses. The final covariance matrix for the two-mode composite state is given in Appendix. A. The final state is independent of the measurement outcomes, but they are present in the displacement vector.

IV. VERIFICATION OF ENTANGLEMENT

On completion of the protocol, an analysis if the correlations induced between the atomic ensemble and light must be performed. Through the CM formalism we have complete access to all the information we need to verify entanglement. A structural separability test, which can only be applied when the full CM is available is the positive partial transpose (PPT) test [30, 32, 33]. In phase space, any N mode Gaussian state can be transformed by symplectic operations in its Williamson diagonal form ν [34], such that $\sigma = S^T \nu S$, with $\nu = \text{diag}\{\nu_1, \nu_1, \dots, \nu_n, \nu_n\}$. The set $\{\nu_i\}$ of all positive-defined eigenvalues of $|i\Omega\sigma|$ constitutes the symplectic spectrum of σ , the elements of which are the symplectic eigenvalues which must fulfill the conditions $\nu_i > 1$ to ensure the positivity of the density matrix associated with σ . The symplectic eigenvalues, ν_i , are determined by N symplectic invariants associated with the characteristic polynomial of the matrix $|i\Omega\sigma|$. In order to say something about entanglement, we recall that the CM's PPT is a necessary and sufficient condition of separability for the $(M+N)$ -mode bisymmetric Gaussian states with respect to the $M|N$ bipartition of the modes. This also holds for $(M+N)$ -mode Gaussian states with fully degenerate symplectic spectrum. Further, for the case of $M = 1$, PPT is a necessary and sufficient condition for separability of all Gaussian states [35, 36]. In phase space, partial transposition corresponds to partial time reversal of the CM, or simply, a change of sign of the momenta for chosen modes. If $\{\nu_i\}$ is the symplectic spectrum of the partially transposed CM $\tilde{\sigma}$, then a $(1+N)$ -mode Gaussian state with CM σ is separable if and only if $\tilde{\nu}_i \geq 1 \forall i$. If the partially time reversed CM does not fulfill the positivity condition, the corresponding state is entangled. Computing symplectic eigenvalues for the partially transposed CM $\tilde{\sigma}_{fin}$, we find that the state is indeed entangled since the smallest eigenvalue of $|i\Omega\tilde{\sigma}_{fin}|$ is $\tilde{\nu} = 0.63$ for an interaction strength of $\kappa = 0.8$.

V. MULTIMODE COMPOSITE CLUSTER STATES

Here we extend our analysis to the multipartite case. In general, composite clusters can be composed of m atomic modes with n light modes. We shall call these (m, n) -composite cluster states. Here we give the protocol for a $(4, 1)$ cluster, which will become the basic unit

for the computational scheme in the next section.

Our protocol for the $(4, 1)$ -composite cluster proceeds as follows. We construct a four-mode square cluster state from atomic ensembles labelled A_i (Fig.2), where $i = 1, \dots, 4$ [20]. We include a light mode to form the composite state by entangling it with one of the atomic modes in the cluster.

The nullifiers for a four-mode square cluster can be written as:

$$\begin{aligned} \hat{p}_{A_1} - \hat{x}_{A_2} - \hat{x}_{A_3} &\rightarrow 0, & \hat{p}_{A_2} - \hat{x}_{A_1} - \hat{x}_{A_4} &\rightarrow 0, \\ \hat{p}_{A_3} - \hat{x}_{A_1} - \hat{x}_{A_4} &\rightarrow 0, & \hat{p}_{A_4} - \hat{x}_{A_2} - \hat{x}_{A_3} &\rightarrow 0. \end{aligned} \quad (22)$$

To entangle the ensembles we use light pulses labelled,

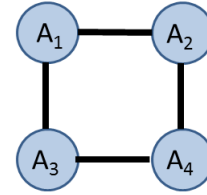


FIG. 2: A four-node square cluster state, composed of four atomic ensembles A_1, \dots, A_4

i_1, \dots, i_4 . We make use of QND Hamiltonians to mediate the interaction between the ensembles and light pulses. Note that for such an off-resonant atom-light interaction, the Hamiltonians are given in [?] and are well established experimentally. The Hamiltonians we make use of are $H_1 = \kappa \hat{x}_A \hat{p}_i$ and $H_2 = \kappa \hat{x}_A \hat{x}_i$ which leads to quadrature transformations

$$\begin{aligned} \hat{x}_A^{out} &= \hat{x}_A^{in}, \\ \hat{p}_A^{out} &= \hat{p}_A^{in} - \kappa \hat{x}_i^{in}, \\ \hat{x}_i^{out} &= \hat{x}_i^{in}, \\ \hat{p}_i^{out} &= \hat{p}_i^{in} - \kappa \hat{x}_A^{in}. \end{aligned} \quad (23)$$

The protocol to generate atomic cluster states is depicted in Fig.3. (a) Spin information is picked up from A_2 and A_3 by pulse i_1 via the interaction H_1 . This pulse encodes the information onto A_1 through the interaction H_2 . (b) Spin information is picked up from A_1 and A_4 by pulse i_2 via the interaction H_1 . This pulse encodes the information onto A_2 through the interaction H_2 . (c) Spin information is picked up from A_1 and A_4 by pulse i_3 via the interaction H_1 . This pulse encodes the information onto A_3 through the interaction H_2 . (d) Spin information is picked up from A_2 and A_3 by pulse i_4 via the interaction H_1 . This pulse encodes the information onto A_4 through the interaction H_2 . When this procedure is

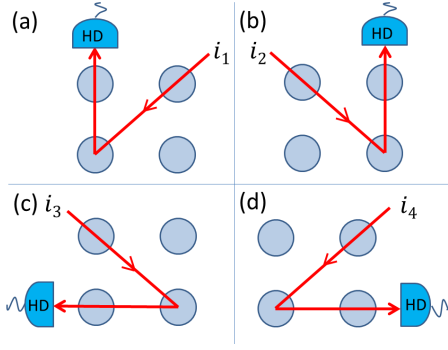


FIG. 3: Atomic cluster state generation protocol (HD - Homodyne detection): (a) Light pulse i_1 interacts with ensembles A_2 and A_3 , picks up atomic spin information which is encoded onto A_1 . (b) Light pulse i_2 interacts with ensembles A_1 and A_4 , picks up atomic spin information which is encoded onto A_2 . (c) Light pulse i_3 interacts with ensembles A_1 and A_4 , picks up atomic spin information which is encoded onto A_3 . (d) Light pulse i_4 interacts with ensembles A_2 and A_3 , picks up atomic spin information which is encoded onto A_4 . The interaction pulses are homodyne measured once these steps have been completed to form the cluster state.

completed, the ensembles have quadrature combinations:

$$\begin{aligned} \hat{p}_{A_1}^{out} &= \hat{p}_{A_1} - \kappa^2 \hat{x}_{A_2} - \kappa^2 \hat{x}_{A_3} - \kappa N_1, & \hat{x}_{A_1}^{out} &= \hat{x}_{A_1}, \\ \hat{p}_{A_2}^{out} &= \hat{p}_{A_2} - \kappa^2 \hat{x}_{A_4} - \kappa^2 \hat{x}_{A_1} - \kappa N_2, & \hat{x}_{A_2}^{out} &= \hat{x}_{A_2}, \\ \hat{p}_{A_3}^{out} &= \hat{p}_{A_3} - \kappa^2 \hat{x}_{A_4} - \kappa^2 \hat{x}_{A_1} - \kappa N_3, & \hat{x}_{A_3}^{out} &= \hat{x}_{A_3}, \\ \hat{p}_{A_4}^{out} &= \hat{p}_{A_4} - \kappa^2 \hat{x}_{A_2} - \kappa^2 \hat{x}_{A_3} - \kappa N_4, & \hat{x}_{A_4}^{out} &= \hat{x}_{A_4}, \end{aligned} \quad (24)$$

where $N_1 = \hat{x}_{i_1} + \hat{p}_{i_2} + \hat{p}_{i_3}$, $N_2 = \hat{x}_{i_2} + \hat{p}_{i_1} + \hat{p}_{i_4}$, $N_3 = \hat{x}_{i_3} + \hat{p}_{i_1} + \hat{p}_{i_4}$ and $N_4 = \hat{x}_{i_4} + \hat{p}_{i_2} + \hat{p}_{i_3}$ are the backaction terms due to the QND interactions with the interaction pulses. Then for $\kappa = 1$ the remaining terms are exactly the nullifier relations, (22), for the four-mode square cluster state. To complete the protocol, homodyne measurements are made on the outgoing interaction pulses which project the ensembles into the required state.

The (4, 1)-composite cluster, has nullifier relations

$$\begin{aligned} \hat{p}_{A_1} - \hat{x}_{A_2} - \hat{x}_{A_3} &\rightarrow 0, & \hat{p}_{A_2} - \hat{x}_{A_1} - \hat{x}_{A_4} &\rightarrow 0, \\ \hat{p}_{A_3} - \hat{x}_{A_1} - \hat{x}_{A_4} &\rightarrow 0, & \hat{p}_{A_4} - \hat{x}_{A_2} - \hat{x}_{A_3} - \hat{x}_L &\rightarrow 0 \\ \hat{p}_L - \hat{x}_{A_4} &\rightarrow 0. \end{aligned} \quad (25)$$

We entangle a light mode L with ensemble A_4 (Fig.4). Following the protocol given in section II, the light mode is coupled to the existing atomic cluster with interaction pulses i_5 and i_6 . The nullifiers of the atomic modes A_1 , A_2 and A_3 are unaffected but the quadrature combinations for A_4 are now

$$\hat{p}_{A_4}^{out} = \hat{p}_{A_4} - \kappa^2 \hat{x}_{A_2} - \kappa^2 \hat{x}_{A_3} - \kappa^2 \hat{x}_L - \kappa N'_4, \quad (26)$$

where $N'_4 = \hat{x}_{i_4} + \hat{p}_{i_2} + \hat{p}_{i_3} + \hat{p}_{i_5} + \hat{p}_{i_6}$ is the new backaction term. The light mode quadratures have transformed as

$$\hat{p}_L^{out} = \hat{p}_L - \kappa^2 \hat{x}_{A_4} - \kappa N_L, \quad (27)$$

and $N_L = \hat{x}_{i_5} + \hat{x}_{i_6}$. Note that the backaction terms,

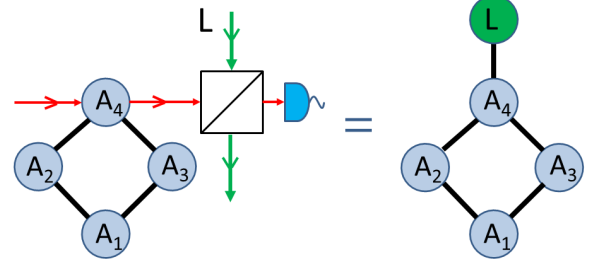


FIG. 4: To add a light mode to the atomic cluster to form the (4, 1)-composite cluster, we use the protocol of section II. Pulses i_5 and i_6 interact with ensemble A_4 and the light mode L via a beamsplitter and are subsequently measured.

N_i , are composed of quadratures of the interaction light modes only. The interaction modes are momentum-squeezed and interact weakly with the ensembles so their backaction can be neglected (see also the related experiment [25] where this has been verified). We observe that we have a complete set of quadrature combinations that satisfies the composite cluster nullifier conditions (25). Finally, homodyne measuring i_5 and i_6 completes the protocol.

We note that this protocol can be simply extended to creating general (m, n) -composite clusters of arbitrary shape. Further QND interactions can be used to add atomic ensembles and it is always possible to add a light mode to an atomic mode through the beamsplitter interaction. However adding extra nodes always results in extra backaction terms, N_i .

VI. A NEW ARCHITECTURE

Here we seek to address one of the major difficulties in the practical implementation of cluster state computation: That of decreasing localizable entanglement with increasing size of the cluster when only Gaussian operations are available [24]. This places a limit on the size of useful cluster states, i.e. those that have sufficient entanglement available to perform processes below the computational error threshold. Traditionally, the MBQC model relies on creating large clusters on which the entire computation can be performed and read out. Here we pro-

pose to build up computational arrays from small building blocks or *qubricks* which are composed of an atomic cluster state acting as a *quantum processor* and a light mode that allow for communication to other qubricks (Fig.5). This allows us to eliminate redundant nodes that only serve to increase the error rate in the system. A similar suggestion to increase the efficiency of generating qubit cluster states based on ancilla light modes was made in [41]. In our scheme, many atomic cluster

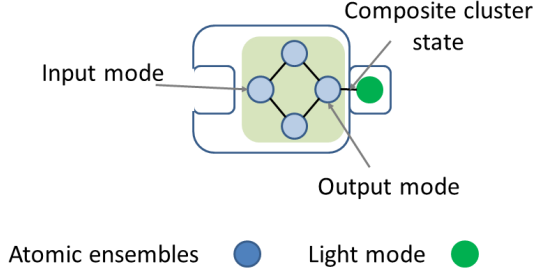


FIG. 5: A basic *qubrick* composed of a four-mode atomic cluster state plus a light mode to create a composite cluster.

states, labelled (C_1, \dots, C_N) , are created. Each of these act as a small quantum processor which performs some unitary operation \hat{U}_i on an input state. Each processor C_i , *shares no entanglement* with any other in the array. We keep the number of nodes in each atomic cluster small, say four nodes each (Fig.2), which is minimum sufficient for a controlled quantum gate. By limiting the size of the cluster states, the decay of entanglement within each processor is kept to a minimum. To allow commu-

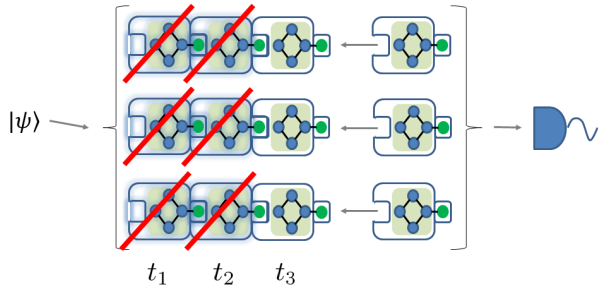


FIG. 6: The qubricks interact by matching up their output light modes with the input of another qubrick. A state can be loaded onto the first brick at time t_1 , the state is processed through adaptive measurements and the output encodes onto the light mode. The qubrick at t_1 having been measured no longer contributes to the state. The light pulse is connected with the next in the sequence of qubrick processes t_2 and the process is repeated. This operation can be run in parallel with other sequences of qubricks and the final state is given by their combined outputs.

nication between the processors, we entangle an ancillary light mode L with the output node in the atomic cluster to form a qubrick which is a $(4,1)$ -composite cluster. The light mode of the qubrick can then be used to convey the output of the process performed on the atomic cluster contained in the brick to the next in the array (Fig.6). Given sufficient resources, the state can be processed in parallel using strings of qubricks. The total output from each of the strings can then be combined to give the final output. In more detail, a typical process

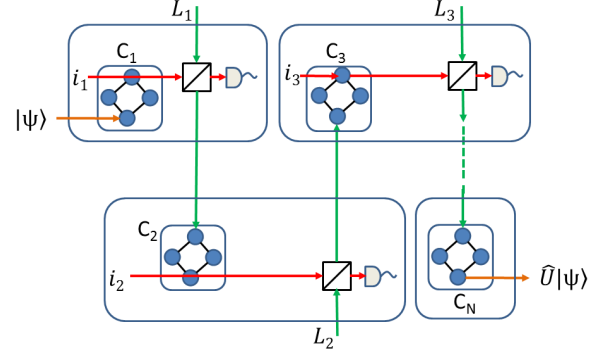


FIG. 7: Each cluster C_i is kept separate and only communicate through light pulses L_i . The state to be computed is loaded onto C_1 , which undergoes a sequence of adaptive measurements. A composite cluster is formed to transfer the state to a light mode which is carried to the next cluster in the process. Each cluster acts on the state by some unitary \hat{U}_i and the final state is given by $\hat{U}|\psi\rangle$.

would proceed as follows. A state $|\psi_{ini}\rangle$, is loaded onto the first cluster C_1 . Adaptive measurements are then applied to atomic ensembles to process the state with outcome $|\psi'\rangle = \hat{U}_1|\psi_{ini}\rangle$. A light mode L_1 , is added to C_1 to form the qubrick and the state is transferred to L_1 by a further measurement (Fig.7). Since the cluster and its associated entanglement has been destroyed in the measurement process the light pulse is free to carry the information to the next qubrick, without inadvertently entangling the atomic clusters belonging to different bricks. Another measurement transfers the state onto the first node of the atomic cluster, C_2 and a gate operation is performed by a new sequence of measurements yielding $\hat{U}_2|\psi'\rangle$. A light mode L_2 , is added to C_2 to form a new qubrick and it carries the processed state is to the next cluster. Since each cluster applies some unitary transformation \hat{U}_i to the state, this process can be repeated until the desired output is achieved and the state is given by $\hat{U}|\psi\rangle = \hat{U}_i \otimes \hat{U}_{i-1} \otimes \dots \otimes \hat{U}_2 \otimes \hat{U}_1|\psi\rangle$.

It is important to note that we do not claim that this procedure outperforms the error rate of large cluster arrays in general. What the qubrick scheme does guarantee, is that the loss of entanglement and therefore the errors accumulated in each quantum gate are constant. Then the errors that propagate through the computation are just proportional to the number of qubricks used.

This is in contrast to the large cluster state in which the entanglement decays exponentially with the size of the cluster and hence errors accumulate rather quickly as the cluster size increases. Note however, that the error rate of particular geometries of large scale cluster states actually outperform the qubrick scheme i.e., for a 16-node square cluster. In this case the entanglement scales as Ce^{-6} , where C is some constant. If we assume the error rate increases proportional to the degradation of entanglement then the errors scale as ae^6 where a is some constant that depends on the particular system in question. In the qubrick setting, to replicate this state exactly, we require four qubricks and the cumulative error then scales as ae^8 , which is significantly worse. Here we do not propose that the qubricks mimic the large scale states exactly (since they can never beat the fundamental limit anyway). In this scheme, each qubrick and hence each quantum gate is initialized individually and only when it is required (Fig.(6)). These gates are then directly coupled to the light pulse carrying the output from previous processes. Our scheme removes the need for nodes serving as quantum wires to convey information around the cluster and eliminates any redundant nodes. In doing so we suppress the exponential losses due to entanglement decay and hence reduce the error rate.

Furthermore, this method can be simplified to just one qubrick, if we loop the output from the brick back to the input in a similar manner to that proposed in [11]. In this scheme, the output from the first computation again gives $|\psi'\rangle = \hat{U}_1|\psi\rangle$. The atomic cluster is re-generated and the light mode is fed back into the input node where a different series of adaptive measurements is performed. This gives $\hat{U}_2|\psi'\rangle$ which is processed again until the desired unitary is enacted. This scheme eliminates the parallel element but it vastly decreases the number of resources required while maintaining a constant error rate. This time the error depends on the number of time the state is reused. This type of scheme could form the basis

of a proof of principle demonstration of CV cluster state computation with atomic ensembles since it is achievable with currently available technology.

VII. CONCLUSION

We have presented a scheme to produce a two-mode cluster state composed of an atomic ensemble and light pulse, called a composite cluster, via QND interactions and beamsplitters. We find that since both the atomic ensembles and light are initially Gaussian states and only Gaussian operations are performed, the procedure is well described by the covariance matrix formalism. From the covariance matrix we have confirmed that the states are indeed entangled using the PPT separability criterion. We have generalized our protocol, and given an explicit construction for multipartite composite cluster states composed of an arbitrary number of atomic and light modes. Using our composite clusters, we have proposed a new architecture for the one-way computer that reduces losses due to decay of localizable entanglement by preparing many separate clusters and using the light modes as information carriers between them. This scheme is experimentally feasible with current technology and has the potential for scalability since many of the resources can be re-used as many times as required.

Acknowledgments

This research has been supported by the EU STREP project COMPAS FP7- ICT-2007-C-212008 under the FET-Open Programme, by the Scottish Universities Physics Alliance (SUPA) and by the Engineering and Physical Sciences Research Council (EPSRC).

-
- [1] R. Raussendorf and H. J. Briegel, Phys. Rev. Lett **86**, 5188 (2001).
 - [2] M. A. Nielsen and I. L. Chuang, *Quantum Computation and Quantum Information* (Cambridge, 2000).
 - [3] H. J. Briegel and R. Raussendorf, Phys. Rev. Lett. **86**, 910 (2001).
 - [4] D. L. Zhou, B. Zeng, Z. Xu, and C. P. Sun, Phys. Rev. A **68**, 062303 (2003).
 - [5] N. C. Menicucci *et al*, Phys. Rev. Lett **97**, 110501 (2006).
 - [6] P. van Loock, C. Weedbrook, and M. Gu, Phys. Rev. A **76**, 060301 (2007).
 - [7] J. Zhang and S. L. Braunstein, Phys. Rev. A **73**, 032318 (2006).
 - [8] M. Gu *et al*, Phys. Rev. A, **79**, 062318 (2009).
 - [9] N. C. Menicucci, S. T. Flammia, and O. Pfister, Phys. Rev. Lett. **101**, 130501 (2008).
 - [10] S. T. Flammia, N. C. Menicucci, and O. Pfister, J. Phys. B **42**, 114009 (2009).
 - [11] N. C. Menicucci, X. Ma, and T. C. Ralph, Phys. Rev. Lett. **104**, 250503 (2010).
 - [12] N. C. Menicucci, Phys. Rev. A **83**, 062314 (2011).
 - [13] M. A. Nielsen, Phys. Rev. Lett **93**, 040503 (2004).
 - [14] D. E. Browne, and T. Rudolph, Phys. Rev. Lett **95**, 010501, (2005).
 - [15] L.-M. Duan and R. Raussendorf, Phys. Rev. Lett **95**, 080503 (2005).
 - [16] S. L. Braunstein, Phys. Rev. A **71**, 055801 (2005).
 - [17] B. Yurke, J. Opt. Soc. Am. B **2**, 732 (1985).
 - [18] Radim Filip, Petr Marek, and Ulrik L. Andersen, Phys. Rev. A **71**, 042308 (2005).
 - [19] J. Yoshikawa *et al*, Phys. Rev. Lett **101**, 250501 (2008).
 - [20] D. F. Milne, and N. V. Korolkova, *Generation of atomic cluster states by QND measurements*, www.st-andrews.ac.uk/~cewqo10/abstracts.htm
 - [21] D. F. Milne, and N. V. Korolkova, *Generation of hybrid cluster states using non-demolition measurements*,

www.icssur09.upol.cz/fileadmin/slo08/user/dokumenty/bookabs090506.pdf

- [22] J. Stasinska, C. Rod, S. Paganelli, G. Birk, and A. Sanpera, Phys. Rev. A **80**, 062304 (2009).
- [23] J. Stasinska, S. Paganelli, C. Rod, and A. Sanpera, arXiv:10070403v3 [quant-ph] (2011).
- [24] M. Ohliger, K. Kieling, and J. Eisert, Phys. Rev. A **82**, 042336 (2010).
- [25] B. Julsgaard, A. Kozhekin and E. Polzik, Nature **413** (2001).
- [26] B. Julsgaard, *Entanglement and Quantum Interactions with Macroscopic Gas Samples*. PhD thesis, University of Aarhus, Denmark (2003).
- [27] E. Knill, R. Laflamme and G. J. Milburn, Nature (London) **409**, 46 (2001).
- [28] G. Giedke, and J. I. Cirac. Phys. Rev. A **66**, 032316 (2002).
- [29] S. L. Braunstein, and P. van Loock, Rev. Mod. Phys. **77**, 513 (2005).
- [30] G. Adesso, and F. Illuminati, arXiv: [quant-ph] 0510052v2 (2007).
- [31] G. Adesso, and F. Illuminati, J. Phys. A: Math Theor, **40** 7821 (2007).
- [32] A. Peres, Phys. Rev. Lett **77**, 1413 (1996).
- [33] R. Horodecki, P. Horodecki, and M. Horodecki, Phys. Rev. Lett **210**, 377 (1996).
- [34] J. Williamson, Am. J. Math **58**, 141 (1936).
- [35] R. Simon, Phys. Rev. Lett **84**, 2726 (2000).
- [36] R. F. Werner and M. M. Wolf, Phys. Rev. Lett **86**, 3658 (2001).
- [37] G. Vidal, and R. F. Werner, Phys. Rev. A **65**, 032314 (2002).
- [38] M. B. Plenio, Phys. Rev. Lett **95**, 090503 (2005).
- [39] L.-H. Duan, G. Giedke, J. I. Cirac, and P. Zoller, Phys. Rev. Lett **84**, 2722 (2000).
- [40] P. van Loock, and A. Furusawa, Phys. Rev. A **67**, 052315 (2003).
- [41] C. Horsman, K.L. Brown, W. J. Munro, and V.M. Kendon, Phys. Rev. A **83**, 042327 (2011).

Appendix A: Explicit covariance matrices for two-mode composite cluster state

Here we give the explicit CM for the two-mode composite cluster state. Computing $\sigma_{out} = S_{int_2}^T S_{int_1}^T \sigma_{in} S_{int_1} S_{int_2}$ yields the CM:

$$\sigma_{out} = \begin{pmatrix} 3\kappa^2 + 1 & 0 & 0 & -\kappa & 2\kappa & 0 & 2\kappa & 0 \\ 0 & 1 & \kappa & 0 & 0 & -\kappa & 0 & -\kappa \\ 0 & \kappa & \kappa^2 + 3 & 0 & 0 & -(\kappa^2 + 1) & 0 & -(\kappa^2 + 1) \\ -\kappa & 0 & 0 & 1 & -1 & 0 & -1 & 0 \\ 2\kappa & 0 & 0 & -1 & 2 & 0 & 1 & 0 \\ 0 & -\kappa & -(\kappa^2 + 1) & 0 & 0 & \kappa^2 + 1 & 0 & \kappa^2 \\ 2\kappa & 0 & 0 & -1 & 1 & 0 & 2 & 0 \\ 0 & -\kappa & -(\kappa^2 + 1) & 0 & 0 & \kappa^2 & 0 & \kappa^2 + 1 \end{pmatrix} \quad (A1)$$

However, this has not produced the required entanglement between the atomic and light mode. Homodyning the interaction pulses produces the required correlations. In terms of covariance matrices, this amounts to the operation

$$\sigma^{A'} = \sigma^A - \sigma^C (X \sigma^B X)^{-1} \sigma^{C^T} \quad (A2)$$

which traces out the interaction light modes i_1 and i_2 to leave us with a 4×4 matrix representing only the atomic and light modes that are part of the cluster:

$$\sigma_{fin} = \begin{pmatrix} 1 + \frac{\kappa^2}{3} & -\frac{2}{3}\kappa(1 + \kappa^2) & -\frac{8\kappa^2}{3} & -\kappa - \frac{2}{3}\kappa(1 + \kappa^2) \\ -\frac{2}{3}\kappa(1 + \kappa^2) & 1 + \frac{2}{3}\kappa(1 + \kappa^2)^2 & \kappa - \frac{2}{3}\kappa(1 + \kappa^2) & \frac{2}{3}\kappa(1 + \kappa^2)^2 \\ -\frac{8\kappa^2}{3} & \kappa - \frac{2}{3}\kappa(1 + \kappa^2) & 3 - \frac{5\kappa^2}{3} & -\frac{2}{3}\kappa(1 + \kappa^2) \\ -\kappa - \frac{2}{3}\kappa(1 + \kappa^2) & \frac{2}{3}\kappa(1 + \kappa^2)^2 & -\frac{2}{3}\kappa(1 + \kappa^2) & 1 + \frac{2}{3}(1 + \kappa^2)^2 \end{pmatrix} \quad (A3)$$

This final CM represents the state (up to a known displacement that depends on the measurement outcome) of the two-mode composite cluster. Here, the upper left

2×2 block represents the atomic mode, the lower right 2×2 is the light mode and the off diagonal blocks are the correlations between them.