

Extraordinary magnetoresistance in graphite: experimental evidence for the time-reversal symmetry breaking.

Y. Kopelevich, R. R. da Silva, and A. S. Alexandrov*
*Instituto de Física Gleb Wataghin, Universidade Estadual de Campinas,
UNICAMP 13083-970, Campinas, Sao Paulo, Brasil*

We report an unusual highly-anisotropic in-plane magneto-resistance (MR) in graphite. In a certain current direction MR is negative and linear in low fields with a crossover to a positive MR at higher fields, while in a perpendicular current direction we observe a giant super-linear positive MR. These extraordinary MRs are respectively explained by a hopping magneto-conductance via non-zero angular momentum orbitals, and by the magneto-conductance of inhomogeneous media. The linear negative orbital MR is a unique signature of the broken time-reversal symmetry (TRS) in graphite. While some local paramagnetic centers could be responsible for the broken TRS, the observed large diamagnetism suggests a more intriguing mechanism of this breaking, involving superconducting clusters with unconventional (chiral) order parameters and spontaneously generated normal-state current loops in graphite.

PACS numbers: 72.20.Ee, 72.80.Le, 72.20.My, 73.61.Ph

The transverse magneto-resistance (MR) in a magnetic field \mathbf{B} along the z-axis defined as $MR = \sigma_{xx}\sigma_{xx}(0)/(\sigma_{xx}^2 + \sigma_{xy}^2) - 1$ in terms of the conductivity tensor $\sigma_{ik}(B)$, is a sensitive probe of the electron transport mechanism in doped semiconductors and metals. In an isotropic medium with the Bloch electrons it is positive and quadratic in B , except the open Fermi surfaces, where for some specific directions of \mathbf{B} the positive MR is linear in B . In the hopping regime with localized carriers MR is caused by a strong magnetic field dependence of the exponential asymptotic of bound state wave functions at a remote distance from a donor (or an acceptor), which leads to a significant positive MR, which is also quadratic in low magnetic fields [2].

However, there is a substantial number of semiconductors and semimetals (e. g. bismuth) where open Fermi surfaces are not feasible, but the positive MR is linear. One of the theoretical possibilities for such a phenomenon is a so-called quantum magnetoresistance in semimetals having pockets of the Fermi surface with a small or even zero effective mass (as the Dirac fermions in graphite and graphene), which might be in the ultra-quantum limit at rather low magnetic fields [3].

On the other hand, there is anomalous *negative* MR (NMR) first observed in some hopping systems, for instance in amorphous germanium and silicon. More recently a linear NMR has been observed in the longitudinal c-axis interlayer current in graphite at high magnetic fields assigned to a growing population of the zero-energy Landau level of quasi-two-dimensional Dirac fermions with the increasing magnetic field [4].

Here we report a low-field transverse MR in bulk quasi-two-dimensional graphite samples, which is giant (1400% at 2K and $B = 200$ mT) and positive in one in-plane current direction, and linear and negative (below 80 mT) in the other direction, when the magnetic field is applied perpendicular to the planes. These observations are quantitatively explained in the framework of the magnetotransport of inhomogeneous low-carrier semiconduc-

tors [5] and of a hopping magneto-conductance via non-zero angular momentum orbitals [6].

We have measured 10 commercially available HOPG samples with different mosaicity, characterized by FWHM of X-ray rocking curves, and the room temperature out-of-plane/basal plane zero-field resistivity ratio ρ_c/ρ_{ab} ranging from 10^3 to 10^5 . X-ray diffraction measurements revealed a characteristic hexagonal graphite structure in the Bernal ($ABAB$) stacking configuration, with no signature for other phases. The obtained crystal lattice parameters are $a = 2.48\text{\AA}$ and $c = 6.71\text{\AA}$. The results given in this letter were obtained on most anisotropic ($\rho_c/\rho_b = 2 \times 10^5$) HOPG samples from Union Carbide Co. and here shown for the sample with $\rho_b = 5\mu\Omega\text{cm}$, $\rho_c = 1\Omega\text{cm}$, and $\text{FWHM} = 0.7^\circ$ (the sample size is $l \times w \times t = 2.5 \times 2.5 \times 0.5\text{mm}^3$). The magnetic field was applied parallel to the hexagonal c-axis ($B \parallel c \parallel t$), and $\rho_{ab}(B, T)$ were recorded using the van der Pauw geometry (see insets in Fig. 1) sweeping the field between a target negative and positive values using Quantum Design and Janis 9 T-magnet He-4 cryostats. For the measurements, silver past electrodes were placed on the sample surface, while the resistivity values were obtained in a geometry with a uniform current distribution through the sample cross section. All resistance measurements were performed in the Ohmic regime. Complementary magnetization measurements $M(B, T)$ were carried out by means of a SQUID (Quantum Design) magnetometer.

The graphite samples described above show qualitatively different temperature dependence of the in-plane zero-field resistance for the current in two perpendicular in-plane directions, Fig.(1). In one direction (called here Y) the resistance is metallic-like while in the other direction (X) it is insulating-like in a wide temperature interval above 2K. Since a sufficiently strong magnetic field makes graphene planes electrically isotropic, Fig.(1), the anisotropy is of electronic origin. Most probably it is associated with the inhomogeneous carrier-density distribution, such that metallic clusters are partially over-

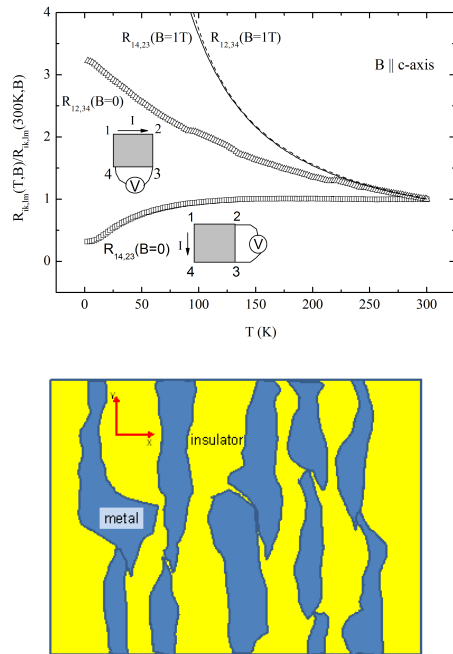


FIG. 1: (Color online) Upper panel: Insulating-like (X) and metallic-like (Y) zero-field in-plane resistance of graphite in two perpendicular current directions. The resistance becomes isotropic and insulating-like in high magnetic fields. Lower panel: well doped metallic clusters (dark regions) overlapped in Y-direction in an insulating matrix (light regions).

lapped in Y-direction while they are separated by poorly doped insulating regions in X-direction, as illustrated in the lower panel of Fig.(1). In high magnetic fields about 1 Tesla and higher resistance becomes isotropic and insulating-like in all directions, Fig.(1), because of a giant positive MR of the metallic clusters and suppression of possible superconductivity, as discussed below.

When a relatively weak magnetic field is applied perpendicular to the planes, the MR along the metallic Y direction appears huge and positive, Fig.(2). A giant positive MR is naturally expected in doped graphite with virtually massless Dirac fermions [7] since the parameter $\beta = \omega_c \tau$ becomes large already in the mT-region of the field (here ω_c and τ are the Larmor frequency and the scattering time, respectively). However, it is neither quadratic as in the Boltzmann theory, nor linear in B as in the quantum magnetoresistance [3]. We suggest that inhomogeneities are responsible for the strong departure from these regimes. They lead to a radical rearrangement of the current flow pattern changing the magnetic field dependence of the transverse conductivity in the strong magnetic field, $\beta > 1$ [5]. Importantly, when $\sigma_{xy} \gg \sigma_{yy}$, then even relatively small inhomogeneities in the carrier density lead to the MR proportional to $B^{4/3}$ [5]. In fact, $MRy = (B/B_{in})^{4/3}$ fits nicely the observed magnetic field dependence of the magnetoresistance in the metallic

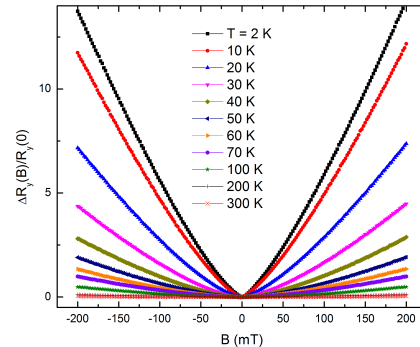


FIG. 2: (Color online) Magnetoresistance in the metallic (Y) direction at different temperatures (symbols).

current direction, Fig.(4) with a single scaling parameter B_{in} depending on the fluctuations in the carrier density [5].

The MR in the insulating direction is even more anomalous, Fig.(3). It is linear and negative in very low fields and positive and superlinear in higher fields above the crossover point. The insulating-like temperature dependence of the zero-field resistance, Fig.(1), in this direction supports the view that the metallic clusters are virtually nonoverlapped along X, so that the resistance is the sum of the hopping resistance, R_h of the insulating regions with low doping, and the metallic resistance R_m . Hence, the magnetoresistance in X direction is expressed via metallic MRy and the hopping magnetoresistance, MRh of insulating layers as

$$MRx = \frac{MRy}{1+r} + \frac{MRh}{1+1/r}, \quad (1)$$

where $r = R_h(0)/R_m(0)$ is the ratio of the zero-field insulating resistance to the zero-field metallic resistance. This ratio is about $r \approx 8.5$ at 2K, Fig.(1).

In inorganic and organic insulators lattice defects such as vacancies, interstitials, excess atoms or ions and other "impurities" often localize carriers with a finite momentum rather than in the zero-momentum s-states [8]. To model the hopping MRh we apply a recent development of the conventional theory of hopping magnetoresistance for hopping via non-zero orbital momentum states [6]. Quite remarkably this renders a large weak-field hopping MRh, which is negative. The theory [6] has accounted for the unconventional MRs in some organic insulators (a so-called OMAR) observed in about the same range of the magnetic field [9] as in our graphite samples. Moreover, if the orbital degeneracy is lifted due to a broken time-reversal symmetry with or without net magnetization, the negative MRh is linear in B[6],

$$MRh = \exp \left[-m\kappa r b + \frac{\kappa^3 \rho^2 r b^2}{48} \right] - 1. \quad (2)$$

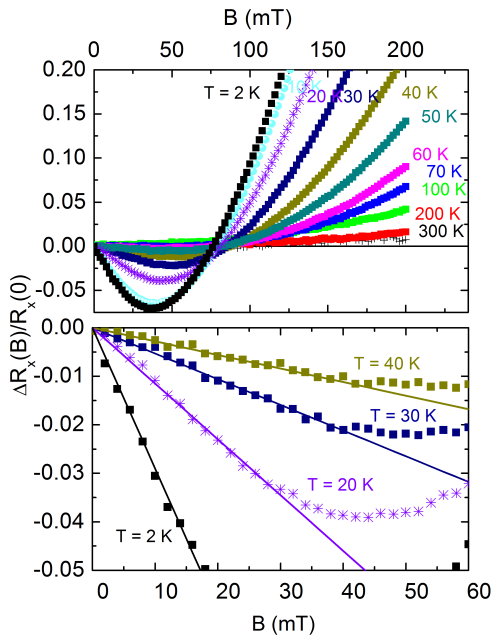


FIG. 3: (Color online) Upper panel: Magnetoresistance in the insulating (X) direction at different temperatures (symbols). Lower panel shows the low-field negative MR fitted as $MR_x = -cB$ with $c = 0.0029$ 1/mT ($T=2K$), $c = 0.00115$ 1/mT ($T=20K$), $c = 0.00053$ 1/mT ($T=30K$), $c = 0.00028$ 1/mT ($T=40K$), indicating the time-reversal symmetry breaking.

Here m is the magnetic quantum number of the localized state, κ is the inverse zero-field localization length, r and ρ are an average hopping range and its projection on the plane perpendicular to the magnetic field, respectively, and $b = B/B_0$ is the reduced magnetic field with $B_0 = \hbar\kappa^2/2e$.

For the s-wave bound states with $m = 0$ Eq.(2) is the textbook result [2] predicting the positive hopping MRh. On the contrary, for hopping via the orbitals with nonzero orbital momentum MRh is negative and linear in relatively small B , if $m = 1, 2, 3, \dots$. The linear NMR is caused by the expansion of the localized states with the positive m due to a linear magnetic lowering of their ionization energy by $\hbar\omega_c m/2$. It dominates in the wide region of realistic impurity densities for any nonzero m because of the small numerical factor (1/48) in the quadratic term in the exponent of Eq.(2).

Using $MRh \approx \exp(-B/B_h) - 1$ in Eq.(1) fits remarkably well the low-temperature MR in the insulating current direction with a single scaling parameter B_h proportional to the localized-state ionization energy, Fig.(4). The same Eq.(1) describes reasonably well the negative to positive MR crossover even at temperatures as high as 50K. With increasing temperature deeper localized states with a higher ionization energy become accessible for the

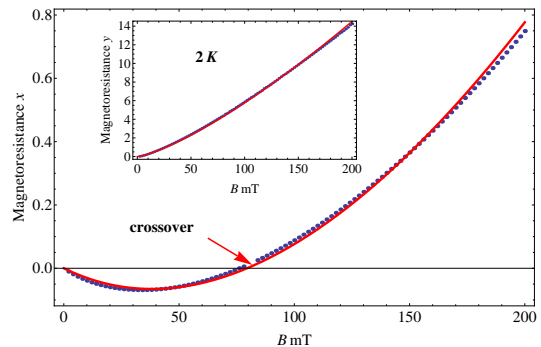


FIG. 4: (Color online) Magnetoresistance in the insulating (X) direction at $T = 2K$ (symbols) fitted by Eq.(1) with $r = 8.5$ and $B_h = 110$ mT (line). Inset: magnetoresistance in the metallic (Y) direction at $T = 2K$ (symbols) fitted by $(B/B_{in})^{4/3}$ with $B_{in} = 26.9$ mT (line).

hopping conductance, so that the slope $c = 1/B_h$ of the linear negative MR drops, as observed, Fig.(3).

While the outlined model with one or two scaling parameters provides accurate agreement with our experimental observations, there are other theoretical mechanisms of NMR. Importantly, there is no NMR and virtually no MR in the same range of the magnetic field *parallel* to the planes, which rules out a spin origin of the observed MRs. Also there are no quantum magnetic oscillations at high temperatures, where unusual MRs are still observed, Figs.(2,3), so they are not related to the Landau quantization. The weak localization gives NMR which is often almost linear in a certain field range. But such NMR smoothly evolves from a sub-linear magnetic field dependence at lower temperatures to super-linear field dependence at higher temperatures, while we observe a perfectly linear NMR at low B in a wide temperature range, Fig.(3). A strong NMR exists in the classical two-dimensional electron gas due to freely circling electrons, which are not taken into account by the Boltzmann approach. However, it is parabolic rather than linear at low fields [10]. The parabolic orbital NMR has been also predicted by the gauge theory in two-dimensional strongly-correlated doped Mott insulators [11].

On the other hand, if there is no time-reversal symmetry breaking, the states with the opposite direction of the orbital angular momentum, m and $-m$, are degenerate, so that the linear term in the MRh, Eq.(2) cancels. But ions that carry a magnetic moment break the time-reversal symmetry and split m and $-m$ states. Such zero-field splitting (ZFS) gives preference to the hopping via orbitals with a lower ionization energy (positive m) providing the *negative linear* MR [6]. In fact, we measured ferromagnetic $M(B)$ hysteresis loop for \mathbf{B} parallel to graphene planes in the electrically homogeneous graphite (not shown here, see Ref. [12]) demonstrating a metallic-like zero-field resistance in all directions at temperatures below 50 K. MR of those samples can be well

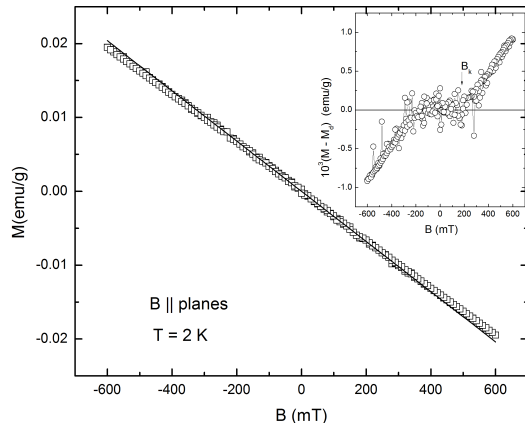


FIG. 5: Diamagnetic magnetization of electrically inhomogeneous graphite with NMR. Inset shows the magnetization after subtracting the initial ($B < B_k$) linear diamagnetic contribution, $M_d(B) = \chi B$ with $\chi = -3.4 \times 10^{-5}$ emu/g mT.

fitted by $B^{4/3}$ law as in Fig.(4).

However, we do not observe a global ferromagnetism in the bulk electrically inhomogeneous samples with the linear NMR, Fig.(3). In a sharp contrast with the electrically homogeneous samples the electrically inhomogeneous samples show a large diamagnetic response almost linear in B , Fig.(5). Naturally, some local paramagnetic centers responsible for the broken TRS could be found also in the inhomogeneous graphite, with their magnetic response overwhelmed by the large diamagnetism. However the observed large diamagnetism itself suggests a more intriguing mechanism of TRS breaking in our inhomogeneous samples, such as superconducting clusters [13] with an unconventional (chiral) order parameter [14, 15]. There is a kink in the field dependence

of the diamagnetic magnetization of the inhomogeneous samples at $B_k \approx 0.2$ T, Fig.(5), resembling the behavior of type-II superconductors in magnetic fields exceeding the lower critical field B_{c1} . Supporting this possibility the electrically inhomogeneous samples are becoming perfectly homogeneous insulators in sufficiently high magnetic fields, which could suppress the superconductivity, Fig.(1). Also in some 2D lattices there is the broken time-reversal symmetry (i.e. some internal magnetic ordering) in the normal state with a spontaneous quantum Hall effect but without any net magnetic flux at high temperatures [16]. At lower temperatures a pair of spontaneously generated current loops in adjacent graphene layers, having odd-parity with respect to the two layers, could also break TRS [17].

In conclusion, we presented the highly-anisotropic in-plane magnetoresistance in graphite, which, in some current direction, is negative and linear in low fields with the crossover to the positive MR at higher fields, while in the perpendicular current direction we observed the giant super-linear positive MR. The extraordinary MRs have been explained by the hopping magneto-conductance via non-zero angular momentum orbitals, and by the magneto-conductance of inhomogeneous media. More generally our findings point to an inhomogeneous doping and a semiconducting gap in graphite (see also Ref.[18]). The linear orbital NMR is a unique signature of the time-reversal symmetry breaking. Combined with the large diamagnetism it points towards superconducting clusters with unconventional order parameter and normal state spontaneous currents in electrically inhomogeneous graphite samples.

This work has been supported by FAPESP, CNPq, CAPES, ROBOCON, INCT NAMITEC, the European Union Framework Programme 7 (NMP3-SL-2011-263104-HINTS), and by the UNICAMP visiting professorship programme. We thank Alexander Bratkovsky, Alek Dediu, Viktor Kabanov and Pavel Wiegmann for enlightening discussions.

-
- [1] * On leave from the Department of Physics, Loughborough University, Loughborough LE11 3TU, United Kingdom.
- [2] B. I. Shklovskii and A. L. Efros, *Electronic Properties of Doped Semiconductors* (Springer-Verlag, Berlin, 1984).
- [3] A. A. Abrikosov, Europhys. Lett. **49** 789 (2000).
- [4] Y. Kopelevich *et al.*, Phys. Lett. A **374**, 4629 (2010).
- [5] Yu. A. Dreizin and A. M. Dykhne, Sov. Phys. JETP **36**, 127 (1973) [Zh. Eksp. Teor. Fiz. **63**, 242 (1972)].
- [6] A. S. Alexandrov, V. A. Dediu, and V. V. Kabanov, arXiv:1110.4979.
- [7] I. A. Lukyanchuk and Y. Kopelevich. Phys. Rev. Lett. **93**, 166402 (2004).
- [8] A. Zunger, S. Lany, and H. Raebiger, Physics **3**, 53 (2010).
- [9] Ö. Mermer *et al.*, Phys. Rev. B **72**, 205202 (2005).
- [10] A. Dmitriev, M. Dyakonov, and R. Jullien, Phys. Rev. B **64**, 233321 (2001).
- [11] L. B. Ioffe and P. Wiegmann, Phys. Rev. B **45**, 519 (1992)
- [12] Y. Kopelevich *et al.*, J. Low Temp. Phys. **119**, 691 (2000).
- [13] Y. Kopelevich and P. Esquinazi, J. Low Temp. Phys. **146**, 629 (2007).
- [14] A. M. Black-Schaffer and S. Doniach, Phys. Rev. B **75**, 134512 (2007).
- [15] R. Nandkishore, L. S. Levitov, and A. V. Chubukov, Nature Physics **8**, 158 (2012).
- [16] F. D. M. Haldane, Phys. Rev. Lett. **61**, 2015 (1988).
- [17] L. Zhu, V. Aji, and C. M. Varma, arXiv:1202.0821.
- [18] N. Garcia *et al.*, arXiv:1106.0437).