

# Efficient Spherical Harmonic Transforms aimed at pseudo-spectral numerical simulations

Nathanaël Schaeffer

*ISTerre, Université de Grenoble 1, CNRS, F-38041 Grenoble, France*

---

## Abstract

In this paper, we report on very efficient algorithms for the spherical harmonic transform (SHT) that can be used in numerical simulations of partial differential equations. Explicitly vectorized variations of the Gauss-Legendre algorithm are discussed and implemented in the open-source library **SHTns** which includes scalar and vector transforms. This library is especially suitable for direct numerical simulations of non-linear partial differential equations in spherical geometry, like the Navier-Stokes equation. The performance of our algorithms is compared to third party SHT implementations, including fast algorithms. Even though the complexity of the algorithms implemented in **SHTns** are of order  $\mathcal{O}(N^3)$  (where  $N$  is the maximum harmonic degree of the transform), they perform much better than the available implementations of asymptotically fast algorithms, even for a truncation as high as  $N = 1023$ . In our performance tests, the best performance for SHT on the x86 platform is delivered by **SHTns**, which is available at <https://bitbucket.org/nschaeff/shtns> as open source software.

*Keywords:* Spherical harmonics, Performance, Mathematical software

---

## 1. Introduction

Spherical harmonics are the eigenfunctions of the Laplace operator on a sphere. They form a basis and are very useful and convenient to describe data on a sphere in a consistent way in spectral space. Spherical Harmonic Transforms (SHT) are the spherical counterpart of the Fourier transform, casting spatial data to the spectral domain and vice versa. They are commonly used in various pseudo-spectral direct numerical simulations in spherical geometry, for simulating the Sun or the liquid core of the Earth among others [10, 2, 1, 15].

All numerical simulations that take advantage of spherical harmonics use the classical Gauss-Legendre algorithm (see section 2) with complexity  $\mathcal{O}(N^3)$  for a truncation at spherical harmonic degree  $N$ . As a consequence of this high computational cost when  $N$  increases, high resolution spherical codes currently spend most of their time performing SHT. Two years ago, state of the art numerical simulations used  $N = 255$  [11].

However, there exist several asymptotically fast algorithms [4, 8, 7, 12, 6, 14], but the overhead for these fast algorithm is such that they do not claim to be effectively faster for  $N < 512$ . In addition, some of them lack stability and flexibility.

Among the asymptotically fast algorithm, only two have open-source implementations, and the only one which seems to perform reasonably well is **SpharmonicKit**, based on the algorithms described by Healy et al. [6]. Its main drawback is the need of a latitudinal grid of size  $2(N+1)$  while the Gauss-Legendre quadrature allows the use of only  $N+1$  collocation points. Thus, even if it were as fast as the Gauss-Legendre approach for the same truncation  $N$ , the overall numerical simulation would be slower because it would operate on twice as many points. These facts explain why the Gauss-Legendre algorithm is still the most efficient solution for numerical simulations.

A recent paper [3] reports that carefully tuned software could finally run 9 times faster on CPU than the initial non-optimized version, and insists on the importance of vectorization and careful optimization of the

code. As the very goal of this work is to speed-up numerical simulations, we have written a highly optimized and explicitly vectorized version of the Gauss-Legendre SHT algorithm. The next section recalls the basics of spherical harmonic transforms. We then describe the optimizations we use and we compare the performance of our transform to several other SHT implementations. We conclude this paper by a short summary, a quick description of other features of the `SHTns` library, and perspectives for future developments.

## 2. Spherical Harmonic Transform (SHT)

### 2.1. Definitions and properties

The orthonormalized spherical harmonics of degree  $n$  and order  $-n \leq m \leq n$  are functions defined on the sphere as:

$$Y_n^m(\theta, \phi) = P_n^m(\cos \theta) \exp(im\phi) \quad (1)$$

where  $\theta$  is the colatitude,  $\phi$  is the longitude and  $P_n^m$  are the associated Legendre polynomials normalized for spherical harmonics

$$P_n^m(x) = (-1)^{|m|} \sqrt{\frac{2n+1}{4\pi}} \sqrt{\frac{(n-|m|)!}{(n+|m|)!}} (1-x^2)^{|m|/2} \frac{d^{|m|}}{dx^{|m|}} P_n(x) \quad (2)$$

which involve derivatives of Legendre Polynomials  $P_n(x)$  defined by the following recurrence:

$$\begin{aligned} P_0(x) &= 1 \\ P_1(x) &= x \\ nP_n(x) &= (2n-1)xP_{n-1}(x) - (n-1)P_{n-2}(x) \end{aligned}$$

The spherical harmonics  $Y_n^m(\theta, \phi)$  form an orthonormal basis for functions defined on the sphere:

$$\int_0^{2\pi} \int_0^\pi Y_n^m(\theta, \phi) Y_l^k(\theta, \phi) \sin \theta d\theta d\phi = \delta_{nl} \delta_{mk} \quad (3)$$

with  $\delta_{ij}$  the Kronecker symbol. By construction, they are eigenfunctions of the Laplace operator on the unit sphere:

$$\Delta Y_n^m = -n(n+1)Y_n^m \quad (4)$$

This property is very appealing for solving many physical problems in spherical geometry involving the Laplace operator.

### 2.2. Synthesis or inverse transform

The Spherical Harmonic synthesis is the evaluation of the sum

$$f(\theta, \phi) = \sum_{n=0}^N \sum_{m=-n}^n f_n^m Y_n^m(\theta, \phi) \quad (5)$$

up to degree  $n = N$ , given the complex coefficients  $f_n^m$ . If  $f(\theta, \phi)$  is a real-valued function,  $f_n^{-m} = (f_n^m)^*$ , where  $z^*$  stands for the complex conjugate of  $z$ .

The sums can be exchanged, and using the expression of  $Y_n^m$  we can write

$$f(\theta, \phi) = \sum_{m=-N}^N \left( \sum_{n=|m|}^N f_n^m P_n^m(\cos \theta) \right) e^{im\phi} \quad (6)$$

From this last expression, it is obvious that the summation over  $m$  is a regular Fourier Transform. Hence the remaining task is to evaluate

$$f_m(\theta) = \sum_{n=|m|}^N f_n^m P_n^m(\cos \theta) \quad (7)$$

or its discrete version at given collocation points  $\theta_j$ .

### 2.3. Analysis or forward transform

The analysis step of the SHT consists in computing the coefficients

$$f_n^m = \int_0^{2\pi} \int_0^\pi f(\theta, \phi) Y_n^m(\theta, \phi) \sin \theta d\theta d\phi \quad (8)$$

The integral over  $\phi$  is easily obtained using the Fourier Transform:

$$f_m(\theta) = \int_0^{2\pi} f(\theta, \phi) e^{im\phi} d\phi \quad (9)$$

so the remaining Legendre transform reads

$$f_n^m = \int_0^\pi f_m(\theta) P_n^m(\cos \theta) \sin \theta d\theta \quad (10)$$

The discrete problem reduces to the appropriate quadrature rule to evaluate the integral (10) knowing only the values  $f_m(\theta_j)$ . In particular, the use of the Gauss-Legendre quadrature replaces the integral of expression 10 by the sum

$$f_n^m = \sum_{j=1}^{N_\theta} f_m(\theta_j) P_n^m(\cos \theta_j) w_j \quad (11)$$

where  $\theta_j$  and  $w_j$  are respectively the Gauss nodes and weights [13]. Note that the sum equals the integral if  $f_m(\theta) P_n^m(\cos \theta)$  is a polynomial in  $\cos \theta$  of order  $2N_\theta - 1$  or less. If  $f_m(\theta)$  is given by expression 7, then  $f_m(\theta) P_n^m(\cos \theta)$  is always a polynomial in  $\cos \theta$ , of degree at most  $2N$ . Hence the Gauss-Legendre quadrature is exact for  $N_\theta \geq N + 1$ .

A discrete spherical harmonic transform using Gauss nodes as latitudinal grid points and a Gauss-Legendre quadrature for the analysis step is referred to as a Gauss-Legendre algorithm.

## 3. Optimization of the Gauss-Legendre algorithm

### 3.1. Standard optimizations

Let us first recall some standard optimizations found in almost every serious implementation of the Gauss-Legendre algorithm. All the following optimizations are implemented in the **SHTns** library.

*Use the Fast-Fourier Transform.* The expressions of section 2 show that part of the SHT is in fact a Fourier transform. The fast Fourier transform should be used for this part, as it improves accuracy and speed. **SHTns** uses the **FFTW** library[5] for the fast Fourier transform, a portable, flexible and blazingly fast FFT implementation.

*Take advantage of Hermitian symmetry for real data.* When dealing with real-valued data, the spectral coefficients verify  $f_n^{-m} = (f_n^m)^*$ , so we only need to store them for  $m \geq 0$ . This also allows the use of faster real-valued FFTs. **SHTns** only supports real-valued spatial fields.

*Take advantage of mirror symmetry.* Due to the defined symmetry of spherical harmonics with respect to a reflexion about the equator

$$P_n^m(\pi - \theta) = (-1)^{n+m} P_n^m(\theta)$$

one can reduce by a factor 2 the operation count of both forward and inverse transforms.

*Precompute values of  $P_n^m$ .* The coefficients  $P_n^m(\cos \theta_j)$  appear in both synthesis and analysis expressions (7 and 10), and can be precomputed and stored for all  $(n, m, j)$ . When performing multiple transforms, it avoids computing the Legendre polynomial recursion at every transform and saves some computing power, at the expense of memory bandwidth. This may or may not be efficient, as we will discuss later.

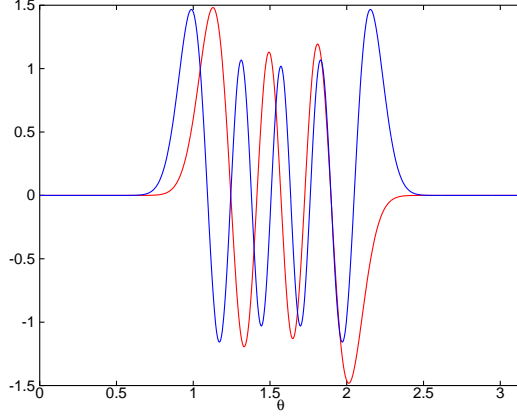


Figure 1: Two associated Legendre polynomials of degree  $n = 40$  and order  $m = 33$  and  $m = 36$ , showing the localization near the equator.

*Polar optimization.* High order spherical harmonics have their magnitude decrease exponentially when approaching the poles as shown in figure 1. Hence, the integral of expression 10 can be reduced to

$$f_n^m = \int_{\theta_0^{mn}}^{\pi - \theta_0^{mn}} f_m(\theta) P_n^m(\cos \theta) \sin \theta d\theta \quad (12)$$

where  $\theta_0^{mn} \geq 0$  is a threshold below which  $P_n^m$  is considered to be zero. Similarly, the synthesis of  $f_m(\theta)$  (eq. 7) is only needed for  $\theta_0^{mn} \leq \theta \leq \pi - \theta_0^{mn}$ . SHTns uses a threshold  $\theta_0^{mn}$  that does not depend on  $n$ , which leads to around 5% to 15% speed increase, depending on the desired accuracy and the truncation  $N$ .

*Cache optimizations.* The precomputed coefficients  $P_n^m(\cos \theta_j)$  can be reordered and systematic zeros (due to polar optimization) can be stripped out, which leads to sensible speed increase.

### 3.2. On-the-fly algorithms and vectorization on the x86 platform

It can be shown that  $P_n^m(x)$  can be computed recursively by

$$P_m^m(x) = a_m^m (1 - x^2)^{|m|/2} \quad (13)$$

$$P_{m+1}^m(x) = a_{m+1}^m x P_m^m(x) \quad (14)$$

$$P_n^m(x) = a_n^m x P_{n-1}^m(x) + b_n^m P_{n-2}^m(x) \quad (15)$$

with

$$a_m^m = \sqrt{\frac{1}{4\pi} \prod_{k=1}^{|m|} \frac{2k+1}{2k}} \quad a_n^m = \sqrt{\frac{4n^2 - 1}{n^2 - m^2}} \quad b_n^m = -\sqrt{\frac{2n+1}{2n-3} \frac{(n-1)^2 - m^2}{n^2 - m^2}} \quad (16)$$

The coefficients  $a_n^m$  and  $b_n^m$  do not depend on  $x$ , and can be easily precomputed and stored in an array of  $N(N+1)$  values. This has to be compared to the order  $N^3$  values of  $P_n^m(x_j)$ , which are usually precomputed and stored in the spherical harmonic transforms implemented in numerical simulations. When  $N$  becomes very large, it is no longer possible to store  $P_n^m(x_j)$  in memory (for  $N \gtrsim 1023$  nowadays) and on-the-fly algorithms (where the values of  $P_n^m(x_j)$  are always computed from the recurrence relation when needed) are then the only possibility.

Here, we would like to stress that even far from that storage limit, on-the-fly algorithm can be significantly faster thanks to vector capabilities of modern x86 processors. Most desktop and laptop computers, as well as

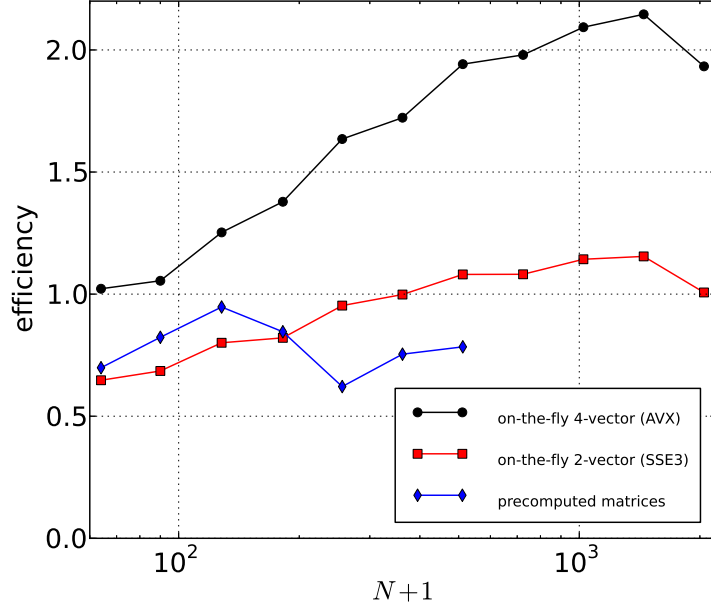


Figure 2: Efficiency  $(N+1)^3/(2tf)$  of various algorithms, where  $t$  is the execution time and  $f$  the frequency of the Xeon E5-2680 CPU (2.7GHz). On-the-fly algorithms with two different vector sizes are compared with the algorithm using precomputed matrices. Note the influence of hardware vector size for on-the-fly algorithms (AVX vector pack 4 double precision floating point numbers where SSE3 vectors pack only 2). The efficiency of the algorithm based on precomputed matrices drops above  $N = 127$  probably due to cache size limitations.

many high performance computing clusters, have support for Single-Instruction-Multiple-Data (SIMD) operations in double precision. The SSE2 instruction set is available since year 2000, and is currently supported by almost every PC, allowing to perform the same double precision arithmetic operations on a vector of 2 double precision numbers, effectively doubling the computing power. The recently introduced AVX instruction set increases the vector size to 4 double precision numbers. This means that the computation of  $P_n^m(x)$  by the recursion relation 13 (which requires 3 multiplications and 1 addition) will become more and more efficient, as  $P_n^m(x)$  can be computed for 2 or 4 values of  $x$  simultaneously. Practically speaking, computing  $P_n^m(x)$  on-the-fly may be faster than loading pre-computed values from memory. Hence, as already pointed out by Dickson et al. [3], it is therefore very important to use the vector capabilities of modern processors to address their full computing power. Furthermore, when running multiple transforms on the different cores of a computer, the performance of on-the-fly transforms (which use less memory bandwidth) scales much better than algorithms with precomputed matrices, because the memory bandwidth is shared between cores. Superscalar architectures that do not have double-precision SIMD instructions but have many computation unit per core (like the POWER7 or SPARC64) could also benefit from on-the-fly transforms by saturating the many computation units with independent computations (at different  $x$ ).

Figure 2 shows the benefit of explicit vectorization of on-the-fly algorithms on an intel Xeon E5-2680 (*Sandy Bridge* architecture with AVX instruction set running at 2.7GHz) and compares on-the-fly algorithms with algorithms based on precomputed matrices. With the 4-vectors of AVX, the fastest algorithm is always on-the-fly, while for 2-vectors, the fastest algorithm uses precomputed matrices for  $N \lesssim 200$ . The efficiency drop for  $N = 2047$  is due to the additional rescaling required to properly compute the recurrence relation at such high  $N$  with double-precision numbers.

*Runtime tuning.* We have now two different available algorithm: one uses precomputed values for  $P_n^m(x)$  and the other one computes them on-the-fly at each transform. The **SHTns** library compares the time taken by those algorithms (and variants) at startup and chooses the fastest, similarly to what the **FFTW** library[5]

$N$	libpsht (1 thread)	libpsht (12 threads)	DH (fast)	SHTns
63	1.05 ms	5.0 ms	1.1 ms	0.09 ms
127	4.7 ms	5.4 ms	5.5 ms	0.60 ms
255	27 ms	8.5 ms	21 ms	4.2 ms
511	162 ms	23.5 ms	110 ms	28 ms
1023	850 ms	125 ms	600 ms	216 ms
2047	4.4 s	0.7 s	NA	1.9 s
4095	30.5 s	3.0 s	NA	NA

Table 1: Comparison of execution time for different SHT implementations. The numbers correspond to the average execution time for forward and backward scalar transform (including the FFT) on an Intel Xeon X5650 (2.67GHz) with 12 cores. The programs were compiled with `gcc 4.4.5` and `-O3 -march=native -ffast-math` compilation options.

does. In the forthcoming years, AVX will become widely available, and the benefits of on-the-fly vectorized transforms will become even more important.

### 3.3. Performance comparisons

Table 1 reports the timing measurements of two SHT libraries, compared to the optimized Gauss-Legendre implementation found in the **SHTns** library (this work). We compare with the Gauss-Legendre implementation of **libpsht** [9], a parallel spherical harmonic transform library targeting very large  $N$ , and with **SpharmonicKit** 2.7 (DH) which implements one of the Driscoll-Healy fast algorithms [6]. All the timings are for a complete SHT, which includes the Fast Fourier Transform. Note that the Gauss-Legendre algorithm is by far (a factor of order 2) the fastest algorithm of the **libpsht** library. Note also that **SpharmonicKit** is limited to  $N+1$  being a power of two, requires  $2(N+1)$  latitudinal colocation points, and crashed for  $N = 2047$ . The software library implementing the fast Legendre transform described in [7], **libftsh**, has also been tested, and found to be of comparable performance to that of **SpharmonicKit**, although the comparison is not straightforward because **libftsh** did not include the Fourier Transform. Again, that fast library could not operate at  $N = 2047$  because of memory limitations. Note finally that these measurements were performed on a machine that did not support the new AVX instruction set.

In order to ease the comparison, we define the efficiency of the SHT by  $(N+1)^3/(2tfp)$ , where  $t$  is the execution time (reported in table 1),  $p$  the number of parallel threads (which is 12 for the parallel version of **libpsht**, and 1 otherwise) and  $f$  the frequency of the CPU (2.67GHz in this benchmark). This definition of efficiency takes into account the number of threads  $p$ , which is relevant for numerical simulations, where many SHT could be performed in parallel. For reference, we added the efficiency of the parallel algorithm with  $p$  set to 1, showing that even with 12 threads, **libpsht** performs better than **SHTns** only for  $N \gtrsim 500$ . Note that  $(N+1)^3/2$  reflects the number of computation elements of a Gauss-Legendre algorithm (the number of modes  $(N+1)(N+2)/2$  times the number of latitudinal points  $N+1$ ). An efficiency that does not depend on  $N$  corresponds to an algorithm with an execution time proportional to  $N^3$ .

The efficiency of the tested algorithms are displayed in figure 3. Not surprisingly, the Driscoll-Healy implementation has the largest slope, which means that its efficiency grows fastest with  $N$ , as expected for a fast algorithm. It also performs slightly better than **libpsht** for  $N \geq 511$ . However, even for  $N = 1023$  (the largest size that it can compute), it is still 2.8 times slower than the Gauss-Legendre algorithm implemented in **SHTns**. It is remarkable that **SHTns** achieves an efficiency very close to 1, meaning that almost one element per clock cycle is computed for  $N = 511$  and  $N = 1023$ . Overall, **SHTns** is between two and ten times faster than the best alternative. We expect this gap to grow with the 4-vectors of the new AVX machines.

### 3.4. Accuracy

One cannot write about an SHT implementation without addressing its accuracy. Here, the Gauss-Legendre quadrature ensures very good accuracy, at least on par with other high quality implementations. To quantify the error we start with random spherical harmonic coefficients  $Q_l^m$  with each real part and imaginary part between  $-1$  and  $+1$ . After a backward and forward transform (with orthonormal spherical

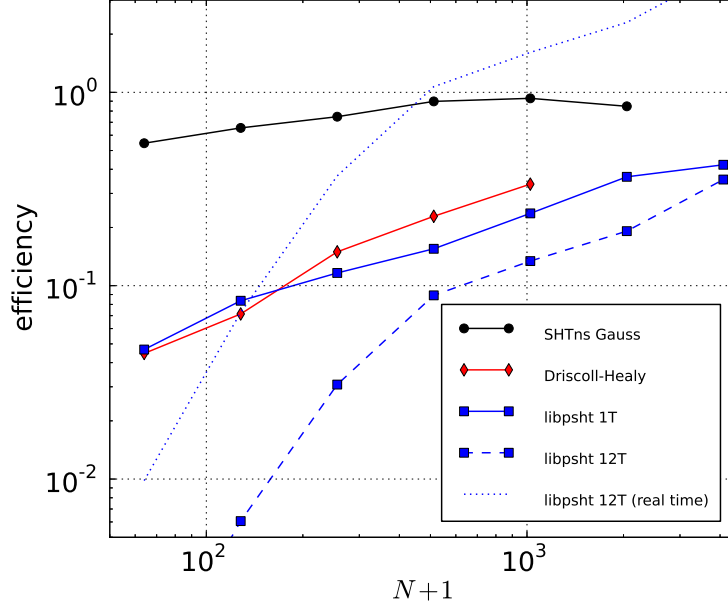


Figure 3: Efficiency  $(N + 1)^3/(2tfp)$  of the implementations from table 1, where  $t$  is the execution time,  $p$  the number of parallel threads and  $f$  the frequency of the Xeon X5650 CPU (2.67GHz) with 12 cores.

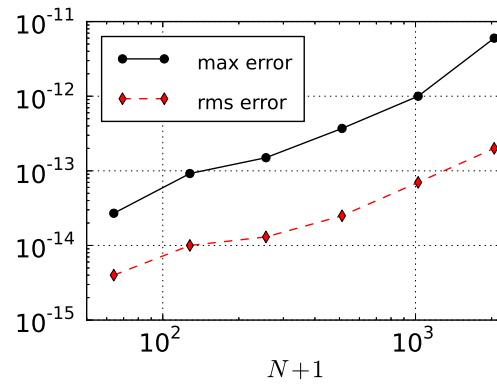


Figure 4: Accuracy of the on-the-fly Gauss-Legendre algorithm with the default polar optimization.

harmonics), we compare the resulting coefficients  $R_l^m$  with the originals  $Q_l^m$ . We use two different error measurements: the maximum error is defined as

$$\epsilon_{max} = \max_{l,m} |R_l^m - Q_l^m|$$

while the root mean square (rms) error is defined as

$$\epsilon_{rms} = \sqrt{\frac{2}{(N+1)(N+2)} \sum_{l,m} |R_l^m - Q_l^m|^2}$$

The error measurements for our on-the-fly Gauss-Legendre implementation with the default polar optimization and for various truncation degree  $N$  are shown on figure 4.

#### 4. Conclusion and perspectives

Despite the many fast spherical transform algorithms published, the few with a publicly available implementation are far from the performance of a carefully written Gauss-Legendre algorithm, as implemented in the **SHTns** library, even for quite large truncation ( $N = 1023$ ). Explicitly vectorized on-the-fly algorithm seem to be able to unleash the computing power of nowadays and future computers, without suffering too much of memory bandwidth limitations. Such kind of algorithm, that uses more computing resources but less memory bandwidth, should also be efficient on GPU machines, and future work will involve an **OpenCL** implementation. Finally, by choosing at runtime the fastest available SHT algorithm, the **SHTns** library will most certainly deliver the fastest spherical transform to your platform. The versatile truncation, the various normalization conventions supported, as well as the scalar and vector transform routines available for C/C++, Fortran or Python, should suit most of the current and future needs in high performance computing.

#### References

#### References

- [1] Brun, A., Rempel, M., Apr. 2009. Large scale flows in the solar convection zone. *Space Science Reviews* 144 (1), 151–173.  
URL <http://dx.doi.org/10.1007/s11214-008-9454-9>
- [2] Christensen, U. R., Aubert, J., Cardin, P., Dormy, E., Gibbons, S., Glatzmaier, G. A., Grote, E., Honkura, Y., Jones, C., Kono, M., Matsushima, M., Sakuraba, A., Takahashi, F., Tilgner, A., Wicht, J., Zhang, K., Dec. 2001. A numerical dynamo benchmark. *Physics of The Earth and Planetary Interiors* 128 (1-4), 25–34.  
URL [http://dx.doi.org/10.1016/S0031-9201\(01\)00275-8](http://dx.doi.org/10.1016/S0031-9201(01)00275-8)
- [3] Dickson, N. G., Karimi, K., Hamze, F., Jun. 2011. Importance of explicit vectorization for CPU and GPU software performance. *Journal of Computational Physics* 230 (13), 5383–5398.  
URL <http://dx.doi.org/10.1016/j.jcp.2011.03.041>
- [4] Driscoll, J., Healy, D. M., June 1994. Computing fourier transforms and convolutions on the 2-sphere. *Advances in Applied Mathematics* 15 (2), 202–250.  
URL <http://dx.doi.org/10.1006/aama.1994.1008>
- [5] Frigo, M., Johnson, S. G., Feb. 2005. The design and implementation of FFTW3. *Proceedings of the IEEE* 93 (2), 216–231.  
URL <http://www.fftw.org/fftw-paper-ieee.pdf>
- [6] Healy, D. M., Rockmore, D. N., Kostelec, P. J., Moore, S., July 2003. Ffts for the 2-sphere-improvements and variations. *Journal of Fourier Analysis and Applications* 9 (4), 341–385.  
URL <http://dx.doi.org/10.1007/s00041-003-0018-9>
- [7] Mohlenkamp, M. J., 1999. A fast transform for spherical harmonics. *The Journal of Fourier Analysis and Applications* 5 (2/3).  
URL <http://www.springerlink.com/content/n01v8q03m5584253/>
- [8] Potts, D., Steidl, G., Tasche, M., Oct. 1998. Fast algorithms for discrete polynomial transforms. *Mathematics of Computation* 67, 1577–1590.  
URL <http://adsabs.harvard.edu/abs/1998MaCom...67.1577P>
- [9] Reinecke, M., Feb. 2011. Libsht – algorithms for efficient spherical harmonic transforms. *Astronomy & Astrophysics* 526, A108+.  
URL <http://arxiv.org/abs/1010.2084>



- [10] Sakuraba, A., Feb. 1999. Effect of the inner core on the numerical solution of the magnetohydrodynamic dynamo. *Physics of The Earth and Planetary Interiors* 111 (1-2), 105–121.  
URL [http://dx.doi.org/10.1016/S0031-9201\(98\)00150-2](http://dx.doi.org/10.1016/S0031-9201(98)00150-2)
- [11] Sakuraba, A., Roberts, P. H., Oct. 2009. Generation of a strong magnetic field using uniform heat flux at the surface of the core. *Nature Geoscience* 2 (11), 802–805.  
URL <http://dx.doi.org/10.1038/ngeo643>
- [12] Suda, R., Takami, M., 2002. A fast spherical harmonics transform algorithm. *Mathematics of Computation* 71 (238), 703–715.  
URL <http://dx.doi.org/10.1090/S0025-5718-01-01386-2>
- [13] Temme, N. M., Aug. 2011. Gauss quadrature. In: *Digital Library of Mathematical Functions (DLMF)*. National Institute of Standards and Technology (NIST), Ch. 3.5(v).  
URL <http://dlmf.nist.gov/3.5.v>
- [14] Tygert, M., Jan. 2008. Fast algorithms for spherical harmonic expansions, II. *Journal of Computational Physics* 227 (8), 4260–4279.  
URL <http://dx.doi.org/10.1016/j.jcp.2007.12.019>
- [15] Wicht, J., Tilgner, A., May 2010. Theory and modeling of planetary dynamos. *Space Science Reviews* 152 (1), 501–542.  
URL <http://dx.doi.org/10.1007/s11214-010-9638-y>