

Decomposition of orthogonal matrix and synthesis of two-qubit and three-qubit orthogonal gates

Hai-Rui Wei,^{1,2} Yao-Min Di^{1,*}

¹*School of Physics & Electronic Engineering, Xuzhou Normal University, Xuzhou 221116, China*

²*Department of Physics, Beijing Normal University, Beijing 100875, China*

The decomposition of matrices associated to two-qubit and three-qubit orthogonal gates is studied, and based on the decomposition the synthesis of these gates is investigated. The optimal synthesis of general two-qubit orthogonal gate is obtained. For two-qubit unimodular orthogonal gate, it requires at most 2 CNOT gates and 6 one-qubit R_y gates. For the general three-qubit unimodular orthogonal gate, it can be synthesized by 16 CNOT gates and 36 one-qubit R_y and R_z gates in the worst case.

PACS numbers: 03.67.Lx, 03.65.Fd

I. INTRODUCTION

In quantum computing, the algorithms are commonly described by the quantum circuit model [1]. The building blocks of quantum circuits are quantum gates, i.e., unitary transformations acting on a set of qubits. In 1995, Barenco et al showed that any qubit quantum circuit can be decomposed into a sequence of one-qubit gates and CNOT gates [2]. The process of constructing quantum circuits by these elementary gates is called synthesis by some authors. The complexity of quantum circuit can be measured in terms of the number of CNOT and one-qubit elementary gates required. Achieving gate arrays of less complexity is crucial not only because it reduces resource, but it also reduces errors.

Decomposition of matrix plays very important role to synthesize and optimize quantum gates. Based on Cartan decomposition [3, 4], the synthesis, optimization and “small circuit” structure of two-qubit gate are well solved [5–9]. To implement the general two-qubit gate, it requires at most 3 CNOT gates and 15 elementary one-qubit gates from the family $\{R_y, R_z\}$ [7, 8].

Unfortunately, the aforementioned optimal synthesis of most general two-qubit quantum gates have not yet led to similarly tight results for three-qubit gates. Based on one of Cartan decompositions for multi-qubit system, Khaneja-Glaser decomposition (KGD) [4], Vatan and Williams get the result that a general three-qubit quantum gate can be synthesized using at most 40 CNOT gates and 98 one-qubit R_y and R_z gates [10]. Using the modified KGD, the results have been improved in [11], that is it requires at most 26 CNOT gates and 73 one-qubit R_y and R_z gates. Now the best known result is based on quantum Shannon decomposition (QSD) [12] proposed by Shende, Bullock and Markov, it requires at most 20 CNOT gates. According to the result of multi-qubit case, the best known theoretical lower bound on CNOT gate cost for general three-qubit gates is 14 [8]. However, no circuit construction yielding these numbers of CNOT gates has been presented in the literature.

The orthogonal gate is an important class of gate, the matrix corresponding to the gate is orthogonal. For example, classical reversible logic circuits have a long history [13] and are a necessary subclass whose realization is required for any quantum computer to be universal. The matrix elements of them are all real, so they are orthogonal. Utilizing the basic property of magic basis, in 2004, Vatan and Williams investigated the synthesis of two-qubit orthogonal gate in [7]. The result is that the synthesis of the unimodular orthogonal gate requires at most 2 CNOT gates and 12 elementary one-qubit gates. As for the non-unimodular orthogonal gate, that is its matrix determinant is equal to minus one, it requires at most 3 CNOT gates and 12 elementary one-qubit gates [7]. The number of the one-qubit gates required can still be reduced further. Moreover, no articles discuss the synthesis of general orthogonal three-qubit quantum gates yet.

In this work, we devote to investigating the synthesis of two-qubit and three-qubit orthogonal gates. For this purpose, we study the Cartan decomposition of matrix for these gates first. Based on the particular decompositions, the two kinds of synthesis are obtained. For two-qubit unimodular orthogonal gate, it requires at most 2 CNOT gates and 6 one-qubit R_y gates, beating an earlier bound of 2 CNOT gates and 12 one-qubit elementary gates. The numbers required for one-qubit gate and CNOT gate are all reach the lower bound. For three-qubit unimodular orthogonal gate, it can be synthesized by 16 CNOT gates and 36 one-qubit R_y and R_z gates in the worst case.

* Email address: yaomindi@sina.com

This paper is organized as follows. The concept of Cartan decomposition and its application in quantum information science (QIS) are briefly introduced in Section II. Based on a kind of Cartan decomposition of special orthogonal group $SO(4)$, we provide an optimal synthesis of general two-qubit orthogonal gate in Section III. The decomposition of the $SO(8)$ group associated to three-qubit unimodular orthogonal gate is investigated in Section IV. The synthesis of general three-qubit unimodular orthogonal gate is studied in Section V. It is first time to discuss the synthesis of this kind gate. A brief conclusion is made in Section VI.

II. CARTAN DECOMPOSITION AND ITS APPLICATION IN QIS

The Cartan decomposition of Lie group [3] depends on the decomposition of its Lie algebra. A Cartan decomposition of a real semisimple Lie algebra \mathfrak{g} is the decomposition

$$\mathfrak{g} = \mathfrak{l} \oplus \mathfrak{p}, \quad (1)$$

where \mathfrak{p} is the orthogonal complement of \mathfrak{l} with respect to the Killing form, \mathfrak{l} and \mathfrak{p} satisfy the commutation relations:

$$[\mathfrak{l}, \mathfrak{l}] \subseteq \mathfrak{l}, [\mathfrak{l}, \mathfrak{p}] \subseteq \mathfrak{p}, [\mathfrak{p}, \mathfrak{p}] \subseteq \mathfrak{l}. \quad (2)$$

\mathfrak{l} is a Lie subalgebra of \mathfrak{g} . A maximal Abelian subalgebra contained in \mathfrak{p} is called a Cartan subalgebra of the pair $(\mathfrak{g}, \mathfrak{l})$ denoted as \mathfrak{a} . Then using the relation between Lie group and Lie algebra, every element X of the Lie group G can be written as

$$X = K_1 A K_2, \quad (3)$$

where $G = e^{\mathfrak{g}}$, $K_1, K_2 \in e^{\mathfrak{l}}$ and $A \in e^{\mathfrak{a}}$.

There are many kinds of Cartan decomposition for semisimple Lie groups. Now the main application in quantum information science is the decomposition of $SU(2^n)$ group for multi-qubit system, i.e. Khaneja-Glaser Decomposition (KGD) [4]. Moreover there are some other decompositions, such as Concurrence Canonical Decomposition (CCD) [14, 15] which is a decomposition of $SU(2^n)$ group too, the Odd-Even Decomposition (OED) [16], which is a generalization of CCD to more general multipartite quantum system case. Some kinds of Cartan decomposition for a bipartite high dimension quantum system were discussed in [17–19]. These Cartan decompositions have been applied in the synthesis and implementation of quantum logic gates [10, 11, 20, 21], the entanglement of multipartite quantum systems [14, 15], etc. But we need to find new suitable algebraic structures of Cartan decomposition to meet the purpose here.

III. OPTIMAL SYNTHESIS OF GENERAL TWO-QUBIT ORTHOGONAL GATES

We now consider the decomposition of 4 dimensional special orthogonal group $SO(4)$ associated to the two-qubit unimodular orthogonal gate. Difference from that in [7], the $\mathfrak{so}(4)$ Lie algebra is constructed as

$$\mathfrak{so}(4) := \text{span}\{iI \otimes \sigma_y, i\sigma_y \otimes I, i\sigma_x \otimes \sigma_y, i\sigma_y \otimes \sigma_x, i\sigma_z \otimes \sigma_y, i\sigma_y \otimes \sigma_z\}, \quad (4)$$

in which each basis vector involves a σ_y matrix. A kind of Cartan decomposition of $\mathfrak{so}(4)$ algebra is that

$$\mathfrak{so}(4) = \mathfrak{l} \oplus \mathfrak{p}, \quad (5)$$

with

$$\mathfrak{l} := \text{span}\{iI \otimes \sigma_y, i\sigma_y \otimes I\}, \quad (6)$$

$$\mathfrak{p} := \text{span}\{i\sigma_x \otimes \sigma_y, i\sigma_y \otimes \sigma_x, i\sigma_z \otimes \sigma_y, i\sigma_y \otimes \sigma_z\}. \quad (7)$$

where \mathfrak{l} is a Lie subalgebra and $\mathfrak{p} = \mathfrak{l}^\perp$. Its Cartan subalgebra is

$$\mathfrak{a} := \text{span}\{i\sigma_x \otimes \sigma_y, i\sigma_y \otimes \sigma_z\}. \quad (8)$$

Utilizing the relation between Lie group and Lie algebra, the Cartan decomposition of Lie group $SO(4)$ can be obtained. For every element $X \in SO(4)$, we have

$$X = K_1 A K_2, \quad (9)$$

where $K_1, K_2 \in \text{SO}(2) \otimes \text{SO}(2)$, and A is a two-qubit operation of the form

$$A(a, b) = \exp(-i(a\sigma_x \otimes \sigma_y + b\sigma_y \otimes \sigma_z)), \quad (10)$$

where $a, b \in \mathbb{R}$.

The $A(a, b)$ can be represented by the synthesis of elementary gates as

$$A = C_2^1 \cdot R_y^{(1)}(b) \cdot R_y^{(2)}(a) \cdot C_2^1. \quad (11)$$

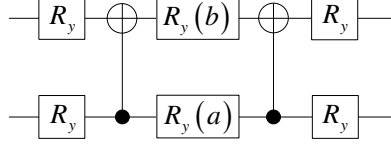


FIG. 1: A circuit for computing the general two-qubit unimodular orthogonal gate.

Here and afterwards C_j^i denotes the CNOT gate that control on the j -th qubit and target on the i -th qubit, and $R_\alpha^{(i)}(a) = \exp(-ia\sigma_\alpha)$ ($\alpha \in x, y, z$) is an elementary one-qubit gate acting on the i -th qubit. Combining Eqs.(9), (10) and (11), we can get the synthesis of general two-qubit orthogonal gate as in Fig.1, it requires at most 2 CNOT gates and 6 one-qubit R_y gates. As for the non-unimodular orthogonal gate (the determinant is equal to minus one), it requires at most 3 CNOT gates and 6 one-qubit R_y gates. The 2 CNOT gates is optimal for CNOT gate cost of two-qubit orthogonal gate, and it has been proved in [9]. Since a $\text{SO}(4)$ matrix has 6 independent parameters, it needs at least 6 elementary one-qubit gates to load them. So the synthesis of general two-qubit orthogonal gate here is optimal both for CNOT gates and elementary one-qubit gates.

IV. DECOMPOSITION OF GENERAL THREE-QUBIT UNIMODULAR ORTHOGONAL GATE

The matrices of any general three-qubit unimodular orthogonal gate are elements of special orthogonal group $\text{SO}(8)$. We construct the $\text{so}(8)$ Lie algebra first. Taking **AI** type of Cartan decomposition [3] on $\mathfrak{u}(4)$ and $\mathfrak{u}(2)$ Lie algebra,

$$\mathfrak{u}(4) = i\sigma^{(1)} \oplus iS^{(1)}, \quad (12)$$

$$\mathfrak{u}(2) = i\sigma^{(2)} \oplus iS^{(2)}, \quad (13)$$

with

$$i\sigma^{(1)} := \text{span}\{iI \otimes \sigma_x, iI \otimes \sigma_y, iI \otimes \sigma_z, i\sigma_x \otimes I, i\sigma_y \otimes I, i\sigma_z \otimes I\}, \quad (14)$$

$$iS^{(1)} := \text{span}\{i\sigma_{x,y,z} \otimes \sigma_{x,y,z}, iI\}, \quad (15)$$

$$i\sigma^{(2)} := \text{span}\{i\sigma_y\}, \quad iS^{(2)} := \text{span}\{i\sigma_x, i\sigma_z, iI\}. \quad (16)$$

A set of basis for a Lie algebra is given by 28 tensor products of the form

$$F := i\sigma^{(1)} \otimes S^{(2)} \text{ and } iS^{(1)} \otimes \sigma^{(2)}. \quad (17)$$

Using the transformation matrix in [22, 23]:

$$\mathcal{M} = \frac{1}{\sqrt{2}} \begin{pmatrix} 1 & i & 0 & 0 \\ 0 & 0 & i & 1 \\ 0 & 0 & i & -1 \\ 1 & -i & 0 & 0 \end{pmatrix} \otimes I_2, \quad (18)$$

the $\mathfrak{so}(8)$ Lie algebra can be obtained by $\mathcal{M}^\dagger \cdot \text{span}\{F\} \cdot \mathcal{M}$. So the Lie algebra $\mathfrak{g} := \text{span}\{F\}$ is isomorphic to $\mathfrak{so}(8)$, and the basis in Eq.(18) can be called as magic basis of $\mathfrak{so}(8)$ algebra.

Then we take Cartan decomposition of the Lie algebra \mathfrak{g} as Eq.(1), with

$$\mathfrak{l} := \text{span}\{iI \otimes \sigma_{x,y,z} \otimes I, i\sigma_{x,y,z} \otimes I \otimes I, iI \otimes \sigma_{x,y,z} \otimes \sigma_z, i\sigma_{x,y,z} \otimes I \otimes \sigma_z\}, \quad (19)$$

$$\mathfrak{p} := \text{span}\{iI \otimes \sigma_{x,y,z} \otimes \sigma_x, i\sigma_{x,y,z} \otimes I \otimes \sigma_x, iI \otimes I \otimes \sigma_y, i\sigma_{x,y,z} \otimes \sigma_{x,y,z} \otimes \sigma_y\}. \quad (20)$$

The \mathfrak{l} is isomorphic to $\mathfrak{so}(4) \oplus \mathfrak{so}(4)$. The Cartan subalgebra of the pair $(\mathfrak{g}, \mathfrak{l})$ can be chosen as

$$\mathfrak{a} := \text{span}\{i\sigma_x \otimes \sigma_x \otimes \sigma_y, i\sigma_y \otimes \sigma_y \otimes \sigma_y, i\sigma_z \otimes \sigma_z \otimes \sigma_y, iI \otimes I \otimes \sigma_y\}. \quad (21)$$

Using the formula

$$[A \otimes B, C \otimes D] = \frac{1}{2} (\{A, C\} \otimes [B, D] + [A, C] \otimes \{B, D\}), \quad (22)$$

it is easy to verify that the \mathfrak{l} and \mathfrak{p} in Eqs.(19, 20) satisfy the conditions of the Cartan decomposition in Eq.(2).

Lie subalgebra \mathfrak{l} could be decomposed further

$$\mathfrak{l} = \mathfrak{l}^{(1)} \oplus \mathfrak{p}^{(1)}, \quad (23)$$

with

$$\mathfrak{l}^{(1)} := \text{span}\{iI \otimes \sigma_{x,y,z} \otimes I, i\sigma_{x,y,z} \otimes I \otimes I\}, \quad (24)$$

$$\mathfrak{p}^{(1)} := \text{span}\{iI \otimes \sigma_{x,y,z} \otimes \sigma_z, i\sigma_{x,y,z} \otimes I \otimes \sigma_z\}. \quad (25)$$

The $\mathfrak{l}^{(1)}$ is isomorphic to $\mathfrak{so}(4)$. Its Cartan subalgebra can be chosen as

$$\mathfrak{a}^{(1)} := \text{span}\{iI \otimes \sigma_z \otimes \sigma_z, i\sigma_z \otimes I \otimes \sigma_z\}. \quad (26)$$

From the correspondence between Lie group and Lie algebra and the conjugative transformation, we get the Cartan decomposition of Lie group $\text{SO}(8)$: any element of the group can be decomposed as

$$X = \mathcal{M}^\dagger K_1 A_1^{(1)} K_2 A K_3 A_2^{(1)} K_4 \mathcal{M}. \quad (27)$$

Here $K_i \in \text{SU}(2) \otimes \text{SU}(2)$, A and $A_i^{(1)}$ are the Abelian subgroup associated to Cartan subalgebra \mathfrak{a} and $\mathfrak{a}^{(1)}$ respectively.

V. SYNTHESIS OF GENERAL THREE-QUBIT UNIMODULAR ORTHOGONAL GATE

Based on the discussion in Section IV, the decomposition of general three-qubit orthogonal gate is shown in Fig.2, where $R = R_z(\theta)R_y(\varphi)R_z(\psi) \in \text{SU}(2)$ and

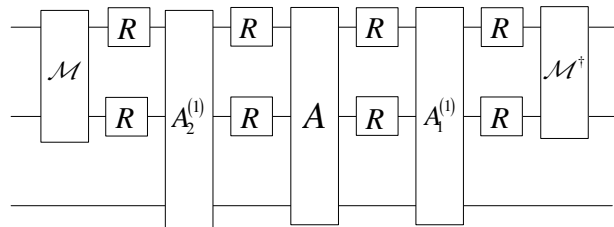
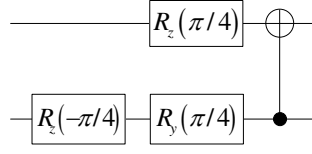


FIG. 2: Decomposition of the general three-qubit unimodular orthogonal gate, $R = R_z R_y R_z$.

$$A(a, b, c, d) = \exp\{-i(a\sigma_x \otimes \sigma_x \otimes \sigma_y + b\sigma_y \otimes \sigma_y \otimes \sigma_y + c\sigma_z \otimes \sigma_z \otimes \sigma_y + dI \otimes I \otimes \sigma_y)\}, \quad (28)$$

FIG. 3: A circuit for computing the magic matrix \mathcal{M} .

$$A^{(1)}(\alpha, \beta) = \exp \{-i(\alpha I \otimes \sigma_z \otimes \sigma_z + \beta \sigma_z \otimes I \otimes \sigma_z)\}. \quad (29)$$

The synthesis of transformation matrix \mathcal{M} is given in [7] shown in Fig.3, that is

$$\mathcal{M} = C_2^1 \cdot R_z^{(1)}\left(\frac{\pi}{4}\right) \cdot R_y^{(2)}\left(\frac{\pi}{4}\right) \cdot R_z^{(2)}\left(-\frac{\pi}{4}\right). \quad (30)$$

The A can be expressed as

$$A(a, b, c, d) = \mathcal{M} \cdot \tilde{A}(a, b, c) \cdot \mathcal{M}^\dagger \cdot R_y^{(3)}(d), \quad (31)$$

here

$$\begin{aligned} \tilde{A}(a, b, c) &= \exp\{-i(aI \otimes \sigma_z \otimes \sigma_y - b\sigma_z \otimes \sigma_z \otimes \sigma_y + c\sigma_z \otimes I \otimes \sigma_y)\} \\ &= \exp\left\{-i \begin{pmatrix} a-b+c & 0 & 0 & 0 \\ 0 & b-a+c & 0 & 0 \\ 0 & 0 & a+b-c & 0 \\ 0 & 0 & 0 & -a-b-c \end{pmatrix} \otimes \sigma_y\right\}. \end{aligned} \quad (32)$$

Since the Cartan subalgebra is commutative, we can break down the synthesis of $\tilde{A}(a, b, c)$ into the following operations:

$$\tilde{A}_1(a) = \exp\{-iaI \otimes \sigma_z \otimes \sigma_y\}, \quad (33)$$

$$\tilde{A}_2(-b) = \exp\{ib\sigma_z \otimes \sigma_z \otimes \sigma_y\}, \quad (34)$$

$$\tilde{A}_3(c) = \exp\{-ic\sigma_z \otimes I \otimes \sigma_y\}. \quad (35)$$

And we have

$$\tilde{A}_1(a) = C_2^3 \cdot R_y^{(3)}(a) \cdot C_2^3, \quad (36)$$

$$\tilde{A}_2(-b) = C_1^3 \cdot C_2^3 \cdot R_y^{(3)}(-b) \cdot C_2^3 \cdot C_1^3, \quad (37)$$

$$\tilde{A}_3(c) = C_1^3 \cdot R_y^{(3)}(c) \cdot C_1^3. \quad (38)$$

By putting Eqs.(36), (37) and (38) together, we get

$$\tilde{A}(a, b, c) = C_2^3 \cdot R_y^{(3)}(a) \cdot C_1^3 \cdot R_y^{(3)}(-b) \cdot C_2^3 \cdot R_y^{(3)}(c) \cdot C_1^3. \quad (39)$$

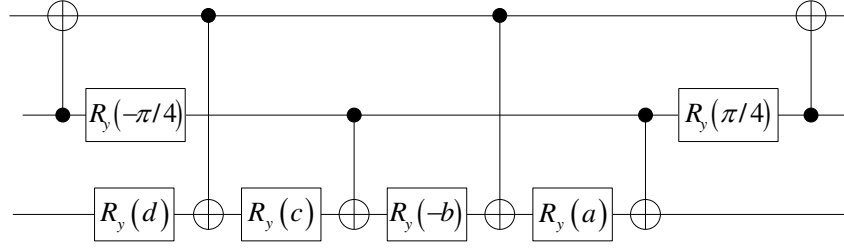
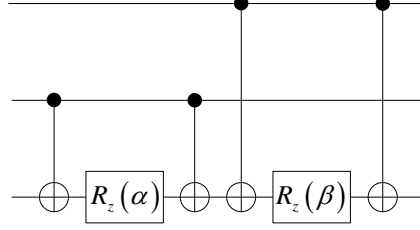
Here the identity $C_1^3 \cdot C_2^3 = C_2^3 \cdot C_1^3$ is used. Combining Eqs.(30), (31) and (39), we have

$$\begin{aligned} A(a, b, c, d) &= C_2^1 \cdot R_y^{(2)}\left(\frac{\pi}{4}\right) \cdot C_2^3 \cdot R_y^{(3)}(a) \cdot C_1^3 \cdot R_y^{(3)}(-b) \cdot \\ &\quad C_2^3 \cdot R_y^{(3)}(c) \cdot C_1^3 \cdot R_y^{(2)}\left(-\frac{\pi}{4}\right) \cdot C_2^1 \cdot R_y^{(3)}(d). \end{aligned} \quad (40)$$

and its circuit shown in Fig.4. Since R_z gates commute with the control qubit of the CNOT gate, here the R_z gates in \mathcal{M} and \mathcal{M}^\dagger are canceled. The synthesis of $A^{(1)}$ is shown in Fig.5, that is

$$A^{(1)}(\alpha, \beta) = C_1^3 \cdot R_z^{(3)}(\beta) \cdot C_1^3 \cdot C_2^3 \cdot R_z^{(3)}(\alpha) \cdot C_2^3. \quad (41)$$

Putting all these pieces together, we get that 16 CNOT gates and 36 one-qubit R_y and R_z gates at most are sufficient to synthesize general three-qubit orthogonal gate. For the same reason mentioned above, the two R_z gates acting on same qubit neighbored $A^{(2)}$ have been combined to one. Here, each \mathcal{M} requires 1 CNOT gates and 3 one-qubit R_y and R_z gates, A requires 6 CNOT gates and 6 one-qubit R_y gates, each $A^{(1)}$ requires 4 CNOT gates and 2 one-qubit R_y and R_z gates, and 8 R gates require 20 one-qubit R_y and R_z gates.

FIG. 4: A circuit for computing the unitary operation A .FIG. 5: A circuit for computing the unitary operation $A^{(1)}$.

VI. CONCLUSIONS

Based on the decomposition of matrices, the synthesis of two-qubit and three-qubit orthogonal gates is investigated. For two-qubit orthogonal gate, we get optimal result, which requires at most 2 CNOT gates and 6 one-qubit R_y gates, beating an earlier bound of 2 CNOT gates and 12 one-qubit gates. For the three-qubit unimodular orthogonal gate, it requires 16 CNOT gates and 36 one-qubit gates from the family $\{R_y, R_z\}$ in the worst case. There are abundant algebraic structures for matrix decomposition of three-qubit orthogonal gate. We have many ways to investigate the synthesis of general three-qubit orthogonal gate. The result given here is the best one we have got, although we can not affirm that is optimal yet. The synthesis of general three-qubit gate has been studied in some literatures [10–12], the orthogonal gate is an important class of gate of them. So the work here is essentially on the “small circuit” issue of three-qubit gates, which is first investigated in this paper. Different from two-qubit gate, how to get optimal quantum circuit for general three-qubit gate has not been well solved and is worthy studying further.

ACKNOWLEDGEMENTS

The work was supported by the Project of Natural Science Foundation of Jiangsu Education Bureau, China(Grant No.09KJB140010).

-
- [1] M. A. Nielsen and I. L. Chuang (2000), *Quantum Computation and Quantum Information*, Cambridge University Press, (Cambridge).
 - [2] A. Barenco, C. H. Bennett, R. Cleve, D. P. DiVincenzo, N. Margolus, P. Shor, T. Sleator, J. A. Smolin, and H. Weinfurter (1995), *Elementary gates for quantum computation*, Phys. Rev. A, 52, pp. 3457-3467.
 - [3] S. Helgason (1978), *Differential Geometry, Lie Groups and Symmetric Spaces*, Academic Press (New York).
 - [4] N. Khaneja and S. J. Glaser (2001), *Cartan decomposition of $SU(2^n)$ and control of spin systems*, Chem. Phys., 267, pp. 11-23.
 - [5] M. Y. Ye, Y. S. Zhang and G. C. Guo (2008), *Quantum entanglement and quantum operation*, Sci. Chin. G Phys. Mech. Astron., 51, pp. 14-21.
 - [6] G. Vidal and C. M. Dawson (2004), *Universal quantum circuit for two-qubit transformations with three controlled-NOT gates*, Phys. Rev. A, 69, pp. 010301(1-4).
 - [7] F. Vatan and C. Williams (2004), *Optimal quantum circuits for general two-qubit gates*, Phys. Rev. A, 69, pp. 032315(1-5).

- [8] V. V. Shende, I. L. Markov, and S. S. Bullock (2004), *Minimal universal two-qubit controlled-NOT-based circuits*, Phys. Rev. A, 69, pp. 062321(1-8).
- [9] V. V. Shende, S. S. Bullock, and I. L. Markov (2004), *Recognizing small-circuit structure in two-qubit operators*, Phys. Rev. A, 70, pp. 012310(1-5).
- [10] F. Vatan and C. P. Williams (2004), *Realization of a general three-qubit quantum gate*, quant-ph/0401178.
- [11] H. R. Wei, Y. M. Di, and J. Zhang (2008), *Modified Khaneja-Glaser decomposition and realization of three-qubit quantum gate*, Chin. Phys. Lett., 25, pp. 3107-3110.
- [12] V. V. Shende, S. S. Bullock, and I. L. Markov (2006), *Synthesis of quantum logic circuits*, IEEE. Trans. on C. A. D., 25, pp. 1000-1010.
- [13] E. Fredkin and T. Toffoli (1982), *Conservative logic*, Inter. J. Theor. Phys., 21, pp. 219-253.
- [14] S. S. Bullock and G. K. Brennen (2004), *Canonical decompositions of n-qubit quantum computations and concurrence*, J. Math. Phys., 45, pp. 2447(1-21).
- [15] S. S. Bullock, G. K. Brennen, and D. P. O'Leary (2005), *Time reversal and n-qubit canonical decompositions*, J. Phys. A: Math. Theor., 46, pp. 062104(1-19).
- [16] D. D'Alessandro and F. Albertini (2007), *Quantum symmetries and Cartan decomposition in arbitrary dimensions*, J. Phys. A: Math. Theor., 40, pp. 2439-2454.
- [17] D. D'Alessandro and R. Romano (2006), *Decompositions of unitary evolutions and entanglement dynamics of bipartite quantum systems*, J. Math. Phys., 47, pp. 082109(1-13).
- [18] Y. M. Di, J. Zhang, and H. R. Wei (2008), *Cartan decomposition of a two-qutrit gate*, Sci. Chin. G: Phys. Mech. Astron., 51, pp. 1668-1676.
- [19] Y. M. Di, Y. Wang, and H. R. Wei (2010), *Dipole-quadrupole decomposition of two coupled spin 1 systems*, J. Phys. A: Math. Theor., 43, pp. 065303(1-9).
- [20] J. Zhang, Y. M. Di, and H. R. Wei (2009), *Realization of two-qutrit quantum gates with control pulses*, Commun. Thero. Phys., 51, pp. 653-658.
- [21] H. R. Wei, Y. M. Di, and Y. Wang (2010), *Synthesis of some three-qubit gates and their implementation in a three spins system coupled with Ising interaction*, Sci. Chin. G: Phys. Mech. Astron., 53, pp. 664-671.
- [22] C. H. Bennett, D. P. DiVincenzo, J. A. Smolin, and W. K. Wootters (1996), *Mixed-state entanglement and quantum error correction*, Phys. Rev. A, 54, pp. 3824-3851.
- [23] S. Hill and W. K. Wootters (1997), *Entanglement of a pair of quantum bits*, Phys. Rev. Lett., 78, pp. 5022-5025.