

Thermo-magneto coupling in a dipole plasma

Z. Yoshida, Y. Yano, J. Morikawa, and H. Saitoh

Graduate School of Frontier Sciences, The University of Tokyo, Kashiwa, Chiba 277-8561, Japan.

(Dated: August 5, 2018)

On a dipole plasma, we observe the generation of magnetic moment, as the movement of the levitating magnet-plasma compound, in response to electron-cyclotron heating and the increase of β (magnetically-confined thermal energy). We formulate a thermodynamic model with interpreting heating as injection of microscopic magnetic moment; the corresponding chemical potential is the ambient magnetic field.

PACS numbers:

The RT-1 device confines a high-temperature (electron temperature $T_e \sim 10$ keV) plasma in a dipole magnetic field that is generated by a levitating superconducting magnet [1–4]; see Fig. 1. When a high-beta (local $\beta \sim 0.7$) plasma is produced, we observe an appreciable amplitude of vertical motion of the levitating magnet-plasma compound, while the magnet position is regulated by a feedback control system [5]. Interpreting this phenomenon from thermodynamic view point, we will delineate an interesting property of magnetized plasmas.

Let us start by analyzing mechanics. We denote by z the vertical displacement of the magnet from the equilibrium position (we use r - θ - z cylindrical coordinates). From the time-series data of the coil position and the controlled current (I_L) in the lifting coil, we can estimate the change of forces acting on the levitating magnet-plasma compound: denoting by M ($= 112$ kg) the mass of the magnet (the mass of the plasma is ignorable), the equation of motion in the vertical direction can

be written as

$$M \frac{d^2 z}{dt^2} = F_m - Mg. \quad (1)$$

On the right-hand side, Mg is the gravity and F_m is the magnetic force in the vertical direction:

$$F_m := \int e_z \cdot (\mathbf{J} \times \mathbf{B}_L) d^3x \approx -2\pi R I B_{L,r}, \quad (2)$$

where \mathbf{B}_L is the magnetic field applied by the lifting magnet ($B_{L,r}$ is its radial component), \mathbf{J} is the current density in the magnet-plasma compound, and I is the total current in θ -direction. Here we have approximated \mathbf{J} by a ring current of radius R . Invoking the conventional magnetic moment $\mathcal{M} = \pi R^2 I$, we may write (using $\nabla \cdot \mathbf{B} = r^{-1} \partial(r B_r) / \partial r + \partial B_z / \partial z = 0$ and $\partial B_r / \partial r \approx B_r / r$)

$$F_m = -2\mathcal{M} \frac{B_{L,r}}{r} = \mathcal{M} \frac{\partial B_{L,z}}{\partial z}. \quad (3)$$

We define \mathcal{M} to be positive and $B_{L,r}$ to be negative ($B_{L,z}$ and $\partial B_{L,z} / \partial z$ to be positive), and then, F_m is positive (upward). We denote

$$\mathcal{G} := \frac{\partial B_{L,z}}{\partial z} \quad (4)$$

to write $F_m = \mathcal{M}\mathcal{G}$. At the equilibrium point ($z = 0$), we define $\mathcal{M} = \mathcal{M}_0$ and $\mathcal{G} = \mathcal{G}_0$. The equilibrium condition reads as $\mathcal{M}_0 \mathcal{G}_0 = Mg$.

While (3) is derived for the conventional magnetic moment of a loop current, we may use it to “define” the total magnetic moment of the magnet-plasma system. In what follows, we evaluate \mathcal{G} at the barycenter of the levitating magnet, and define $\mathcal{M} := F_m / \mathcal{G}$ by the total magnetic force F_m on the levitating magnet-plasma compound. Linearizing (1) in the neighborhood of the equilibrium point ($z = 0$, $\mathcal{G} = \mathcal{G}_0$ and $\mathcal{M} = \mathcal{M}_0$), we obtain

$$M \frac{d^2 z}{dt^2} = \mathcal{M}_0 \frac{\partial \mathcal{G}}{\partial z} z + \mathcal{M}_0 \frac{\partial \mathcal{G}}{\partial I_L} dI_L + \mathcal{G}_0 d\mathcal{M}, \quad (5)$$

where $(\partial \mathcal{G} / \partial I_L) dI_L$ represents the variation of \mathcal{G} due to a perturbation dI_L in the lifting magnet (we define the sign of I_L so that $dI_L > 0$ increases $B_{L,z}$ and \mathcal{G}) [?]. The inertial force on the left-hand-side of (5) can be estimated by the time-series data of the coil position. Evaluating the first and second

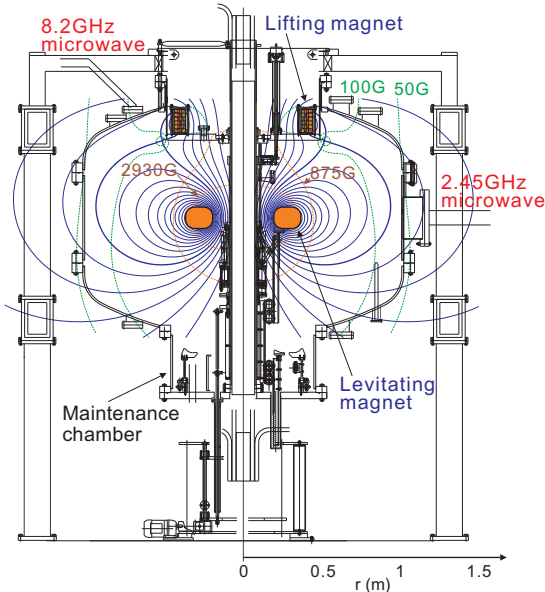


FIG. 1: Schematic drawing of the RT-1 device. A dipole magnetic field is produced by the levitating superconducting magnet. The field strength in the confinement region varies from 0.5 T to 0.01 T. Plasma is produced and heated by ECH (8.25 GHz, 25 kW, and 2.45GHz, 20 kW systems).

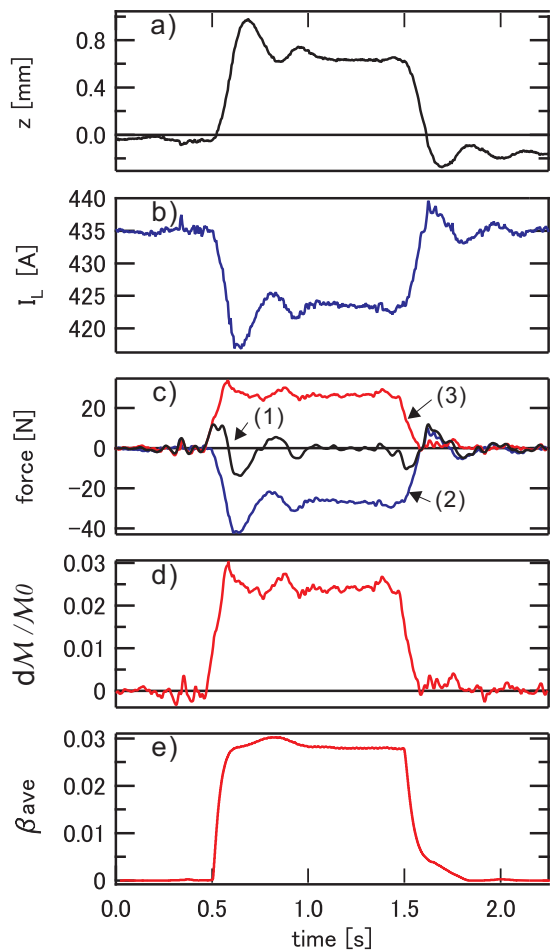


FIG. 2: Typical waveforms of (a) the vertical plasma position z (measured by laser position sensors), (b) the lifting-magnet current I_L (feedback controlled in response to the position signal), (c) (1) the inertial force, (2) magnetic force by perturbed dI_L , and (3) the remaining term of (5) corresponding to the magnetic force by the perturbed magnetic moment dM , (d) the perturbed magnetic moment normalized by the magnetic moment M_0 of the superconducting magnet, and (e) the normalized plasma energy (β averaged over the plasma volume) estimated by diamagnetic signals. ECH is injected for $0.5 < t < 1.5$ s.

terms on the right-hand side of (5) by measured dz ($= z$) and dI_L , we obtain the remaining third term, by which we can derive dM .

We observe that the magnetic moment M increases as the plasma is heated; in Fig. 2 we compare the waveforms of the change in M and the volume-average β estimated by diamagnetic signals (for the detail of the measurement, see [4]). We may explain the increased magnetic moment in terms of the *diamagnetic current* driven by the plasma pressure. The unique structure of this device—a “levitating” confinement system—therefore provides us with a particular method of estimating the plasma pressure by measuring the mechanical motion of the magnet; in Fig. 3 we show an experimental relation between β and dM .

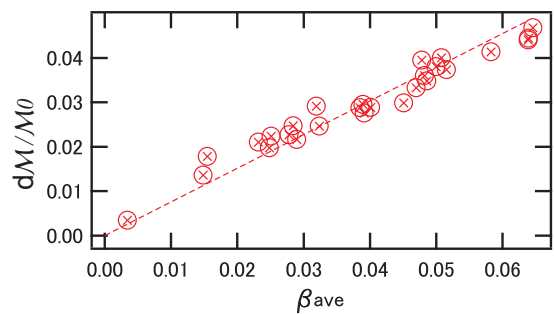


FIG. 3: Experimental relation between the plasma-volume-averaged β_{ave} (estimated by the diamagnetic signal) and the increment of the magnetic moment dM (normalized by the magnetic moment M_0 of the superconducting magnet). The experimental scaling (dotted line) shows $dM/M_0 = 0.75\beta_{ave}$.

The main theme of this brief communication, however, is not the practical application of the magnetic moment for measurement. Examining this phenomenon from a thermodynamic view point, we notice an interesting implication, and that is the subject of present practice. Injecting electron cyclotron heating (ECH) power, we increase the internal (thermal) energy of the plasma (electrons). In the language of thermodynamics, giving a heat δQ causes a change dU of the internal energy U (here we denote a general variation by δX , while a variation of a state variable Y is written as dY); the energy U is the combination of the thermal, mechanical, gravitational and electromagnetic energies, and δQ , in general, may cause variations in every component of the energy, resulting in changes in macroscopic quantities including those mechanical (vertical velocity), gravitational (vertical position), and electromagnetic (magnetic moment). Writing the first law as

$$dU = \delta W + \delta Q, \quad (6)$$

the term δW represents whole such contributions from macroscopic quantities to the energy balance. In textbook thermodynamics, we often assume that $\delta W = -PdV$ with a pressure P and volume V , and then, the coupling of the thermodynamic energy and the macroscopic mechanical energy is only through compressible motion of fluid. Needless to say, possible processes are much more rich in a plasma.

As mentioned above, we observe that heating δQ causes a change in the magnetic moment M and subsequent changes in the vertical position and (feedback controlled) lifting-magnet current. To describe the “thermodynamics” of this system, we have to formulate the relations among δQ , dM , dI_L , and dz . Here we proffer a “grand-canonical model” to understand this thermo-magneto coupling. We do not intend to challenge the aforementioned elementary understanding in terms of the diamagnetic current. Instead, our new perspective will delineate an interesting property of a magnetized plasma in a more succinct picture.

The energy of a magnetic moment [6] is at the core of the first law connecting the plasma, the magnet, the heating system, and the lifting system. When an external magnetic field

B_L is applied, the magnetic moment \mathcal{M} has a *mechanical potential energy* [7]

$$V_m = -\mathcal{M}B_L, \quad (7)$$

where B_L is the average of $e_z \cdot B_L$ over the levitating magnet-plasma compound. As well known [8], the “total energy” of a magnetic moment, including the electric energies of the levitating and lifting currents, is $-V_m$, but we must use V_m to derive mechanical forces and corresponding works. Combining V_m with the gravitational energy $U_g = Mgz$ and the kinetic energy $U_k = p_z^2/(2M)$ ($p_z = Mdz/dt$ is the momentum), we obtain a *Hamiltonian*

$$H := U_k + U_g + V_m. \quad (8)$$

The corresponding Hamilton’s equation of motion reproduces (5). The explicit dependences of V_m on the parameters I_L and \mathcal{M} yield changes of H :

$$\frac{dH}{dt} = \frac{\partial H}{\partial t} = \frac{\partial V_m}{\partial I_L} \frac{dI_L}{dt} + \frac{\partial V_m}{\partial \mathcal{M}} \frac{d\mathcal{M}}{dt}. \quad (9)$$

As already remarked, V_m is not the right energy to be inserted into the first law; we have to add the electric energies in the levitating and lifting systems, which amounts $2\mathcal{M}B_L = -2V_m$ [8]. Hence, the magnetic moment acquires an energy, when put in an external magnetic field B_L ,

$$U_m = V_m + 2\mathcal{M}B_L = \mathcal{M}B_L = -V_m. \quad (10)$$

Notice the flip of the sign of energy. In addition to this *mutual energy*, the magnetic field of the total system (consisting of B_D that is produced by the dipole magnet-plasma compound and B_L that is produced by the lifting magnet) has also the *self-energy* U_s that may be written as [6]

$$\begin{aligned} U_s &= \frac{1}{2\mu_0} \int (B_D^2 + B_L^2) d^3x \\ &= \frac{1}{2} \mathcal{B}_D \mathcal{M} + \frac{1}{2\mu_0} \int B_L^2 d^3x, \end{aligned} \quad (11)$$

where \mathcal{B}_D is an average of $e_z \cdot B_D$.

Including the thermal energy U_t of the plasma, the total energy of the system is

$$U = U_k + U_g + U_m + U_s + U_t. \quad (12)$$

The first law, combined with the “mechanical law” (9), reads as

$$dU = \mathcal{M}dB_L + \mathcal{B}_L d\mathcal{M} + dU_s + dU_t. \quad (13)$$

We find that $\mathcal{M}dB_L = \mathcal{M}(dB_L/dI_L)dI_L$ contributes to the mechanical work dH (on the magnet-plasma subsystem) by $(\partial V_m/\partial I_L)dI_L = -[\mathcal{M}(\partial^2 B_L/\partial I_L \partial z)dI_L]dz$ (notice the flip of the sign). On the other hand, $d\mathcal{M}$ is “caused” by heating δQ , thus we may relate the term $\mathcal{B}_L d\mathcal{M}$ with δQ (the latter also includes energy loss).

To delineate the relation between $d\mathcal{M}$ and δQ , we invoke the microscopic magnetic moment $\mu = (m_e v_c^2)/(2B)$, where

B is the local magnetic field in the plasma region, m_e is the mass of an electron, and v_c is the velocity of cyclotron motion. The power of ECH, first of all, increases v_c^2 (and then, excites macroscopic processes). The perpendicular thermal energy $U_{t,\perp}$ is the sum of $B\mu_j$ over all particles (labeled by $j = 1, 2, \dots$). With an average magnetic field \mathcal{B} , we write

$$U_{t,\perp} := \sum_j B\mu_j = \mathcal{B} \sum_j \mu_j. \quad (14)$$

In view of (14), we may rephrase “heating” as injection of microscopic magnetic moments μ_j , and then, \mathcal{B} is an effective *chemical potential*.

To relate the microscopic magnetic moments μ_j with the macroscopic one \mathcal{M}_p (we denote by \mathcal{M}_p the plasma’s contribution to \mathcal{M}), we put

$$\mathcal{M}_p = \mathcal{D} \sum_j \mu_j \quad (15)$$

with a geometric factor \mathcal{D} , which we can estimate as follows. By the levitating magnets’s current I_0 and the length scale ℓ of poloidal magnetic field lines ($\ell \sim 2\pi a$ with a minor radius a), we estimate $\mathcal{B} = \mu_0 I_0/\ell$. Normalizing by $\mathcal{M}_0 = \pi R^2 I_0$, we obtain

$$\frac{\mathcal{M}_p}{\mathcal{M}_0} = \mathcal{D} \frac{U_{t,\perp}}{\pi R^2 \ell \mathcal{B}^2 / \mu_0} = \mathcal{D} \frac{V}{2\pi R^2 \ell} \beta_\perp, \quad (16)$$

where V is the volume of the plasma and $\beta_\perp := U_{t,\perp}/(V\mathcal{B}^2/2\mu_0)$ is the average beta ratio of the perpendicular plasma pressure. On the other hand, we estimate $\mathcal{M}_p = \pi R^2 I_p$, where I_p is the diamagnetic current induced by the perpendicular pressure P_\perp . Estimating $I_p = \ell P_\perp/\mathcal{B}$, we obtain

$$\frac{\mathcal{M}_p}{\mathcal{M}_0} = \frac{\beta_\perp}{2}. \quad (17)$$

Figure 3 shows a reasonable agreement. Comparing (16) and (17), we estimate $\mathcal{D} = \pi R^2 \ell/V \sim R/a$. Since the change of the superconductor’s current in response to dz , dI_L or $d\mathcal{M}_p$ is of second order, we may assume $d\mathcal{M} = d\mathcal{M}_p$.

Now we have a more explicit representation of the thermomagneto coupling processes included in the first law (13): denoting by $U_{t,\parallel}$ the remaining parallel component of the thermal energy U_t and by \mathcal{M}_L the coefficient such that $\int B_L^2 d^3x/\mu_0 = \mathcal{M}_L \mathcal{B}_L$,

$$\begin{aligned} dU &= \left(\mathcal{M} + \frac{\mathcal{M}_L}{2} \right) \frac{dB_L}{dI_L} dI_L \\ &+ \left(\mathcal{B}_L + \frac{\mathcal{B}_D}{2} + \frac{\mathcal{B}}{\mathcal{D}} \right) d\mathcal{M} \\ &+ dU_{t,\parallel} + \delta Q'. \end{aligned} \quad (18)$$

The first term on the right-hand side (induced by dI_L) is the process connected to the lifting magnet system. The second term (induced by $d\mathcal{M}$) is the “ECH heating” δQ_{ECH} (or, in our language, *injection of magnetic moments*); the component $(\mathcal{B}/\mathcal{D})d\mathcal{M}$ goes to the thermal energy $U_{t,\perp}$, while the other

components change macroscopic magnetic energies U_m and U_s , as well as mechanical energies U_k and U_g (through the mechanical potential energy $V_m = -U_m$), which we observe as the change of z . The remaining abstract terms $dU_{t,\parallel}$ (parallel energy change) and $\delta Q'$ (heat processes including thermal conduction, energy loss with particle transport, etc.) are not the direct subject of the present analysis.

We have made an attempt to understand and interpret the observed macroscopic thermo-magneto coupling in a dipole plasma produced on the RT-1 magnetospheric device. The most abstract thermodynamic first law (6) has been given a more concrete and dissected form (18) that elucidates the internal and external thermo-magneto processes; the conventional expression of ECH as heating δQ has been rewritten an injection of magnetic moment $d\mathcal{M}$, and its partition into different terms of energy has been specified.

What is rather nontrivial is that a magnetic moment \mathbf{m} is an axial vector (or, a pseudo-vector) having an odd parity; the \mathcal{M} is the z -component of \mathbf{m} (i.e. $\mathbf{m} = \mathcal{M}\mathbf{e}_z$), which can be regarded as a pseudo-scalar. Multiplying \mathbf{m} (\mathcal{M}) by the other axial vector \mathbf{B} (a pseudo-scalar \mathcal{B}), we obtain a scalar that can be related to an energy or some thermodynamic potential. Remember that the enthalpy $U + PV$ of a neutral fluid couples with a product $\nabla P \cdot \mathbf{u}$ of two vectors ∇P and \mathbf{u} (fluid velocity). Or, more simply, we write the work as PdV (or $-VdP$ for estimating enthalpy) with two scalars P and V . Relating the pressure P to the thermal energy by an equation of state, we can close a thermodynamic relation. To describe a thermodynamic model of a plasma, therefore, we have to find a relation between an axial vector (pseudo-scalar) and the

thermal energy—there must be an intrinsic mirror-symmetry breaking to make such a relation possible. We have proposed a “grand-canonical model” with a pseudo-scalar chemical potential (that is the ambient magnetic field introducing the symmetry breaking).

We end this brief communication with a comment to extend the scope of the paradigm of pseudo-scalar chemical potentials; different mechanisms of magnetic field (axial vector) generation can be related on a unified perspective. Remember that the *helicity* $K := \int \mathbf{A} \cdot \mathbf{B} d^3x$ is also a pseudo-scalar, which measures the twist, linking, and writhe of magnetic field lines [9]. A “helicity injection” into some thermodynamic (or turbulent) system may create a current with twisting magnetic field lines. This idea has been successfully demonstrated in plasma experiments [10–12]. In this case, we invoke a pseudo-scalar coefficient λ and define a magneto-hydrodynamic free energy as $F := \int B^2 d^3x/(2\mu_0) - \lambda K$. The minimizer of F gives an equilibrium magnetic field with a finite current (in this case, \mathbf{J} parallels \mathbf{B}) [13]. The λ (called Beltrami-parameter) can be interpreted as a pseudo-scalar chemical potential, and, introducing a grand-canonical ensemble of magnetic and flow fields, a Boltzmann distribution with a finite helicity can be formulated [14].

Acknowledgments

We acknowledge the support given by the RT-1 project members. This work was supported by the Grant-in-Aid for Scientific Research No. 23224014 from Japanese Ministry of Education, Science and Culture.

-
- [1] Z. Yoshida, Y. Ogawa, J. Morikawa, S. Watanabe, Y. Yano, S. Mizumaki, T. Tosaka, Y. Ohtani, A. Hayakawa, and M. Shibui, *Plasma Fusion Res.* **1**, 008 (2006).
- [2] J. Morikawa, Z. Yoshida, Y. Ogawa, S. Watanabe, Y. Yano, S. Mizumaki, T. Tosaka, Y. Ohtani and M. Shibui, *Fusion Engr. Design* **82**, 1437 (2007).
- [3] H. Saitoh, Z. Yoshida, J. Morikawa, M. Furukawa, Y. Yano, Y. Kawai, M. Kobayashi, G. Vogel, and H. Mikami, *Phys. Plasmas* **18**, 056102 (2011).
- [4] H. Saitoh, Z. Yoshida, J. Morikawa, Y. Yano, T. Mizushima, Y. Ogawa, M. Furukawa, Y. Kawai, K. Harima, Y. Kawazura, Y. Kaneko, K. Tadachi, S. Emoto, M. Kobayashi, T. Sugiura and G. Vogel, *Nucl. Fusion* **51**, 063034 (2011).
- [5] Y. Yano, Z. Yoshida, Y. Ogawa, J. Morikawa and H. Saitoh; *Fusion Engr. Design* **85**, 641 (2010).
- [6] Because the levitating magnet-plasma system consists of a superconductor and high-temperature plasma, the magnetic flux is conserved. Under the flux-conserving condition, the magnetic energy is better evaluated in terms of magnetic moment. The most general expression of the magnetic energy is (ignoring the displacement current) $U_M = \int B^2 d^3x/(2\mu_0) = \int \mathbf{A} \cdot \mathbf{J} d^3x/2$. In an axisymmetric dipole configuration, $\mathbf{J} = J_\theta \mathbf{e}_\theta$, and then, $U_M = \pi \int \psi J_\theta dr dz$, where $\psi := rA_\theta = \int B_z r dr$ is the magnetic flux. With an average value $\bar{\psi} = \overline{B_z} S/(2\pi)$ (at $r = R$, $\psi = \bar{\psi}$; $S := 2\pi \int r dr$ is the area of the disk of radius R , and $\overline{B_z}$ is the average of B_z on the disk), and the current $I = \int J_\theta dr dz$, we may write $U_M = \overline{B_z} SI/2 = \overline{B_z} \mathcal{M}/2$. Decomposing $\mathbf{B} = \mathbf{B}_D + \mathbf{B}_L$ (\mathbf{B}_D is the dipole magnetic field; $\nabla \times \mathbf{B}_D = \mu_0 \mathbf{J}$ produces \mathcal{M}), we may write $U_M = \int \mathbf{A}_D \cdot \mathbf{J} d^3x/2 + \int \mathbf{A}_L \cdot \mathbf{J} d^3x + \int B_L^2 d^3x/(2\mu_0) = \overline{B_{S,z}} \mathcal{M}/2 + \overline{B_{L,z}} \mathcal{M} + \int B_L^2 d^3x/(2\mu_0)$. The second term is the “mutual” energy U_m .
- [7] In general, a magnetic moment is an axial vector \mathbf{m} , and $V_m = -\mathbf{m} \cdot \mathbf{B}$. Here, \mathcal{M} is the z -component (i.e. $\mathbf{m} = \mathcal{M}\mathbf{e}_z$). The axisymmetric geometry of the present system allows us to omit the torque on the magnetic moment.
- [8] R. P. Feynman, R. B. Leighton, and M. Sands, *Lectures on Physics—mainly electromagnetism and matter*, (Addison-Wesley, Reading, 1964), Chap. 15.
- [9] K. H. Moffatt, *Magnetic field generation in electrically conducting fluids* (Cambridge Univ. Press, 1978).
- [10] K. F. Schoenberg, R. F. Gribble, and D. A. Baker, *J. Appl. Phys.* **56**, 2519 (1984).
- [11] K. F. Schoenberg, J. C. Ingraham, C. P. Munson, P. G. Weber, D. A. Baker, R. F. Gribble, R. B. Howell, G. Miller, W. A. Reass, A. E. Schofield, S. Shinohara, and G. A. Wurden *Phys. Fluids* **31**, 2285 (1988).
- [12] M. Ono, G. J. Greene, D. Darrow, C. Forest, H. Park, and T. H. Stix, *Phys. Rev. Lett.* **59**, 2165 (1987).
- [13] J. B. Taylor, *Rev. Mod. Phys.* **58**, 741 (1986).
- [14] N. Ito and Z. Yoshida, *Phys. Rev. E* **53**, 5200 (1996).