

A discrete estimation of the uncertainty of the background redshift estimation and its effects on cosmological parameters

Antonio Enea Romano^{1,2}

¹*Instituto de Fisica,*

Universidad de Antioquia,

A.A.1226, Medellin, Colombia

Kyoto 606-8502, Japan

²*Theoretical Physics Department, CERN,*

CH-1211 Geneva 23, Switzerland

Abstract

We develop a discrete model to account for the effects of inhomogeneities on the redshift of photons. Using this model we compute the probability distribution of the observed redshift respect to the background value, obtaining that its dispersion around the central value is proportional the square root of the comoving distance. The effect can be interpreted as a Brownian motion where the role of time is played by conformal time. This implies that data analysis should include a contribution to the total error budget which depends on the distance of the source, and could be particularly important at high redshift. We then consider what are the general implications for the estimation of background cosmological parameters, giving some example for the case of quantities related to the luminosity distance such as the Hubble parameter and the cosmological constant.

The model correctly reproduces the expected stochastic properties of the propagation of photons in inhomogeneous media and due to its computational simplicity it could be particularly suitable for the numerical estimation of the effects of inhomogeneities on cosmological observables using Montecarlo methods.

I. INTRODUCTION

Cosmology has some distinctive features respect to other branches of physics: we can observe the Universe only from one point, and we are unable to probe directly the geometry of space-time on large scales. We can only detect particles or radiation which have reached us, and extract from these observations information about the space-time between us and the sources. Most of cosmological scale distances can in fact only be deduced from redshift measurements, assuming an underlying space-time metric. The Hubble law for example is based on the assumption of large scale isotropy and homogeneity of the metric describing the Universe. We know nevertheless that the Universe had inhomogeneities since very early times, as predicted by inflation, which are supposed to be the seeds for the later process of structure formation due to gravity. There has been an long debate [4–8] on whether these perturbations of the homogeneous space-time metric could explain cosmological observations, in particular if they could induce effects equivalent to a cosmological constant or dark energy. In this paper we consider what are the statistical effects of these inhomogeneities on the determination of background cosmological parameters, focusing on their complementary role rather than looking at them as alternatives dark energy for example. It was shown in fact that even in presence of dark energy inhomogeneities could play an important role in affecting the determination of the background cosmological parameters [9–12]

The paper is organized as follows. We first develop a discrete model of the inhomogeneities through which photons propagate from the source to the observer. We then use this model to estimate the effects of inhomogeneities on the determination of cosmological parameters and obtain the distribution probability function (PDF) for the redshift correction, showing that its dispersion around the central value is proportional to the square root of the comoving distance. We then study the general implications on the estimation of background cosmological observables considering in particular the case of quantities related to the luminosity distance such as the Hubble parameter and the cosmological constant.

II. EFFECTS OF INHOMOGENEITIES ON THE LUMINOSITY DISTANCE

Let's consider a Friedman universe with scalar perturbations. In longitudinal gauge the metric can be written as

$$ds^2 = -(1 + 2\Psi)d\eta^2 + (1 - 2\Psi)\delta_{ij}dx^i dx^j . \quad (1)$$

where we have assumed assumed for simplicity the background to be flat and the perturbations to be of perfect fluid type. Lets us suppose [13–15] a photon is emitted from a source located at a comoving coordinate r_S and time t_S with a wave length λ_S , and is reaching an observer at the center $r_O = 0$, with a wavelength λ_O . Its total redshift can be expressed as the sum of two components. One is due to the homogeneous background expansion, z_H , and another due to the perturbations of the gravitation potential, z_I :

$$\frac{\lambda_O}{\lambda_S} = 1 + z = 1 + z_H + z_I + z_{OS} = \frac{a(t_O)}{a(t_S)} (1 + [\psi + \mathbf{v} \cdot \mathbf{n}]_S^O - 2 \int_{\lambda_S}^{\lambda_O} d\lambda \dot{\psi}) , \quad (2)$$

$$z_H = \frac{a(t_O)}{a(t_S)} - 1 , \quad (3)$$

$$z_I = (1 + z_H) (-2 \int_{\lambda_S}^{\lambda_O} d\lambda \dot{\psi}) , \quad (4)$$

$$z_{OS} = (1 + z_H) ([\psi + \mathbf{v} \cdot \mathbf{n}]_S^O) \quad (5)$$

where we are denoting with a dot the derivative respect to conformal time η .

III. DISCRETE APPROACH

In the following we will focus on the contribution z_I coming from the integral, since we are interested in the cumulative effects of the structure between the source and observer. The other term z_{OS} associated to the difference of the peculiar velocity and gravitational potential between the source and the observer is also important, but accurate observations of the source and information about our local Universe allow to determine it directly, making it a not major source of uncertainty on the observed redshift, with most of the uncertainty coming from the propagation of the errors of observationally estimated ψ and v of the source and the observer. See for example [2] and references therein for an example of how density maps can be used to reconstruct the peculiar velocity and gravitational potential fields of the source using cosmological perturbation theory. For a non linear treatment see [3].

On the contrary the term z_I associated to the integral is not under direct observational control because for a given source we do not exactly know what is the structure between it and the observer, and the effects on the photons propagating through it are expected to increase with the distance.

We can approximate z_I discretely with

$$z_I = (1 + z_H) (-2 \int_{\lambda_S}^{\lambda_O} d\lambda \dot{\psi}) \approx -2(1 + z_H) \Delta r \sum_{i=1}^N \dot{\psi} , \quad (6)$$

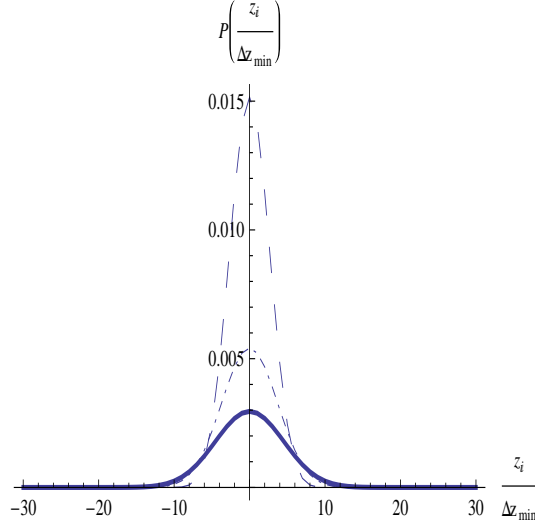


FIG. 1: The probability distribution for $P(z_I/\Delta z_{min})$ is plotted for different values of N . The thick line is for $N = 30$, the dash-dotted line is for $N = 20$, and the dashed line is for $N = 10$. The difference between the different distributions is due to the fact that as N increases Δr decreases, lowering Δz_{min} . As it can be seen the dispersion increases with N .

where in the last approximate equality we have chosen the comoving coordinate as the affine parameter along the null geodesic, we have divided the interval $(r_S, 0)$ into N subintervals of equal comoving length Δr and approximated the integral with a sum.

The time evolution of the Fourier transform of the gravitational potential is given by:

$$\dot{\psi}_k = \psi_P(k)T(k)\frac{d}{d\eta}\left(\frac{D(\eta)}{a(\eta)}\right), \quad (7)$$

where $D(\eta)$ is the growth factor, $T(k)$ is the transfer function, and $\phi_P(k)$ is the primordial perturbation. For a matter dominated universe the time derivative of the gravitational potential is zero, while for a Universe with cosmological constant there can be a significant contribution, which in the case of the cosmic microwave background radiation for example leads to the so called integrated ISW effect. While there is a redshift dependence for $\frac{d}{d\eta}\left(\frac{D(\eta)}{a(\eta)}\right)$, we will neglect it here, and assume an average constant value α along the geodesic, i.e. $\dot{\psi} \approx \alpha\psi_P(k)T(k)$. This implies that we can pull this constant factor out of the summation, and the only quantity summed is proportional to the primordial perturbation of the gravitational potential. Assuming this to be gaussian, we can approximate it as a discrete random variable ψ_i with uniform probability of having a positive, zero or negative value, corresponding to the standard deviation of the gaussian field σ_ψ . This corresponds to ap-

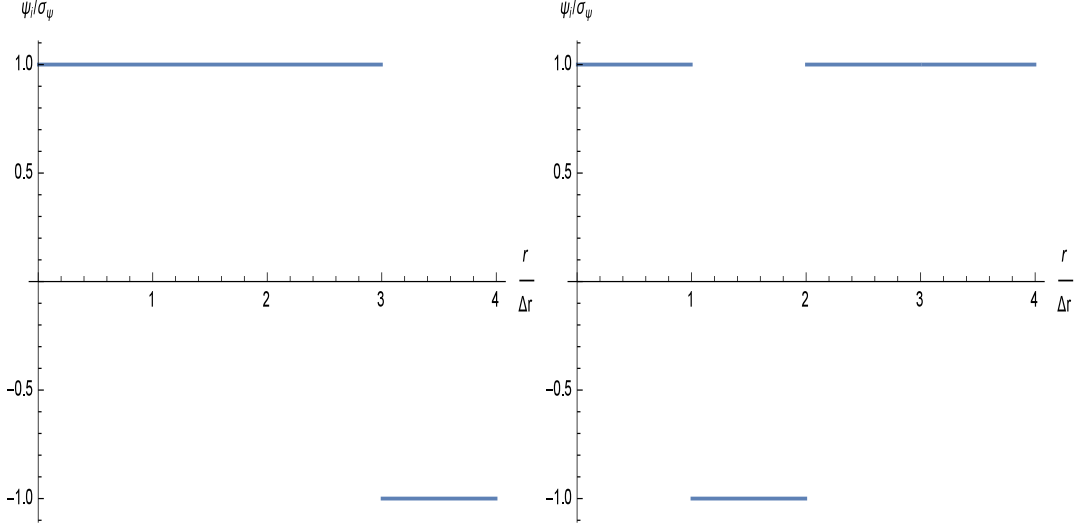


FIG. 2: Two configurations of the discrete variable ψ_i are shown as a function of the comoving distance. They both correspond to $\{n_+ = 3, n_- = 1, S = 2\}$ and consequently produce the same redshift correction z_I as shown in eq.(10). This kind of degeneracy increases with the number of sub-intervals N and implies a larger dispersion around the central value as shown in fig.(21).

proximating the Gaussian distribution with a uniform discrete distribution for a variable X with three possible values

$$\{x_1, x_2, x_3\} = \{\sigma_\psi, 0, -\sigma_\psi\}. \quad (8)$$

After substituting we get

$$z_I = -2(1 + z_H)\alpha\Delta r \sum_{i=1}^N \psi_i, \quad (9)$$

where ψ_i is the value of the discrete random variable X in the i -th sub-interval determined by the time independent part of the $\psi(k, \eta)$, i.e. by $\psi_P(k)T(k)$, and k is the momentum corresponding to the scale Δr . For large scales $T(k)$ is approximately 1, so ψ_i is of the order of the primordial spectrum $\psi_P(k)$.

IV. PROBABILITY DISTRIBUTION FOR THE REDSHIFT CORRECTION

From the above assumptions we can derive the probability distribution of the redshift correction z_I , due to the spatial variations of the gravitational potential along the line of sight. In this discrete model every space-time configuration along the photon path corresponds to assigning a set of N values to the random variable ϕ_i .

Let's call $\{n_+, n_-, n_0\}$, the number of positive, negative and zero values of the random variable ψ_i . The corresponding z_I will be given by

$$z_I = -2(1 + z_H)\alpha\Delta r\sigma_\psi(n_+ - n_-) = \Delta z_{min}S, \quad (10)$$

$$\Delta z_{min} = -2(1 + z_H)\alpha\Delta r\sigma_\psi, \quad (11)$$

$$S = (n_+ - n_-), \quad (12)$$

where we have introduced Δz_{min} , the minimum possible inhomogeneous contribution to the total redshift. According to our discrete model the total inhomogeneous redshift is a finite multiple of this minimum contribution, so we get:

$$-N \leq \frac{z_I}{\Delta z_{min}} \leq N, \quad (13)$$

where the lower and upper bounds correspond to configurations of all positive or all negative values of ψ_i , i.e. $n_+ = N$ or $n_- = N$. Since every interval can have three possible values of ψ_i , we have a total of 3^N possible different configurations. Because of the fact that what it matters is the sum $(n_+ - n_-)$, but not the order in which positive or negative perturbations appear, different space-time configurations can lead to the same value of z_I . This degeneration is the origin of the intrinsic uncertainty on determining the origin of the total redshift, and consequently to estimate other background cosmological parameters such the Ω_Λ .

The number of space-time configurations corresponding to a given value of z_I can be calculated analytically. Let's start from the number of configurations corresponding to a given set $\{n_-, n_+\}$ of positive and negative values of ψ_i , which is given by:

$$N_c(n_-, n_+) = \frac{N!}{n_-!n_+!(N - n_- - n_+)!}. \quad (14)$$

For a given S the maximum n_+ corresponds to configurations with $n_0 = 0$, so from

$$n_+ + n_- + n_0 = N, \quad (15)$$

$$n_+ - n_- = S, \quad (16)$$

we get

$$n_+^{max} = \text{Max}[n_+, S] = \frac{N + S}{2}. \quad (17)$$

The number of different configurations corresponding to a given value of z_I , i.e. to a given value of $S = (n_+ - n_-)$, can be then computed as

$$N_S = \sum_{n_+ - n_- = S} N_c(n_-, n_+) = \sum_{n_+^{Min}}^{n_+^{Max}} N_c(n_+ - S, n_+) = \sum_{n_+ = S}^{(N+S)/2} N_c(n_+ - S, n_+) = \quad (18)$$

$${}_2F_1 \left[(1 + S - N)/2; (S - N)/2; S + 1; 4 \right] \frac{N!}{S!(N - S)!}, \quad (19)$$

where ${}_2F_1$ is the Gauss hypergeometric function. It is easy to verify that due to the properties of ${}_2F_1$ N_S is symmetric to respect to $S = 0$, as expected from the symmetry of the uniform and symmetric probability distribution function $P(\psi)$ from which it is computed.

The formula derived above is consistent with the total number of possible configurations, i.e. we have

$$N_{tot} = \sum_{S=-N}^N N_S = 3^N. \quad (20)$$

The PDF for S is finally given by

$$P(S) = \frac{N_S}{N_{tot}} = 3^{-N} {}_2F_1 \left[(1 + S - N)/2; (S - N)/2; S + 1; 4 \right] \frac{N!}{S!(N - S)!} \quad (21)$$

which is plotted in fig.(21) for different values of N , with $P(S) = P(\frac{z_I}{z_{min}})$.

V. MEAN AND VARIANCE OF THE VARIABLE S

We could compute the mean and variance from their definition in terms of the PDF given in eq.(21) as

$$E[S] = \sum S P(S), \quad (22)$$

$$E[S^2] = \sum S^2 P(S), \quad (23)$$

$$Var[S] = E[S^2] - E[S]^2, \quad (24)$$

but it is more convenient to define the moment generating function (MGF).

From the definition of S we can write it in as

$$S = \sum_i^N \tilde{\psi}_i \quad (25)$$

$$\tilde{\psi}_i = \frac{\psi_i}{\sigma_\psi} \quad (26)$$

$$(27)$$

where $\tilde{\psi}_i$ is the value of the discrete random variable $\tilde{X} = X/\sigma_\psi$ which can take the discrete values $\{x_1, x_2, x_3\} = \{1, 0, -1\}$. We can define the single variable MGF for \tilde{X} as

$$M_{\tilde{X}}(t) = E[e^{t\tilde{X}}] = \sum p_i e^{t\tilde{x}_i} = \frac{1}{3}(1 + e^t + e^{-t}) \quad (28)$$

As shown in eq.(10) the effect we are interested in is proportional to the sum $S = \sum \psi_i$ of N discrete variables distributed as \tilde{X} , and the corresponding MGF is given by the product of single variable MGF

$$M_S(t) = M_{\tilde{X}}(t)^N = \left(\frac{1}{3}\right)^N (1 + e^t + e^{-t})^N. \quad (29)$$

We can now compute mean and variance

$$\mu_S = E[S] = M'_S(0) = 0, \quad (30)$$

$$\sigma_S^2 = Var[S] = E[S^2] - E[S]^2 = M''_S(0) = \frac{2N}{3}, \quad (31)$$

The mean is zero, as expected from the symmetry of $P(S)$, and the variance is proportional to the N . This result can be understood intuitively as the consequence of the fact that as N increase the number of configurations producing the same S is also increasing. The physical implications for the redshift are discussed in the next section.

VI. EFFECTS ON THE REDSHIFT

Using eq.(10) we can compute the variance of the effect on the redshift

$$\sigma_{z_I}^2 = \frac{2}{3}N(\Delta z_{min})^2. \quad (32)$$

Because of eq.(10) we immediately have that z_I and S follow the same distribution given in eq.(21). As expected from the symmetry of $P(S)$ the variable S has zero mean, but the important result is that the variance is proportional to the number of subintervals N . This is confirmed by fig.(21), where it is evident that the dispersion increases with N and can be understood as a direct consequence of the fact that for a larger N there are more configurations giving the same S , and consequently a larger dispersion. Since the variable N is proportional to the comoving distance $r(z)$, the variance increases with distance, or equivalently with the conformal time it takes the photon to reach the observer

$$\sigma_{z_I}^2 \propto N \propto r \propto \eta. \quad (33)$$

The relation $\sigma_{z_I} \propto \sqrt{\eta}$ is the same of a Brownian motion where the role of time is played by the conformal time η , and confirms what the use of a uniform instead of a Gaussian distribution for the random variable X is indeed a good approximation which is able to reproduce well the stochastic properties of the process of the propagation of the photon.

The important physical consequence is that the uncertainty due to z_I increases with the distance to the source, which implies that data analysis should be performed using an error for the background redshift which includes the term $\sigma_{z_I}^2(z)$, a monotonous growing function of the redshift, not simply a systematic error which is the same for objects at all distances.

Using the definition of the subintervals number $N = r/\Delta r$ we can re-write the variance as

$$\sigma_{z_I}^2(z_H) = \frac{8}{3} (\alpha \Delta r \sigma_\psi)^2 (1 + z_H)^2 r(z_H) = \beta^2 (1 + z_H)^2 r(z_H) = \beta^2 (1 + z_H) D_L(z_H) \quad (34)$$

$$\beta^2 = \frac{8}{3} (\alpha \Delta r \sigma_\psi)^2 \quad (35)$$

where we have introduced the parameter β . This can be obtained by fitting the numerical results of ray tracing in n-body simulations or can be predicted theoretically using the matter power spectrum. As shown in fig.(3) the redshift dispersion is increasing with the distance of the source.

VII. EFFECTS ON THE ESTIMATION OF BACKGROUND COSMOLOGICAL PARAMETERS

We have seen that the dispersion of z_I around the central value ($z_I = 0$), is increasing as N increases, while its average value remains zero because of the symmetry of $P(S)$. The estimation of background cosmological parameters requires to extract z_H from the observed redshift z_{obs} , but due to our ignorance of the exact configuration of the gravitational potential along the line of sight, the term z_I is effectively acting as an error for z_H , i.e.

$$z_H = z_{obs} - z_I, \quad (36)$$

$$\sigma_{z_H}^2 = \sigma_{z_{obs}}^2 + \sigma_{z_I}^2 \quad (37)$$

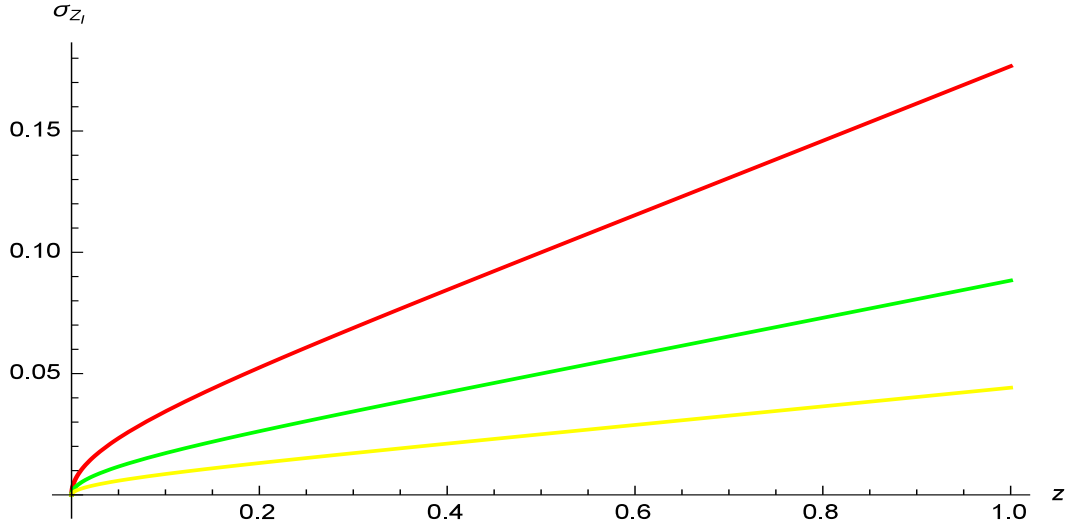


FIG. 3: The redshift dispersion σ_{z_I} is plotted as a function of the background redshift for $\beta = 0.025$ (yellow line), $\beta = 0.05$ (green line) and $\beta = 0.1$ (red line).

where $\sigma_{z_{obs}}$ is the systematic observational error on the observed redshift z_{obs} . This has a direct consequence on the estimation of any background cosmological parameter based on redshift observations. In general the measurement of any redshift dependent background observable quantity $Q(z_H)$ will have a propagated error

$$\sigma_Q^2(z_H) \approx \left(\frac{dQ}{dz} \right)^2 \Big|_{z=z_{obs}} \sigma_{z_I}^2(z_{obs}). \quad (38)$$

Since the function $\sigma_{z_I}^2(z_{obs})$ is growing monotonically because is proportional to the distance, the uncertainty $\sigma_Q(z_{obs})$ may grow or decrease as function of the redshift depending on the behavior of the derivative dQ/dz .

VIII. EFFECTS ON THE LUMINOSITY DISTANCE

In the following sections we will consider two specific cases related to the effects on the luminosity distance. Note that, following the arguments given in the beginning of section III, we are assuming that the effects on the redshift due to the difference of the peculiar velocity and gravitational potential between the source and the observer can be determined independently using other observations, and can be consequently subtracted from the observed redshift, as done for example for supernovae in [2], a procedure called redshift correction in that context.

The effects of inhomogeneities on the luminosity distance $D_L(z)$ are not only due to the change in the redshift but also to lensing and other integrated effects along the line of sight [13–15], but here will focus only on the effects due to z_I since these are the ones which we considered in this paper. For the other integrated effects terms, which are not due to the background redshift modification, a similar discrete approach could be adopted, but it would go beyond the scope of this paper, which is not the study of the effects of inhomogeneities on the luminosity distance, but more in general the study of the effects on the redshift and the consequences on cosmological observables estimation. Other investigations of the effects of inhomogeneities on the luminosity distance using non discrete approaches based on different averaging procedures applied to cosmological perturbations, including the effects we are not considering here, can be found for example in [16–19].

Assuming a flat FRW background model the luminosity distance $D_L(z)$ and the comoving distance $r(z)$ are given by

$$r(z) = \int^z \frac{dz'}{H(z')} \quad (39)$$

$$D_L(z) = (1+z)r(z) \quad (40)$$

and the error on $D_L(z)$ due to z_I is

$$\sigma_D^2 \approx \left(\frac{dD_L}{dz} \right)^2 \sigma_{z_I}^2 = \left[\frac{(1+z)}{H(z)} + r(z) \right]^2 \sigma_{z_I}^2. \quad (41)$$

As explained above the propagated error depends both on σ_{z_I} and the derivative $D_L(z)$, which in this case are both monotonous growing functions of the redshift. The effects on the luminosity distance are shown in fig.(4).

IX. HUBBLE PARAMETER

Let's consider for example the case of the present value of the Hubble parameter H_0 . The local low redshift estimation of H_0 is based on the relation [1]

$$H_0^{loc} = \lim_{z_H \rightarrow 0} \frac{z_H}{D_L(z_H)}. \quad (42)$$

According to the above expression the Gaussian propagated error on H_0^{loc} associated to the uncertainty of z_H due to z_I is

$$\frac{\sigma_{H_0}}{H_0} \approx \frac{1}{2} H_0 D_L''(z_{av}) \sigma_{z_I}(z_{av}). \quad (43)$$

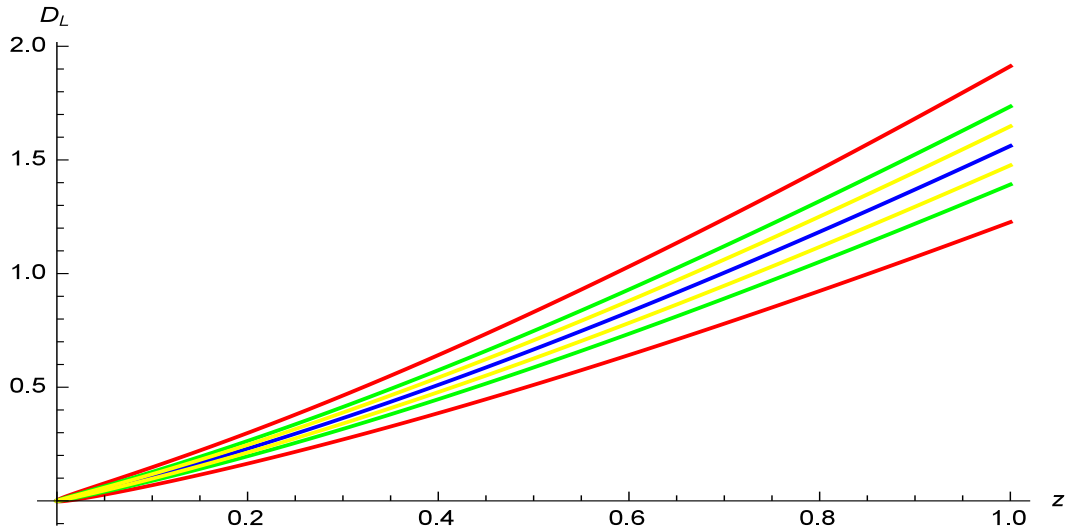


FIG. 4: The $\pm 1\sigma$ uncertainty bands of the luminosity distance due to the redshift dispersion σ_{z_I} are plotted in units of H_0^{-1} as a function of the background redshift for $\beta = 0.025$ (yellow line), $\beta = 0.05$ (green line) and $\beta = 0.1$ (red line). The blue line corresponds to the background luminosity distance for a flat FRW Universe with $\Omega_\Lambda = 0.72$.

where z_{av} is the average redshift of the supernovae employed in the analysis. In practice the value of H_0 is estimated using low redshift supernovae in a finite range [2], so the effect on the data fitting should be estimated more accurately using a procedure similar to the one given below.

X. ESTIMATION OF THE COSMOLOGICAL CONSTANT

Another interesting case could be the estimation of the cosmological constant using the luminosity distance of high redshift supernovae. In this case the observational data could be binned in different redshift intervals and then for each one of them an error σ_{z_I} could be estimated using eq.(32). The χ^2 variable which is minimized to fit the data is defined as

$$\chi^2 = \sum_{j=1}^N \left(\frac{D_L^{obs}(z_j) - D_L^{th}(z_j)}{\sigma_{z_j}} \right)^2 \quad (44)$$

where we are denoting with z_j the background redshift value z_H of the j -th supernova and σ_{z_j} is given in eq.(37).

The inclusion of the redshift dependent error given in eq.(37) in the data analysis is expected to have some effect on the estimation of Ω_Λ which only a careful analysis of observational data can quantify, and we leave it to a future work.

XI. CONCLUSIONS

We have developed a discrete model to account for the effects of inhomogeneities on the redshift of photons. Using this model we have computed the probability distribution of the redshift correction with respect to the background value obtaining that its dispersion is proportional to the square root of conformal time, in analogy with a Brownian motion where the role of time is played by conformal time. Observational data analysis should include this contribution which depends on the distance of the source. We then considered what are the general implications for the estimation of background cosmological parameters, and gave some examples for the case of quantities related to the luminosity distance such as the Hubble parameter and the cosmological constant.

The model correctly reproduces discretely the expected stochastic properties of the propagation of photons in inhomogeneous media and could be particularly suitable for the numerical estimation of the effects of inhomogeneities on cosmological observables using Montecarlo methods. A more accurate treatment could involve the use of discrete random variables following other different physically motivated probability distributions.

In the future it will be interesting to compare the predictions based on this discrete approach to the results of numerical calculations for the propagation of photons in inhomogeneous media, in particular to determine the parameter β .

XII. ACKNOWLEDGMENTS

I thank Gabriele Veneziano for helpful discussions. I am also grateful to the theoretical division of CERN and the College du France for their hospitality.

-
- [1] A. E. Romano, arXiv:1609.04081 [astro-ph.CO].
 - [2] A. G. Riess *et al.*, *Astrophys. J.* **826**, no. 1, 56 (2016) doi:10.3847/0004-637X/826/1/56 [arXiv:1604.01424 [astro-ph.CO]].
 - [3] S. A. Vallejo and A. E. Romano, arXiv:1703.08895 [astro-ph.CO].
 - [4] E. W. Kolb, S. Matarrese and A. Riotto, arXiv:astro-ph/0506534.
 - [5] T. Buchert, arXiv:gr-qc/0509124, and references therein.
 - [6] Y. Nambu and M. Tanimoto, arXiv:gr-qc/0507057.

- [7] A. Ishibashi and R. M. Wald, arXiv:gr-qc/0509108.
- [8] K. Tomita, Mon. Not. Roy. Astron. Soc. **326**, 287 (2001).
- [9] A. E. Romano and S. A. Vallejo, Eur. Phys. J. **C76**, 216 (2016), arXiv:1502.07672.
- [10] A. E. Romano and P. Chen, JCAP **1110**, 016 (2011), arXiv:1104.0730.
- [11] A. E. Romano and S. A. Vallejo, Europhys. Lett. **109**, 39002 (2015), arXiv:1403.2034.
- [12] A. E. Romano, Int. J. Mod. Phys. **D21**, 1250085 (2012), arXiv:1112.1777.
- [13] M. Sasaki, Mon. Not. R. Astron. Soc. **228**, 653 (1987).
- [14] C. C. Dyer and R. C. Roeder, *Astrophys. J.* **174**, L115 (1972);
C. C. Dyer and R. C. Roeder, *Astrophys. J.* **180**, L31 (1973);
C. C. Dyer and R. C. Roeder, *Astrophys. J.* **189**, 167 (1974);
T. Futamase and M. Sasaki, *Phys. Rev.* **D40**, 2502 (1989);
M. Kasai, T. Futamase and F. Takahara, Phys. Lett. A **147**, 97 (1990);
R. Kantowski, *Astrophys. J.* **507**, 483 (1998);
N. Sugiura, N. Sugiyama and M. Sasaki, Prog. Theo. Phys., **101**, 903 (1999);
T. Pyne and M. Birkinshaw, Mon. Not. R. Astron. Soc. **348**, 581 (2004).
- [15] C. Bonvin, R. Durrer and M. A. Gasparini, Phys. Rev. D **73**, 023523 (2006) [Erratum-ibid. D **85**, 029901 (2012)] [astro-ph/0511183].
- [16] I. Ben-Dayan, M. Gasperini, G. Marozzi, F. Nugier and G. Veneziano, Phys. Rev. Lett. **110**, no. 2, 021301 (2013) doi:10.1103/PhysRevLett.110.021301 [arXiv:1207.1286 [astro-ph.CO]].
- [17] I. Ben-Dayan, M. Gasperini, G. Marozzi, F. Nugier and G. Veneziano, JCAP **1306**, 002 (2013) doi:10.1088/1475-7516/2013/06/002 [arXiv:1302.0740 [astro-ph.CO]].
- [18] I. Ben-Dayan, R. Durrer, G. Marozzi and D. J. Schwarz, Phys. Rev. Lett. **112**, 221301 (2014) doi:10.1103/PhysRevLett.112.221301 [arXiv:1401.7973 [astro-ph.CO]].
- [19] P. Fleury, C. Clarkson and R. Maartens, JCAP **1703**, no. 03, 062 (2017) doi:10.1088/1475-7516/2017/03/062 [arXiv:1612.03726 [astro-ph.CO]].