

Search for Physics Beyond the Standard Model at BaBar and Belle

G.Calderini^{1,2,a,b}

¹ Laboratoire de Physique Nucleaire et des Hautes Energies LPNHE Paris

² Università di Pisa and Istituto Nazionale di Fisica Nucleare, Sez. di Pisa

Abstract. Recent results on the search for new physics at BaBar and Belle B-factories are presented. The search for a light Higgs boson produced in the decay of different Υ resonances is shown. In addition, recent measurements aimed to discover invisible final states produced by new physics mechanisms beyond the standard model are presented.

1 Introduction

A light Higgs boson is foreseen in many extensions of the Standard Model. In the limit of ($m_H < 2m_b$) it may become accessible through Υ resonances [1,2]. Under this scenario, B-factories represent an ideal discovery environment, and they complete the existing results from high energy electron-positron machines as LEP or more recently coming from experiments at hadron machines as Tevatron and LHC.

2 BaBar and Belle

The BaBar Collaboration at PEP-II (SLAC) [3] and the Belle Collaboration at KEKB (Tsukuba) [4] have been successfully taking data since 1999 mainly around and at the energy of the $\Upsilon(4s)$ resonance. In the last part of their respective physics programmes, the center-of-mass energy has been varied enough to study other Υ resonances. The total accumulated data has been of more of $1 ab^{-1}$ for Belle and about $550 fb^{-1}$ for BaBar. A picture showing the integrated luminosity of the two experiments with the breakdown at the different energies is shown in Fig.1. The table at the bottom of the picture presents the number of millions of events collected at the three resonances used in the searches reviewed in this paper. The numbers in parentheses are the additional events coming from the feed-down contributions from higher-energy resonances.

3 Direct searches for a light CP-odd Higgs

3.1 $\Upsilon(2s, 3s) \rightarrow \gamma A^0 \rightarrow \gamma \mu^+ \mu^-$

This analysis performed by BaBar [5] is based on the selection of a photon with a minimum center-of-mass energy $E_\gamma^* > 0.2 GeV$ and two oppositely charged tracks with a vertex compatible with the luminous region. A muon mass hypothesis is assigned to the two tracks and after a kinematic fit to the $\gamma\mu\mu$ candidate, the signal is searched in

^a e-mail: giovanni.calderini@lpnhe.in2p3.fr

^b on behalf of BaBar and Belle Collaborations

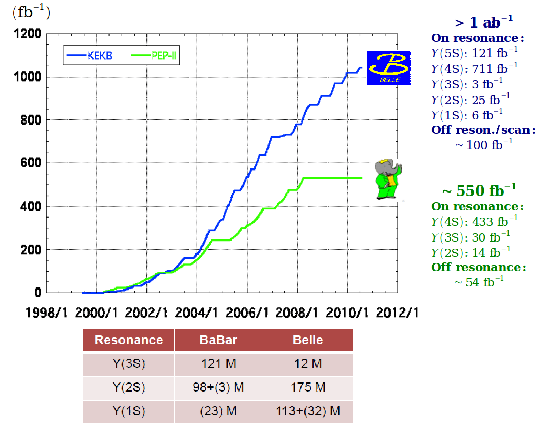


Fig. 1. Evolution of integrated luminosity as a function of time for the Belle and BaBar experiments with the breakdown of data taken at the different energies. The table at the bottom represents in particular the number of millions of events collected by the two experiments at the three resonances used for the search reviewed in this paper. Numbers in parentheses are the feed-down contributions from higher resonances.

the form of a peak in the reduced mass distribution $m_R = \sqrt{m_{\mu\mu}^2 - 4m_\mu^2}$. No significant excess of events above the background was observed in both the $\Upsilon(2s)$ and the $\Upsilon(3s)$ samples and 90% confidence level (CL) limits are established: $B(\Upsilon(2s) \rightarrow \gamma A^0(\mu^+\mu^-)) < (0.26 \div 8.3)10^{-6}$ and $B(\Upsilon(3s) \rightarrow \gamma A^0(\mu^+\mu^-)) < (0.27 - 5.5)10^{-6}$ for a mass hypothesis in the range $0.212 \leq m_{A^0} \leq 9.3 GeV$. Upper limits as a function of the A^0 mass are shown in Fig. 2.

3.2 $\Upsilon(3s) \rightarrow \gamma A^0 \rightarrow \gamma \tau^+ \tau^-$

BaBar has also searched for an A^0 signal in the decay of $\Upsilon(3s) \rightarrow \gamma \tau^+ \tau^-$ [6]. The two tau candidates are reconstructed in the leptonic channel, and events with two tracks identified as e or μ (ee , $e\mu$ and $\mu\mu$ combinations) and a photon with $E_\gamma > 0.1 GeV$ are selected. The dominant background is represented by QED radiative tau pairs $e^+e^- \rightarrow \tau^+\tau^-\gamma$. Since the event is not fully reconstructed, the signature of signal is given by a peak in the E_γ distribution,

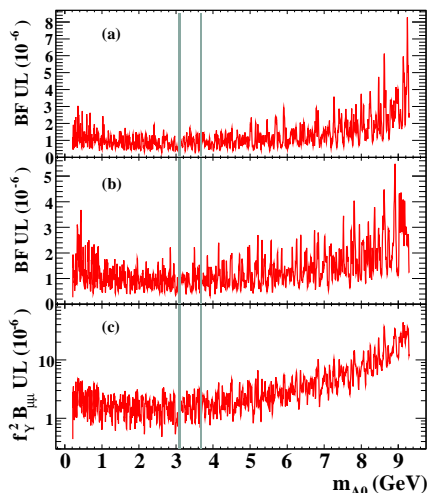


Fig. 2. The 90% CL upper limit as a function of the A^0 mass for the $\Upsilon \rightarrow \gamma A^0(\mu\mu)$ extracted from the $\Upsilon(2s)$ (plot a) and $\Upsilon(3s)$ samples (b), and the limit on the product of the branching fraction by the effective coupling f_Y^2 (c). The shadowed regions correspond to the J/ψ and $\psi(2s)$ resonances which are excluded from the search.

which is scanned in the range $4.03 < m_{A^0} < 10.10$ GeV after peaking background removal. No significant signal is found and an upper limit is set $B(\Upsilon(3s) \rightarrow \gamma A^0(\tau^+\tau^-)) < (1.5 \div 16)10^{-5}$ at 90 % confidence level, as shown in fig. 3.

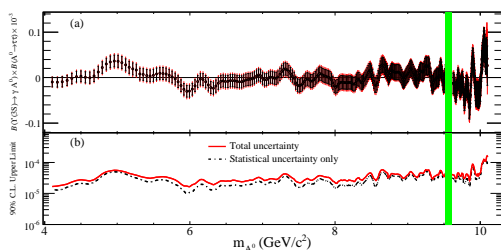


Fig. 3. The product branching fraction and the 90% CL upper limit as a function of the A^0 mass for the $\Upsilon(3s) \rightarrow \gamma A^0$ with the $A^0 \rightarrow \tau^+\tau^-$ analysis (BaBar).

3.3 $\Upsilon(2, 3s) \rightarrow \gamma A^0$ with $A^0 \rightarrow$ hadrons

A BaBar recent analysis [7] involves the hadronic decay mode of the A^0 . In this case the event can be fully reconstructed. The highest-energy photon in the event ($E_\gamma > 2.2(2.5)$ GeV in the $\Upsilon(2s)$ and $\Upsilon(3s)$ selections) after a π^0 and η veto is chosen. The sum of all 4-momenta of the remaining objects (K_s, K, π, p, π^0 and leftover γ) is taken as the A^0 candidate. Invariant mass distributions are scanned for peaks in the $\Upsilon(2s)$ and $\Upsilon(3s)$ selections. The product branching fractions observed are shown in fig. 4.

No significant excess of events is observed and a limit is set $B(\Upsilon(ns) \rightarrow \gamma A^0(\text{hadrons})) < (0.1 \div 8)10^{-5}$ at 90% confidence level.

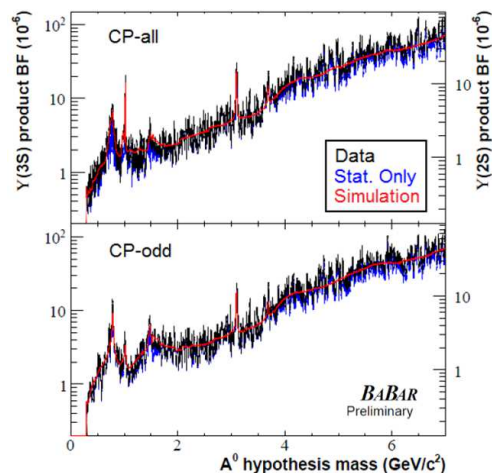


Fig. 4. The product branching fraction as a function of the A^0 mass for the $\Upsilon(2s, 3s) \rightarrow \gamma A^0$ with $A^0 \rightarrow$ hadrons analysis (BaBar).

3.4 More recent results involving $\Upsilon(1s) \rightarrow \gamma A^0$ with the A^0 decaying into $\mu^+\mu^-, \tau^+\tau^-$ or hadrons)

More recent results are worth to be mentioned, involving the $\Upsilon(1s)$ transition to γA^0 with A^0 reconstructed to visible states. In particular Belle looks at the $\Upsilon(1s) \rightarrow \gamma A^0$ with the $A^0 \rightarrow \tau^+\tau^-$ [8]. The analysis is still underway and, as in the previous examples of reconstruction of A^0 into τ pairs, is based on a study of the E_γ distribution. Taus are presently reconstructed in the leptonic channel $e\mu$, while ee and $\mu\mu$ combinations will be added soon. In addition, BaBar is studying the $\Upsilon(1s) \rightarrow \gamma A^0$ with $A^0 \rightarrow \mu^+\mu^-, \tau^+\tau^-$ or hadrons) using a di-pion tag to identify the $\Upsilon(1s)$ from the $\Upsilon(3s) \rightarrow \pi^+\pi^-\Upsilon(1s)$ transition.

3.5 Invisible decays

In some nMSSM models with χ as Lightest Supersymmetric Particle (LSP), the dominant decay mode of the A^0 could be $A^0 \rightarrow \chi^0\bar{\chi}^0$. For this reason, all the analyses involving invisible decays of the A^0 have a special interest, given also the implications for Dark Matter existence.

3.5.1 $\Upsilon(3s) \rightarrow \gamma A^0$ with $A^0 \rightarrow$ invisible states.

This BaBar analysis [9] is based on a search for a monochromatic photon in the event in conjunction with missing energy. A peak in the center-of-mass E_γ^* distribution is searched and the invariant mass of the recoil system is calculated. A scan to identify an excess of events is performed. No significant signal is observed and also in this case an upper limit is set $B(\Upsilon(3s) \rightarrow \gamma A^0(\text{invisible})) < (0.7 \div 31)10^{-6}$ at 90% confidence level.

3.5.2 $\Upsilon(1s) \rightarrow \gamma A^0$ with $A^0 \rightarrow$ invisible states

The case of $\Upsilon(1s)$ decay involving invisible products is of special interest. In fact, the SM process $\Upsilon(1s) \rightarrow \gamma\nu\bar{\nu}$ is not observable at the present experimental sensitivity (B

$\approx 10^{-5}$) [10]. At the same time the branching fraction of $\Upsilon(1s) \rightarrow \gamma A^0$ could be as large as 5×10^{-4} depending on the mass of the A^0 and the couplings [2]. An observation of $\Upsilon(1s)$ decays with significant missing energy could be a sign of new physics.

In a BaBar analysis [11], the $\Upsilon(1s)$ is tagged from the $\Upsilon(3s) \rightarrow \pi^+\pi^-\Upsilon(1s)$ transition. Both the resonant two-body decay $\Upsilon(1s) \rightarrow \gamma A^0$ and the non-resonant three-body decay $\Upsilon(1s) \rightarrow \gamma\chi\bar{\chi}$ are analyzed. Two pions of opposite charge and a single energetic photon with $E_\gamma^* \leq 0.15$ GeV plus a large amount of missing energy and momentum are required in the event. Sources of background as the $\Upsilon(1s) \rightarrow \gamma K_L K_L$ and $\Upsilon(1s) \rightarrow \gamma n\bar{n}$ are reduced by using a hadron calorimeter (IFR) based veto. The signal yield is extracted as a function of $m_{A^0}(m_\chi)$ in the interval $0 \leq m_{A^0} \leq 9.2$ GeV ($0 \leq m_\chi \leq 4.5$ GeV), using two kinematic variables: the di-pion recoil mass M_{rec} and the missing mass squared M_χ^2 . No significant excess of events above the background is observed and upper limits are set at 90% confidence level on $B(\Upsilon(1s) \rightarrow \gamma A^0(\text{invisible})) < (1.9 \div 37)10^{-6}$ and $B(\Upsilon(1s) \rightarrow \gamma\chi\bar{\chi}) < (0.5 \div 24)10^{-5}$ (Fig.5).

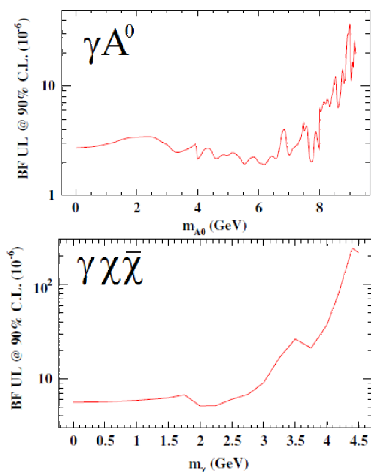


Fig. 5. The 90% CL upper limit as a function of the A^0 mass and χ mass for the $\Upsilon \rightarrow \gamma A^0$ and $\Upsilon \rightarrow \gamma\chi\bar{\chi}$ searches.

3.5.3 Direct decay of $\Upsilon(1s) \rightarrow$ invisible states.

BaBar also searched for a Dark Matter candidate in the direct decay of $\Upsilon(1s)$ to invisible states [12]. Also in this case, the $\Upsilon(1s)$ is tagged with the help of the di-pion system in the $\Upsilon(3s) \rightarrow \pi^+\pi^-\Upsilon(1s)$ transition. Two oppositely charged pions with no other detector activity in the event are required. The mass of the recoil system is reconstructed. In addition to the combinatoric events, there are other important sources of peaking background. In particular the $\Upsilon(3s) \rightarrow \pi^+\pi^-\Upsilon(1s)$ decay, where the $\Upsilon(1s)$ final state particles (mainly lepton pairs, low energy particles or other non-interacting neutral hadrons) are undetected. The contribution from these peaking sources is estimated from simulation and validated on data in a control sample with similar requirements as the signal sample. After the combina-

toric background subtraction, a still significant signal excess of 2326 ± 105 events is observed (see Fig.6). At the same time the peaking background expected contribution is determined to be of 2444 ± 123 events, which is fully consistent with the excess found.

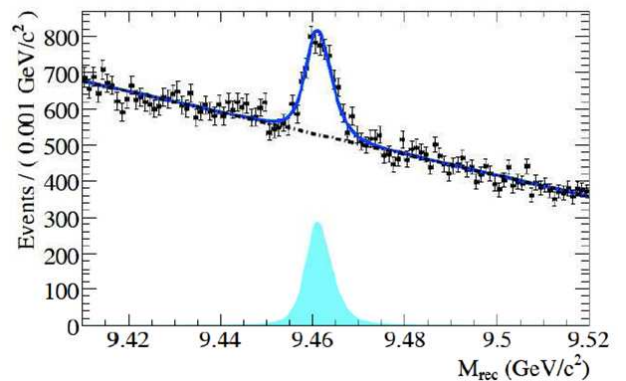


Fig. 6. The $\pi\pi$ recoil mass distribution m_{rec} in the $\Upsilon(1s) \rightarrow$ invisible analysis. Data are shown as points, while the overall fit (solid) and the combinatoric contribution (dashed) are shown. A large excess of events is still observed (shaded) but it is consistent with the peaking background expected contribution.

After total background subtraction a signal yield consistent with zero ($-118 \pm 105 \pm 24$) is found in the expected region and an upper limit of $B(\Upsilon(1s) \rightarrow \text{invisible}) < 3.0 \times 10^{-4}$ at the 90% confidence level is obtained.

3.6 Conclusions

The searches for a light Higgs boson A^0 by BaBar and Belle experiments using the datasets collected at the Υ resonances are presented. No evidence is found, which strongly constrains the available parameter space of the nMSSM. In addition the result of the search for invisible decays of the $\Upsilon(1s)$ is reported, to look for light Dark Matter candidates.

References

1. G. Hiller, Phys. Rev. D **70** (2004) 034018.
2. R. Dermisek, J.F. Gunion, B. McElrath, Phys. Rev. D **76** (2007) 051105.
3. B. Aubert et al., Nucl. Instrum. Methods Phys. Res., Sect. A **479**, 1 (2002);
W. Menges, IEEE Nucl. Sci. Symp. Conf. Rec. 5, 1470 (2006).
4. A. Abashian et al. [Belle Collaboration] Nucl. Instrum. Meth. Phys. Res., Sect. A **479**, (2002) 117.
S. Kurokawa and E. Kikutani Nucl. Instrum. Meth. Phys. Res., Sect. A **499** (2003) 1.
5. B. Aubert et al. [BABAR Collaboration], Phys. Rev. Lett. **103**, (2009) 081803.
6. B. Aubert et al. [BABAR Collaboration], Phys. Rev. Lett. **103**, (2009) 181801.
7. J.P. Lees et al. [BABAR Collaboration], arXiv:1108.3549.

8. J. Rorie on behalf of the Belle Collaboration, PoS(EPS-HEP2011)257.
9. B. Aubert et al. [BABAR Collaboration], arXiv:0808.0017.
10. G.K.Yeghiyan, Phys. Rev. D **80** (2009) 115019.
11. P. del Amo Sanchez et al. [BABAR Collaboration], Phys. Rev. Lett. **107**, (2011) 021804.
12. B. Aubert et al. [BABAR Collaboration], Phys. Rev. Lett. **103**, (2009) 251801.