

The DEPOSIT computer code: calculations of electron-loss cross sections for complex ions colliding with neutral atoms.

Mikhail S. Litsarev^a

^aDepartment of Physics and Astronomy, Uppsala University, Box 516, 75120 Uppsala, Sweden

Abstract

A description of the DEPOSIT computer code is presented. The code is intended to calculate *total* and *m-fold* electron-loss cross sections (m is the number of ionized electrons) and the energy $T(b)$ deposited to the projectile (positive or negative ion) during a collision with a neutral atom at low and intermediate collision energies as a function of the impact parameter b . The deposited energy is calculated as a 3D-integral over the projectile coordinate space in the classical energy-deposition model. Examples of the calculated deposited energies, ionization probabilities and electron-loss cross sections are given as well as the description of the input and output data.

Keywords: Cross-section, Ion-atom collisions, Electron-loss, Deposited energy, Impact parameter, Slater wave function

June 29, 2018

1. Program summary

Program title: DEPOSIT

Licensing provisions: GNU General Public License version 3

No. of lines in distributed program, including test data, etc.:

Distribution format: tar.gz

Programming language: C++

Computer: Any computer that can run C++ compiler.

Operating system: Any operating system that can run C++ compiler.

Classification: 2.4, 2.6, 4.10, 4.11

Nature of problem: For a given impact parameter b to calculate the deposited energy $T(b)$ as a 3D integral over a coordinate space, and ionization probabilities $P_m(b)$.

For a given energy to calculate the total and m -fold electron-loss cross sections using $T(b)$ values.

Solution method: Direct calculation of the 3D-integral $T(b)$. One-dimension quadrature formula of the highest accuracy based upon the nodes of the Yacobi polynomials for the $\cos \theta = x \in [-1, 1]$ angular variable is applied. The Simpson rule for the $\varphi \in [0, 2\pi]$ angular variable is used. Newton-Cotes pattern of the seventh order embedded into

every segment of the logarithmic grid for the radial variable $r \in [0, \infty]$ is applied. Clamped cubic spline interpolation is done for the integrand of the $T(b)$.

Bisection method and further parabolic interpolation is applied for the solving of the nonlinear equation for the total cross-section. The Simpson rule for the m -fold cross-section calculation is applied.

Running time: For a given energy, the total and m -fold cross sections are calculated within about 15 minutes on 8-core system. The running time is directly proportional to the number of cores.

2. Introduction.

Electron loss (also called projectile ionization or stripping) of positive and negative ions, colliding with neutral atoms, is an important collision process playing a key role in many problems of plasma physics [1]-[6] and physics of accelerators [7]-[10]. For example, electron-loss (EL) cross sections are required for estimation of the ion-beam lifetimes and vacuum conditions (residual-gas pressure and concentrations) in accelerators and storage rings, for energy losses of high-temperature plasmas and for heavy-ion beam-probe (HIBP) diagnostics of plasmas in tokamaks and stellarators. General properties of various atomic processes occurring in the collisions of heavy ions with neutral atomic and molecular targets are investigated in detail and presented in various review articles and books [11]-[20].

At low and intermediate energies, a multiple-electron losses contribution to the EL cross sections can be very large [21]-[23] (up to 50% and more), but with the energy increasing a contribution of multiple EL processes goes down and single-electron losses become dominate. At high and relativistic energies the EL cross sections can be calculated in the relativistic Born approximation [24]-[27]. At low and intermediate energies, the

Email address: mikhail.litsarev@physics.uu.se (Mikhail S. Litsarev)

total EL cross sections can be calculated in the classical approximation using the CTMC approach [22], [28]-[29] (Classical Trajectory Monte Carlo) or the energy-deposition model [30]-[33].

In the CTMC approach all projectile and target electrons are considered as classical particles described by a system of a few hundred coupled Newton-type first-order differential equations with a few thousand trajectories. The corresponding computer code is quite complicated in use and takes a very long run-time.

The DEPOSIT program was created as an alternative code to the CTMC one and is intended to calculate the energy $T(b)$ deposited as a function of impact parameter b to the projectile (positive or negative *ion*) during a collision with a neutral atom. The obtained $T(b)$ values are then used for total and m -fold EL cross-section calculations (see Section 3). The code is based on the classical energy-deposition model suggested by N. Bohr [34] and developed later in [35]-[36] for multiple-electron ionization of *atoms* by positive ions. In the DEPOSIT program, the problem of obtaining the energy deposited to the *ions* by neutral atoms is reduced to the calculation of a 3D-integral over the ion coordinate space. The code requires much less computer time and provides approximately the same accuracy of the EL cross sections as the CTMC method, i.e. a factor of 2.

In this paper we describe a numerical implementation of the energy-deposition model in the DEPOSIT computer code and give a brief user guide. One important property of the code is that it allows one to simulate electron-loss cross sections for an arbitrary projectile (neutral atom, positive or negative ion) colliding with arbitrary atomic target. The validity conditions of the code are also discussed.

The article is organized as follows. In Section 3 we briefly describe basic ideas and physical points of the developed method. In Section 4 we use these results and explain the numerical implementation of the model. Some basic examples on how to use the DEPOSIT code from the user's point of view are set out in Section 5. Finally, conclusions are given in Section 6. Atomic units are used throughout the paper.

3. Physical model

The energy $T(b)$ transferred to the projectile ion by a neutral target atom as a function of the impact parameter b is given by a 3D-integral over the projectile coordinate space [33]:

$$T(b) = \sum_{\gamma} \int \rho_{\gamma}(r) \Delta E_{\gamma}(p) d^3 \mathbf{r}. \quad (1)$$

In the sum index γ labels principal n and orbital l quantum numbers of atomic shell, $\gamma = nl$. The summation is over all occupied shells of the projectile ion.

In the DEPOSIT code, the projectile electron density $\rho_{\gamma}(r)$ for the γ -shell is presented by the nodeless Slater wave function

$$\rho_{\gamma}(r) = N_{\gamma} P_{\gamma}^2(r), \quad P_{\gamma}(r) = \left[\frac{(2\beta)^{2\mu+1}}{\Gamma(2\mu+1)} \right]^{1/2} r^{\mu} e^{-\beta r}, \quad (2)$$

and normalized to the total number of the projectile electrons N

$$\sum_{\gamma} \int_0^{\infty} \rho_{\gamma}(r) dr = \sum_{\gamma} N_{\gamma} = N. \quad (3)$$

Here $\Gamma(x)$ is the Gamma function, β and μ are Slater parameters [37], [38].

In the classical approximation the kinetic energy, deposited to the shell γ by the target atom can be expressed in the form:

$$\Delta E_{\gamma} = \frac{(u_{\gamma} + \Delta u_{\gamma})^2}{2} - \frac{u_{\gamma}^2}{2}, \quad (4)$$

where u_{γ} is the orbital velocity of the electron in the γ -shell and Δu_{γ} denotes the energy gain by the electron. The values u_{γ} and Δu_{γ} are obtained from the classical equations

$$u_{\gamma} = \sqrt{2I_{\gamma}}, \quad (5)$$

$$\Delta u_{\gamma} = \int_{-\infty}^{\infty} \frac{dU(R)}{dp} dt = \int_{-\infty}^{\infty} \frac{dU(R)}{dR} \frac{dR}{dp} dt, \quad (6)$$

where I_{γ} is the binding energy of the projectile γ -shell. The function $U(R)$ denotes the field of a neutral atom at a distance R from its nucleus and is calculated as a sum of three Yukawa-type potentials with five fitting parameters A_i , α_i obtained from the Dirac-Hartree-Fock-Slater calculations [39]:

$$U(R) = -\frac{Z}{R} \sum_{i=1}^3 A_i e^{-\alpha_i R}, \quad \sum_{i=1}^3 A_i = 1, \quad (7)$$

$$R^2 = p^2 + v_r^2 t^2, \quad v_r = \sqrt{v^2 + u_{\gamma}^2}. \quad (8)$$

Here v denotes the velocity of the projectile (the straight-line trajectory approximation is used) and v_r is the relative velocity.

The impact parameter \mathbf{p} is a function of \mathbf{b} and \mathbf{r} and in spherical coordinates (r, θ, φ) has the following dependence in the frame of the moving projectile:

$$p^2 = (b - r \cos \theta)^2 + (r \cos \varphi \sin \theta)^2. \quad (9)$$

The energy gain Δu_{γ} in eq. (6) diverges at small impact parameters p and must be renormalized [33]. After normalization of Δu_{γ} the deposited energy ΔE_{γ} is finally determined depending on the relation between ion velocity v and orbital velocity u_{γ} as

$$\Delta E_{\gamma}(p) = \Delta E_{\gamma}^{<}(p) \theta(u_{\gamma} - v) + \Delta E_{\gamma}^{>}(p) \theta(v - u_{\gamma}), \quad (10)$$

where

$$\Delta E_{\gamma}^{<}(p) = \frac{2N_{\text{eff}}^{(\gamma)} u_{\gamma} \sum_{i=1}^3 A_i F(\alpha_i p)}{v_r \left(p + \frac{4u_{\gamma}}{v_r v^2} \right)}, \quad (11)$$

$$\Delta E_{\gamma}^{>}(p) = \frac{2Z^2 \left[\sum_{i=1}^3 A_i F(\alpha_i p) \right]^2}{v^2 (p^2 + Z^2/v^4)}. \quad (12)$$

The step theta-function $\theta(x)$ is defined in a standard way

$$\theta(x) = \begin{cases} 0, & x < 0 \\ 1/2, & x = 0 \\ 1, & x > 0. \end{cases} \quad (13)$$

In order to avoid the thresholds in every point $v = u_\gamma$ due to the discrete behaviour of the $\theta(x)$ (i.e. to make the deposited energy $\Delta E_\gamma(p)$ a smooth function), the step theta-function is replaced by the right-hand side Fermi-smearing function

$$n_f(x) = \frac{1}{e^{-kx} + 1}. \quad (14)$$

The $n_f(x)$ becomes the $\theta(x)$ when $k \rightarrow \infty$. Parameter value $k = 3$ is taken by default. It is an input parameter and can be changed, if it is needed. Thus,

$$\Delta E_\gamma(p) = \Delta E_\gamma^<(p) n_f(u_\gamma - v) + \Delta E_\gamma^>(p) n_f(v - u_\gamma), \quad (15)$$

The constant variable $N_{\text{eff}}^{(\gamma)}$ depends on the mean radius r_γ of the projectile shell and on the atomic radius R_A of the target atom

$$N_{\text{eff}}^{(\gamma)} = \begin{cases} Z \frac{r_\gamma^2}{R_A^2}, & r_\gamma \leq R_A, \\ Z, & r_\gamma > R_A, \end{cases} \quad (16)$$

where $r_\gamma = \mu_\gamma I_\gamma^{-1/2}$. The mean radii R_A for neutral atoms are given in [40]. The validity conditions are discussed in [31].

The function $F(y)$ in eqs. (11) and (12) is a result of using the potential $U(R)$ in the form (7) and is given by

$$F(y) = \int_0^\infty y^2 e^{-\sqrt{y^2+x^2}} \left[\frac{1}{(y^2+x^2)^{3/2}} + \frac{1}{y^2+x^2} \right] dx. \quad (17)$$

It can also be represented as

$$F(y) = y K_1(y) = \int_0^\infty e^{-\sqrt{y^2+x^2}} dx, \quad (18)$$

where $K_1(y)$ is the *modified Bessel function of the second kind* (see [41], p. 375, eq. 9.6.2, [42]). Integral (18) does converge for all positive y . It has the following expansion for y close to zero (which can be obtained from ref. [41], eq. 9.8.7, p. 379 and eq. 9.8.3, p. 378)

$$F(y \rightarrow 0_+) = 1 + \left(\frac{1}{2} \ln \frac{y}{2} + 0.03860786 \right) y^2 + O(y^3). \quad (19)$$

To speed up the calculations it is interpolated by using of clumped cubic splines [43], p. 97.

Once the $T(b)$ energy is determined, the *total* EL cross-section can be obtained directly as

$$\sigma_{\text{tot}}(v) = \sum_{m=1}^N \sigma_m = \pi b_{\text{max}}^2, \quad (20)$$

where b_{max} is (numerically) found from the equation

$$T(b_{\text{max}}) = I_1 \quad (21)$$

and I_1 denotes the (first) ionization potential of the projectile.

The m -fold EL cross-section $\sigma_m(v)$ can be calculated as

$$\sigma_m(v) = 2\pi \int_0^\infty P_m(b) b db, \quad (22)$$

where $P_m(b)$ is a probability to ionize m electrons from the projectile.

In the CTMC method the probabilities $P_m(b)$ are calculated numerically. To calculate $P_m(b)$ in the present approach the Russek-Meli model [44] is used. In this model the $P_m(b)$ probabilities are given in a close analytical form as functions of the deposited energy $T(b)$ and the ionization potentials I_k of the projectile

$$P_m(b) = \binom{N'}{m} S_m(\eta_m(b)) / \sum_{i=1}^{N'} \binom{N'}{i} S_i(\eta_i(b)), \quad (23)$$

$$S_m(x) = 2^{(m-1)/2} \pi^{(m/2)} x^{(3m-2)/2} / (3m-2)!! \quad (24)$$

$$\eta_k(b) = \frac{T(b)}{I_1} - \sum_{i=1}^k \frac{I_k}{I_1}, \quad (25)$$

Here $\binom{N'}{m}$ denotes the binomial coefficient, $\{a\}$ is the integer part of a . Double factorial means $m!! = m(m-2)(m-4) \dots p$ with $p = 1$ for odd m and $p = 2$ for even m correspondingly, and $S_m(x < 0) = 0$ by definition.

The probabilities $P_m(b)$ satisfy the normalization condition at every impact parameter b

$$\sum_{m=1}^{N'} P_m(b) = 1, \quad (26)$$

as it follows from the equations (23)-(25). The variable N' here means the number of active electrons considered to be ionized. Actually, N' in equations (23), (26) should be equal to the number of projectile electrons N , but due to the rapid convergence of the sum (26) it can be cut off at $N' \leq N$ value.

Using the deposited energies $T(b)$ calculated in the DEPOSIT code and the ionization potentials I_k of the projectile ion, the m -fold EL cross sections $\sigma_m(v)$ can be calculated straightforwardly by applying equation (22).

4. Numerical procedure

From the numerical point of view the challenge for the evaluation of the deposited energy (1) is a three-dimensional integral over the projectile-ion coordinate space. For a given γ -shell it can be written in general form as

$$T_\gamma(b) = \int_0^\infty dr \int_{-1}^1 dx \int_0^{2\pi} d\varphi R(r) F(b, r, x, \varphi). \quad (27)$$

For simplicity, γ -notation is skipped in the right-hand side of the integral. Parameter b is fixed, and functions $R(r)$ and $F(b, r, x, \varphi)$ are smooth, real and do not have any singularities. Function $F(b, r, x, \varphi)$ is nothing but $\Delta E_\gamma(p)$ given by the expressions (11) and (12), and the radial function $R(r)$ has a Slater-type behaviour and represents the electron-density contribution (2)

$$R(r) = N_1 C_1^2 r^{2\mu} e^{-2\beta r}. \quad (28)$$

Here C_1 is a normalization factor from the equation (2), N_1 is the number of electrons in given γ -shell.

In the expression (27) all three integrals over the variables r , x and φ have a constant upper and lower limits. It means that each can be split out and considered separately like one-dimensional integral with a given set of fixed parameters, namely

$$F_{brx}(b, r, x) = \int_0^{2\pi} d\varphi F(b, r, x, \varphi), \quad (29)$$

$$F_{br}(b, r) = \int_{-1}^1 dx F_{brx}(b, r, x), \quad (30)$$

$$T_\gamma(b) = \int_0^\infty dr R(r) F_{br}(b, r). \quad (31)$$

4.1. Integration over the angles

In the integral (29) the dependency on φ is expressed only by $\cos^2\varphi$ as it follows from the equation (9). Due to the symmetry of the $\cos^2\varphi$ function, implementation of the Simpson's rule [45], [46] to the integral (29) can be done in the following way

$$\int_0^{2\pi} f(\cos^2\varphi) d\varphi \approx \frac{2\pi}{3N_c} (S_\varphi + f_0 + 4f_1 + f_{N_c}), \quad (32)$$

$$S_\varphi = \sum_{k=1}^{N_c/2} (4f_{2k+1} + 2f_{2k}), \quad f_k = f(\cos^2 \frac{\pi k}{2N_c}), \quad (33)$$

where N_c must be even and $f(\cos^2\varphi) = F(b, r, x, \varphi)$. Discrepancy estimation for eq. (32) is given in ref. [46].

Integral (30) can be done by the following rule

$$\int_{-1}^1 f(x) dx \approx 2 \frac{f(-1) + f(1)}{(n+1)(n+2)} + \sum_{k=1}^n A_k f(x_k), \quad (34)$$

$$A_k = \frac{8(n+1)}{(n+2)(1-x_k^2)^2 [(P_n^{(1,1)}(x_k))']^2}, \quad (35)$$

with an error estimation given in ref. [46]. Here, $P_n^{(1,1)}(x)$ is a Yacobi polynomial, x_k is the k -th root of the polynomial $P_n^{(1,1)}(x)$, $f(x) = F_{brx}(b, r, x)$. For the choice of the $n = 53$ numeric error is equal to $\lambda \cdot 10^{-15}$, where numeric factor λ depends on a given system, i.e. the function $F_{brx}(b, r, x)$.

To speed up the computing procedure based on formulas (34), (35) preliminary calculations of the Yacobi polynomial roots x_k and coefficients A_k have been done. These two data sets have been directly built in the present code.

4.2. Integration over the radius

Due to the Slater-type behaviour of the radial function (28), integrand $R(r)F_{br}(b, r)$ decreases exponentially. The main contribution to the integral (31) function $R(r)F_{br}(b, r)$ makes in the range $[0, r_{\max}]$. The infinity limit can be cut off in the r_{\max} point. The value of r_{\max} is an input parameter, which is ordinary taken approximately equal to 100, depending on the projectile ion size. Input parameters are described in Section 5.

To do integral (31) the logarithmic grid with an input parameter N_{grid} is used

$$r_i = r_{\max} e^{(i-N_{grid})/t_0}, \quad 0 \leq i \leq N_{grid}, \quad t_0 = 32, \quad (36)$$

and a Newton-Cotes quadrature formula for the seven-points interval

$$I_i^{i+1} = \frac{x_{i+1} - x_i}{6 \cdot 140} [41f(x_i) + 216f(x_{i+\frac{1}{6}}) + 27f(x_{i+\frac{2}{6}}) + 272f(x_{i+\frac{3}{6}}) + 27f(x_{i+\frac{4}{6}}) + 216f(x_{i+\frac{5}{6}}) + 41f(x_{i+1})], \quad (37)$$

is applied for every range $[r_i, r_{i+1}]$ (see ref. [41], p.886, eq. 25.4.16). Here $x_i = r_i$ and points in the interval $[x_i, x_{i+1}]$ are distributed uniformly.

In this way integral (31) can be done by the following rule

$$\int_0^{r_{\max}} f(r) dr \approx \sum_{i=0}^{N_{grid}-1} I_i^{i+1}. \quad (38)$$

4.3. The total cross-section calculations

The total-cross section σ_{tot} is calculated from equation (20), where the b_{\max} parameter is taken as a numerical solution of equation (21). Function $T(b)$ monotonically decreases with increasing of parameter b near the b_{\max} point (a typical example of $T(b)$ behaviour is given in Figure 1).

To solve equation (21) under these conditions the bisection method is applied within a given range $[b_1, b_2]$, where b_1 and b_2 are input parameters. The bisection procedure is stopped when the condition

$$b_2^{(i)} - b_1^{(i)} < \varepsilon, \quad \varepsilon = 10^{-3}, \quad (39)$$

is satisfied, where i is the number of iteration. Then the quadratic interpolation procedure is used to find the local minimum of the $(T(b) - I_1)^2$ function near the b_{\max} value using three abscissa points

$$b_0 - \varepsilon/4, \quad b_0, \quad b_0 + \varepsilon/4, \quad (40)$$

where $b_0 = (b_1^{(i_0)} + b_2^{(i_0)})/2$, i_0 is the final bisection step controlled by the condition (39). Once the b_{\max} parameter is determined, the σ_{tot} value is calculated by applying the equation (20).

4.4. The m -fold cross-section calculations

The m -fold cross sections σ_m are calculated by formula (22), where the integration is done from 0 up to b_{\max} . To do integral (22) one, first of all, needs to calculate $T(b)$ values in every point of the integration grid as it follows from equations (23) and (25).

The grid is taken with a fixed step $h \leq 0.01$ on the $[0, b_{\max}]$ range. The number of points

$$N_p = [(1 + \{b_{\max}/0.01\}) \mathbf{div} 2] \cdot 2, \quad (41)$$

and the grid points are

$$x_j = jh, \quad j = 0, 1 \dots N_p, \quad h = b_{\max}/N_p. \quad (42)$$

The integer part of a in equation (41) is labeled as $\{a\}$, and the integer division operation is noted as \mathbf{div} .

The Simpson rule

$$\int_0^{b_{\max}} f(x)dx \approx \frac{h}{3} [f(x_0) + F_2 + F_4 + f(x_{N_p})], \quad (43)$$

$$F_2 = 2 \sum_{j=1}^{N_p/2-1} f(x_{2j}), \quad F_4 = 4 \sum_{j=1}^{N_p/2} f(x_{2j-1}) \quad (44)$$

is applied to do integration (22) on grid (42).

The probabilities $P_m(b)$ are implemented in correspondence to equations (23) – (25) with the following boundary conditions

$$P_m(b < \epsilon_0) = \begin{cases} 1, & m = 1, \\ 0, & 1 < m \leq N', \end{cases} \quad (45)$$

$$P_m(b > M_\infty) = \begin{cases} 0, & 1 \leq m < N', \\ 1, & m = N', \end{cases} \quad (46)$$

where $\epsilon_0 = 10^{-12}$ and $M_\infty = 10^{20}$, N' is a cutoff value for the sum (26).

To avoid divergence in the numeric calculations of factorials and powers of 2, π and x in equations (23) and (24) the following approach to $P_m(b)$ calculation have been implemented

$$P_m(b) = \left[1 + \sum_{i=1, i \neq m}^{N'} \exp(\Lambda_i^m(b)) \right]^{-1}, \quad (47)$$

$$\Lambda_i^m(b) = S_1^{m,i} + S_2^{m,i} + S_3^{m,i} + S_4^{m,i} + S_5^{m,i}(b) \quad (48)$$

$$S_1^{m < i} = \sum_{k_1=N'-i+1}^{N'-m} \ln k_1 - \sum_{k_2=m+1}^i \ln k_2, \quad (49)$$

$$S_1^{m > i} = \sum_{k_1=i+1}^m \ln k_1 - \sum_{k_2=N'-m+1}^{N'-i} \ln k_2, \quad (50)$$

$$S_2^{m,i} = \sum_{k_1=+2}^{3m-2} \ln k_1 - \sum_{k_2=+2}^{3i-2} \ln k_2, \quad (51)$$

$$S_3^{m,i} = (\{(i-1)/2\} - \{(m-1)/2\}) \ln 2, \quad (52)$$

$$S_4^{m,i} = (\{i/2\} - \{m/2\}) \ln \pi, \quad (53)$$

$$S_5^{m,i}(b) = (3i/2 - 1) \ln \eta_i(b) - (3m/2 - 1) \ln \eta_m(b). \quad (54)$$

Summation in the first sum of equation (51) over k_1 is done for all even positive $k_1 \leq 3m - 2$, if m is even, and for all odd positive k_1 , if m is odd, as well as summation over even/odd positive k_2 for even/odd i in the second sum of equation (51) correspondingly.

Integral (22) for every σ_m is done on the same grid (42) $[0, b_{\max}]$. An example of the $P_m(b)$ probabilities is given in Figure 2.

4.5. Parallelization

Integral (1) representing the deposited energy $T(b)$ after all implementation steps is finally reduced to the summation rule (38). It can be broken down into the N_{core} subsumes where N_{core} is the number of MPI (Message Passing Interface) threads (cores). For parallel version of the present code the OpenMPI library is used [47].

In the parallel version integration in (38) for a given q -th core, $0 \leq q < N_{core}$, is done by the rule

$$I(q) = \sum_{i=i_1[q]}^{i_2[q]-1} I_i^{i+1}, \quad (55)$$

where

$$i_1[q] = q \left\{ \left\{ \frac{N_{grid}}{N_{core}} \right\} + 1 \right\}, \quad (56)$$

$$i_2[q] = \begin{cases} i_1[q+1], & i_1[q+1] \leq N_{grid}, \\ N_{grid}, & otherwise. \end{cases} \quad (57)$$

The integer part of a is labeled as $\{a\}$. After the partial summations (55) on every core the final result

$$\sum_{q=0}^{N_{core}-1} I(q) = \sum_{i=0}^{N_{grid}-1} I_i^{i+1} \quad (58)$$

is collected by calling the Allreduce MPI function.

As one can see the parallelization having done in the way (55) does not harm the rule (37). This remarkable property combines high accuracy with high performance.

5. Input/output

5.1. Input

All input parameters for the program are set up by means of one input text file with the proper keywords. Every keyword can be put in arbitrary place of the input file without a definite compliance of the order. The program is case-sensitive to the keywords. Comments can be added in C/C++ programming language style.

The keywords are: Vi - velocity of the projectile in frame of the neutral atomic target given in atomic units, ZA - atomic charge and RA - effective radius of the atomic target, see equations (11), (12) and (16). Each of these parameters should be followed by one or several spaces and a real number (the value of the parameter). For example, for the $Ba^{2+} + O$ collision at the energy $E = 2.5$ MeV/u they are

```
Vi      10.0
Za      8.0
Ra      1.239652
```

Two values A_1 and A_2 for the equation (7) are given after the keyword A_exp. Three values α_1 , α_2 , α_3 for the equation (7) are given after the keyword alf_exp.

```
A_exp   0.0625   0.9375
alf_exp 14.823   2.0403   0.0
```

First integer value after the keyword `shells` sets up the number of the ion γ -shells. The number of electrons N_γ , the values of the coefficients $C_{1\gamma}, \mu_\gamma, \beta_\gamma$ for the density (28) and binding energy I_γ must be put in as well. For every γ -shell it is more convenient to set up the five parameters from a new line. Rules for calculation of the $C_{1\gamma}, \mu_\gamma, \beta_\gamma$ parameters are given in the references [31], [38]. The binding energies I_γ are put in electronvolts (eV). The values of I_γ can be found in [40], [48]-[52].

```
Shells 7
//N      C1      mu      beta      I(eV)
 8       7.778   4.0    2.5625   33.11 // 5sp8
10      121.07   3.5    4.8143  106.044 // 4d10
 8      956.5335 3.5    8.0714  215.52 // 4sp8
10     2252.830 3.0   11.6167  801.35 // 3d10
 8     5404.971 3.0   14.9167 1152.6 // 3sp8
 8     3951.539 2.0   25.925  5542.13 // 2sp8
 2      831.405 1.0    55.7    37455.41 // 1s2
```

The keyword `b_range` gives b_{\min} , b_{\max} , and Δb for calculation and plotting $T(b)$.

```
// T(b) curve
   b_range 0.0 3.0 0.01
```

The step parameter Δb does not need to be the range divided by an integer; b -points are chosen by the rule $b_i = b_{\min} + i\Delta b$, $i = 0, 1, 2, \dots, k$, $b_k \leq b_{\max}$, $b_{k+1} > b_{\max}$.

To calculate the total cross section σ_{tot} one needs to give a keyword `Sigma_tot` with three parameter values: bisection start range $[b_1, b_2]$ (see Section 4.3) and the first ionization potential I_1 [eV].

```
// Total cross section
   Sigma_tot 0.0 11.0 34.45
```

To calculate m -fold cross sections σ_m , where $1 \leq m \leq N'$, one needs to give a keyword `Sigma_m_fold` with $N' + 1$ values: the value of N' parameter and N' values of m -th ionization potentials I_m [eV] (see equations (22)-(26) and Section 4.4).

```
// m-fold cross section
   Sigma_m_fold 30
 34.45 48.40 62.35 76.30 92.53
107.1 139.2 155.7 232.2 266.0
299.8 333.6 367.4 401.2 437.8
472.0 506.2 540.5 672.6 710.3
747.9 785.6 839.2 878.2 975.9
1016.0 1586.0 1688.0 1790.0 1892.0
```

One important point is that in order to calculate m -fold cross sections one must also calculate the b_{\max} value from equation (21). It is needed to cut off the integration grid in equation (22). Thus, the `Sigma_m_fold` keyword must be given in the text file with the keyword `Sigma_tot` and all their data.

The remaining parameters should be kept with the default values.

```
rgrid      70.0 600 30
ksmear     3.0
cosN       54
```

Parameter `rgrid` sets up the r_{\max} , N_{grid} and t_0 values for equation (36). The r_{\max} corresponds to the physical infinity for the atomic radial variable. Parameter `ksmear` fixes the k value in equation (14) and parameter `cosN` sets up the number of points N_c in equations (32)-(33). Value of the `cosN` parameter must be only even.

5.2. Output

The name of the input file is passed to the program input with the name of the output file via command line when the program starts. The output of the program is sent to console.

```
> deposit file_name1_inp file_name2_out
```

The program writes a text file with the deposited energy called `energy_Tb_[file_name2_out]`, if the `b_range` keyword is given. The file consists of several columns. The first column contains the b -values, the second column is the $T(b)$ energy and the rest of the columns are the deposited energies for every γ -shell.

The program also writes a text file with the probabilities $P_m(b)$ called `probability_Pm_[file_name2_out]`, if the `Sigma_m_fold` keyword is given. The file consists of several columns. The first column is the b -values in eq. (23) and the other ones are values of the $P_m(b)$ probabilities for the corresponding b points and $1 \leq m \leq N'$.

All input parameters are printed out to the console (for the user's control) and the program starts the calculations.

```
**** DEPOSIT CODE (VERSION 1.27/P) ****
```

```
Number of MPI Threads = 8
```

```
Input reading from file: ba2+_o.txt
```

```
Vi = 10.0 Za = 8 Ra = 1.23965
```

```
A_exp:    0.06250  0.93750  0.00000
alf_exp:  14.82300  2.04030  0.00000
```

```
Shells = 7
```

```
   N      C1      mu      beta      I[eV]
 8.0      7.778   4.0    2.562   33.11
10.0     121.070  3.5    4.814  106.04
 8.0     956.534  3.5    8.071  215.52
10.0    2252.830  3.0   11.617  801.35
 8.0    5404.971  3.0   14.917 1152.60
 8.0    3951.539  2.0   25.925 5542.13
 2.0     831.405  1.0   55.700 37455.41
```

```
   I[au]      u      Neff
 1.22      1.56      ---
 3.90      2.79      ---
 7.92      3.98      ---
29.45      7.67      ---
42.36      9.20      ---
203.67     20.18     0.0511
1376.46     52.47     0.0019
```

```
(r_max = 70.0   Ngr = 600   t0 = 30.0
 ksmear = 3.0   cosN = 54)
```

```
2.317627   0.002461
2.318970   -0.001648
2.318298   0.000405
```

Slater w.f. normalization test:

```
P_1: 1.0000
P_2: 1.0000
P_3: 1.0000
P_4: 1.0000
P_5: 1.0000
P_6: 1.0000
P_7: 1.0000
```

Interpolate:

```
2.318384   0.000143
2.318634   -0.000622
2.318884   -0.001386
```

```
b_total      = 2.318431
Sigma_total  = 16.886438 a.u.
Sigma_total  = 4.728683e-16 cm2
```

According to the equations (11) and (12) the $N_{\text{eff}}^{(\gamma)}$ parameter is used only if $\nu \leq u_\gamma$. In this case the $N_{\text{eff}}^{(\gamma)}$ values are printed out in the Neff column. Otherwise, when $\nu > u_\gamma$, only a dashed line is printed.

For the m -fold cross-section σ_m calculations, it prints out input values of ionization potentials, b -grid data for the integral (22) and values of the deposited energy. Once $T(b)$ energy is calculated, the σ_m data are evaluated and printed out. To check out the calculation the sum rule (20) is applied to the σ_m values and printed after the partial cross sections.

For calculations of the deposited energy $T(b)$ the program prints out the b -mesh information and two columns (b -values and $T(b)$ -values).

b_grid: [0.000; +0.010; 3.000] Npoints = 301

m-fold cross-sections calculation

```
I_1 = 1.2660 a.u. = 34.450 eV
I_2 = 1.7787 a.u. = 48.400 eV
. . . . .
I_28 = 62.0329 a.u. = 1688.000 eV
I_29 = 65.7813 a.u. = 1790.000 eV
I_30 = 69.5297 a.u. = 1892.000 eV
```

Deposited energy T(b) calculation

```
  b      T(b)
0.000000  706.586257
0.010000  706.333016
0.020000  705.566015
. . . . .
2.980000  0.216640
2.990000  0.210448
3.000000  0.204421
```

m-fold Probability grid:

```
N_points = 232
b_max     = 2.3184
grid_step = 0.0100
Save points:
  b      T(b)
0.0000  706.5863
0.0100  706.3334
0.0200  705.5674
0.0300  704.2550
. . . . .
2.2885  1.3606
2.2984  1.3284
2.3084  1.2969
2.3184  1.2660
```

Output T(b) into the file:
energy_Tb_ba2+_o_out.txt

For the σ_{tot} calculations the program prints out the input parameters, bisection search history (39), and interpolation data (40). Finally, it prints out the b_{max} and σ_{tot} values.

Total cross-section calculation

```
I1 = 1.2660 a.u.
b_min = 0.0000   b_max = 11.0000
```

m-fold Cross-sections:

```
  m      a.u.      cm2
  1  6.512001  1.823545e-16
  2  3.688431  1.032866e-16
  3  1.949328  5.458672e-17
  4  1.146097  3.209396e-17
  5  0.750239  2.100883e-17
. . . . .
 26  0.000030  8.382028e-22
 27  0.000000  2.943365e-25
 28  0.000000  1.303180e-30
 29  0.000000  2.553841e-40
 30  0.000000  0.000000e+00
sum 16.886438  4.728683e-16
```

Bisection search:

```
  b      T(b) - I1
0.000000  705.320243
11.000000 -1.266014
 5.500000 -1.265965
 2.750000 -0.851313
 1.375000  8.266428
 2.062500  1.021403
 2.406250 -0.245276
 2.234375  0.280613
 2.320312 -0.005746
 2.277344  0.131173
 2.298828  0.061201
 2.309570  0.027356
 2.314941  0.010713
```

Output Pm(b) into the file:
probability_Pm_ba2+_o_out.txt

Start time: Sun May 20 14:18:36 2012
Stop time: Sun May 20 14:27:55 2012

Example of the calculated m -fold cross sections versus collision energies is given in Figure 3.

6. Conclusions

A description of the DEPOSIT computer code, based on the energy-deposition model, is presented. This approach gives an agreement with experimental data within a factor of two. Numerical implementation of the model is given as well. The algorithms realized in the program allows one to simulate ion-atomic collisions at low and intermediate energies for arbitrary ion-atomic colliding systems. The code is parallelized and can be run in single and parallel modes (on a user PC or supercomputer cluster). The computational speed is proportional to the number of cores.

Acknowledgements

The author is very grateful to V. P. Shevelko for valuable discussions and advice during the preparation of this work. The author is also grateful to O.V. Ivanov and P. Thönstrom for helpful discussions of numeric questions.

The computations were performed on resources provided by the Swedish National Infrastructure for Computing (SNIC) at Uppsala Multidisciplinary Center for Advanced Computational Science (UPPMAX) under the Project *s00311-8* and on resources provided by SNIC at the National Supercomputer Center (NSC) under the Project *matter2*.

References

- [1] I. Hofmann, Nucl. Instrum. Methods A **415** (1998) 11.
- [2] G. Kraft, Progr. Part. Nucl. Phys. **45** (2000) 473 (Suppl. 2).
- [3] R.L. Hickok, Rev. Sci. Instrum. **38** (1967) 142.
- [4] K. Ikeda, Progress in the ITER physics basics Nucl. Fusion **47** (2007).
- [5] J. Meyer, Plasma Phys. Control. Fusion **31** (1989) 1613.
- [6] I. Hofmann, G. Plass, The HIDIF-Study Report GSI-98-06 (Darmstadt: GSI) (1998).
- [7] W. Erb, GSI Report GSI-P-78 (Darmstadt: GSI) (1978).
- [8] B. Franzke, IEEE Trans. Nucl. Sci **28** (1981) 2116.
- [9] D. Mueller, L. Grisham, I. Kagonovich, R.L. Watson, V. Horvat, K.E. Zaharakis, M.S. Arnel, Phys. Plasmas **8** (2001) 1753.
- [10] D. Mueller, L. Grisham, I. Kaganovich, R. L. Watson, V. Horvat, K. E. Zaharakis and Y. Peng, Laser and Part. Beams **20** (2002) 551.
- [11] H.D. Betz, Rev. Mod. Phys. **44** (1972) 465.
- [12] R.K. Janev, L.P. Presnyakov, V.P. Shevelko, Physics of Highly Charged Ions, Springer, Berlin (1985).
- [13] B.H. Bransden, M.R.C. McDowell, Charge Exchange and the Theory of Ion-Atom Collisions, Clarendon, Oxford (1992).
- [14] J. Eichler, W.E. Meyerhof, Relativistic atomic collisions, Academic Press, NY (1995).
- [15] J.H. McGuire, Introduction to dynamic correlation: multiple electron transitions in atomic collisions, Tulane University Press, New Orleans, LA, (1997).
- [16] N. Stolterfoht, R.D. DuBois, R.D. Rivarola, Electron emission in heavy ion-atom collisions, Springer, Berlin (1997).
- [17] V.P. Shevelko, H.Tawara, Atomic multielectron processes, Springer, Berlin (1998).
- [18] H. Beyer, V.P. Shevelko (Eds.), Atomic Physics with Heavy Ions, Springer, Berlin (1999).
- [19] H. Geissel, H. Weick, C. Scheidenberger, et al., Nucl. Instr. and Meth. B **195** (2002) 3.
- [20] A.B. Voitkiv, Phys. Rep. **392** (2004) 191.
- [21] R.E. Olson, R.L. Watson, V. Horvat, K.E. Zaharakis, J. Phys. B **35** (2002) 1893.
- [22] R.E. Olson, R.L. Watson, V. Horvat et al, J. Phys. B. **37** (2004) 4539.
- [23] A.N. Pirumal, V. Horvat, R.L. Watson, et al., Nucl. Inst. Meth. B **227** (2005) 251.
- [24] V.P. Shevelko, Th. Stöhlker, I.Yu. Tolstikhina, Nucl. Instr. Meth. B **184** (2001) 295.
- [25] I.L. Beigman, I.Yu. Tolstikhina, V.P. Shevelko, Tech. Phys. **53** (2008) 546.
- [26] S.N. Andreev, I.L. Beigman, I.Yu. Tolstikhina, V.P. Shevelko, G. Baur, Th. Stöhlker, Bulletin of the Lebedev Physical Institute **35** (2008) 89.
- [27] V.P. Shevelko, I.L. Beigman, M.S. Litsarev, H. Tawara, I.Yu. Tolstikhina, G. Weber, Nucl. Instr. Meth. in Phys. Research B **269** (2011) 1455.
- [28] R.E. Olson, Phys. Rev. A **39** (1989) 5572.
- [29] R.E. Olson, Atomic, Molecular, and Optical Physics Handbook, College Park, MD: AIP (1996) chapter 56.
- [30] V.P. Shevelko, M.S. Litsarev, H. Tawara, J. Phys. B: At. Mol. Opt. Phys. **41** (2008) 115204.
- [31] M.-Y. Song, M.S. Litsarev, V.P. Shevelko, H. Tawara, J.-S. Yoon, Nucl. Instr. Meth. in Phys. Research B **267** (2009) 2369.
- [32] V.P. Shevelko, M.S. Litsarev, M.-Y. Song, H. Tawara, J.-S. Yoon, J. Phys. B: At. Mol. Opt. Phys. **42** (2009) 065202.
- [33] V.P. Shevelko, D. Kato, M.S. Litsarev, H. Tawara, J. Phys. B: At. Mol. Opt. Phys. **43** (2010) 215202.
- [34] N. Bohr, Phil. Mag. **30** (1915) 581.
- [35] C.L. Cocke, Phys. Rev. A **20** (1979) 749.
- [36] N.M. Kabachnik, V.N. Kondratyev, Z. Roller-Lutz, H.O. Lutz Phys. Rev. A **56** (1997) 2848.
- [37] J.C. Slater, Quantum Theory of Atomic Structure, McGraw Hill, New York, (1960).
- [38] V.P. Shevelko, L.A. Vainshtain, Atomic physics for hot plasmas, Bristol:IOP (1993).
- [39] F. Salvat, J.D. Martinez, R. Mayol, J. Parellada, Phys. Rev. A **36** (1987) 467.
- [40] J.P. Desclaux, At. Data Nucl. Data Tables **12** (1973) 311.
- [41] M. Abramowitz, I. A. Stegun (Eds.), Handbook of Mathematical Functions with Formulas, Graphs, and Mathematical Tables, 9th printing, Dover, New York (1972).
- [42] I.S. Gradshteyn and I.M. Ryzhik, Table of Integrals, Series, and Products; 6th edition, Academic Press (2000).
- [43] J.Stoer, R.Bulirsch, Introduction to numerical analysis, Springer-Verlag (1991).
- [44] A. Russek, J. Meli, Physica **46** (1970) 222.
- [45] J.D. Hoffman, Numerical Methods for Engineers and Scientists, Marcel Dekker, New York, Basel (2001).
- [46] V.I. Krylov, Numeric computing of integrals, Nauka, Moscow (1967) (*In russian*).
- [47] <http://www.open-mpi.org>
- [48] T.A. Carlson, C.W. Nestor Jr., N. Wasserman, J.P. McDowell, Atom. Data Nucl. Data Tables **2** (1970) 63.
- [49] K. Rashid, M.Z. Saadi, M. Yasin, At. Data Nucl. Data Tables **40** (1988) 365.
- [50] W. Lotz, JOSA **60** (1970) 206.
- [51] G. Zschornack, G. Musiol, W. Wagner, Dirack-Fock-Slater X-ray energy shifts and electron binding energy changes for all ion ground states in elements up to uranium. Preprint ZfK-574 Zentralinstitut für Kernforschung, Rossendorf bei Dresden (1986).
- [52] H.H. Lo, W.L. Fite, At. Data Nucl. Data Tables **1** (1970) 305.

$Ba^{2+} + O$ at 2.5 MeV/u ($v = 10$ a.u.)

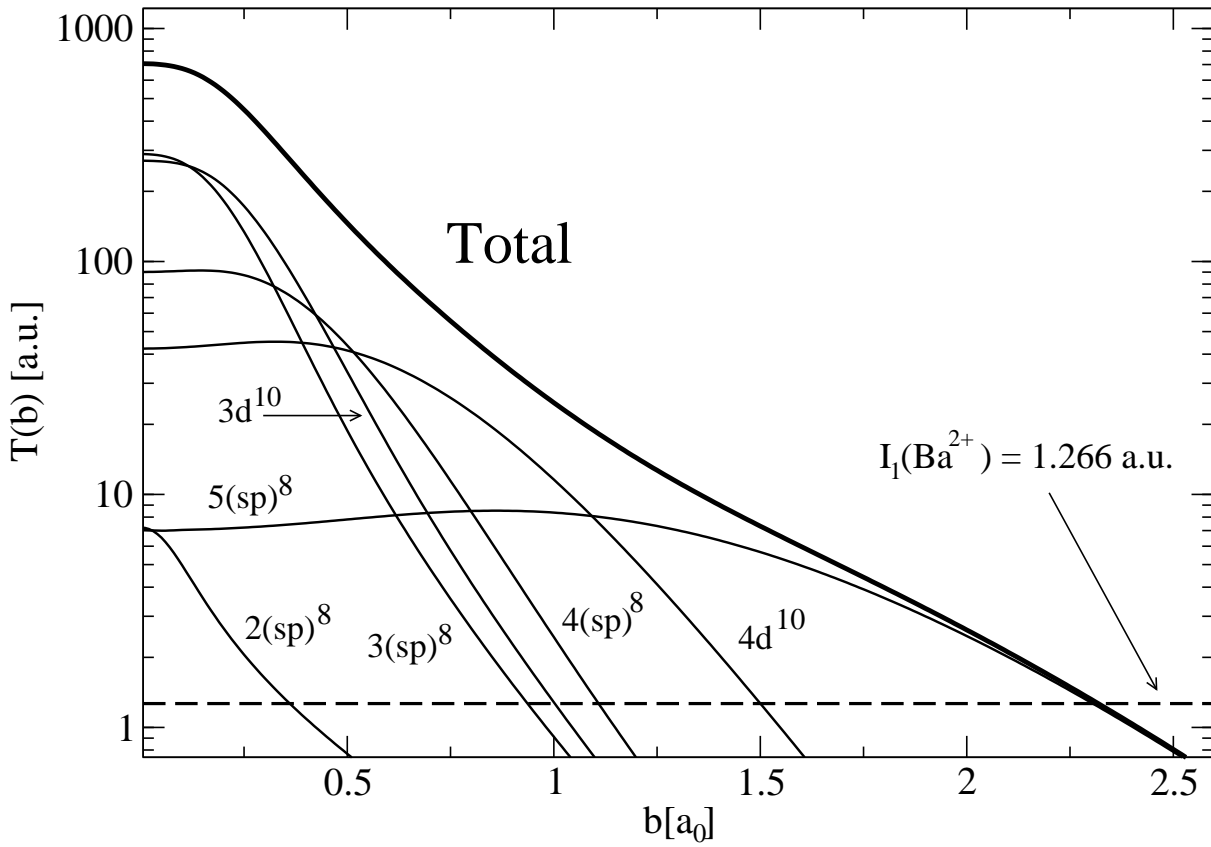


Figure 1: Energy deposition $T(b)$ (in a.u.) to Ba^{2+} ion by an O atom at a collision energy $E = 2.5$ MeV/u ($v = 10$ a.u.) as a function of the impact parameter b , calculated with the DEPOSIT code. Energies deposited onto different electronic (Slater) shells of Ba^{2+} are shown together with the total energy deposition. The horizontal dashed line $I_1 = 1.266$ a.u. (34.45 eV) corresponds to the first ionization potential of Ba^{2+} and shows the minimal energy deposition required for the ionization process. The notation for the Slater shells, for example, $2(sp)^8$ means the electron configuration of the $2s^22p^6$ shell.

$\text{Ba}^{2+} + \text{O}$ at 2.5 MeV/u ($v = 10$ a.u.)

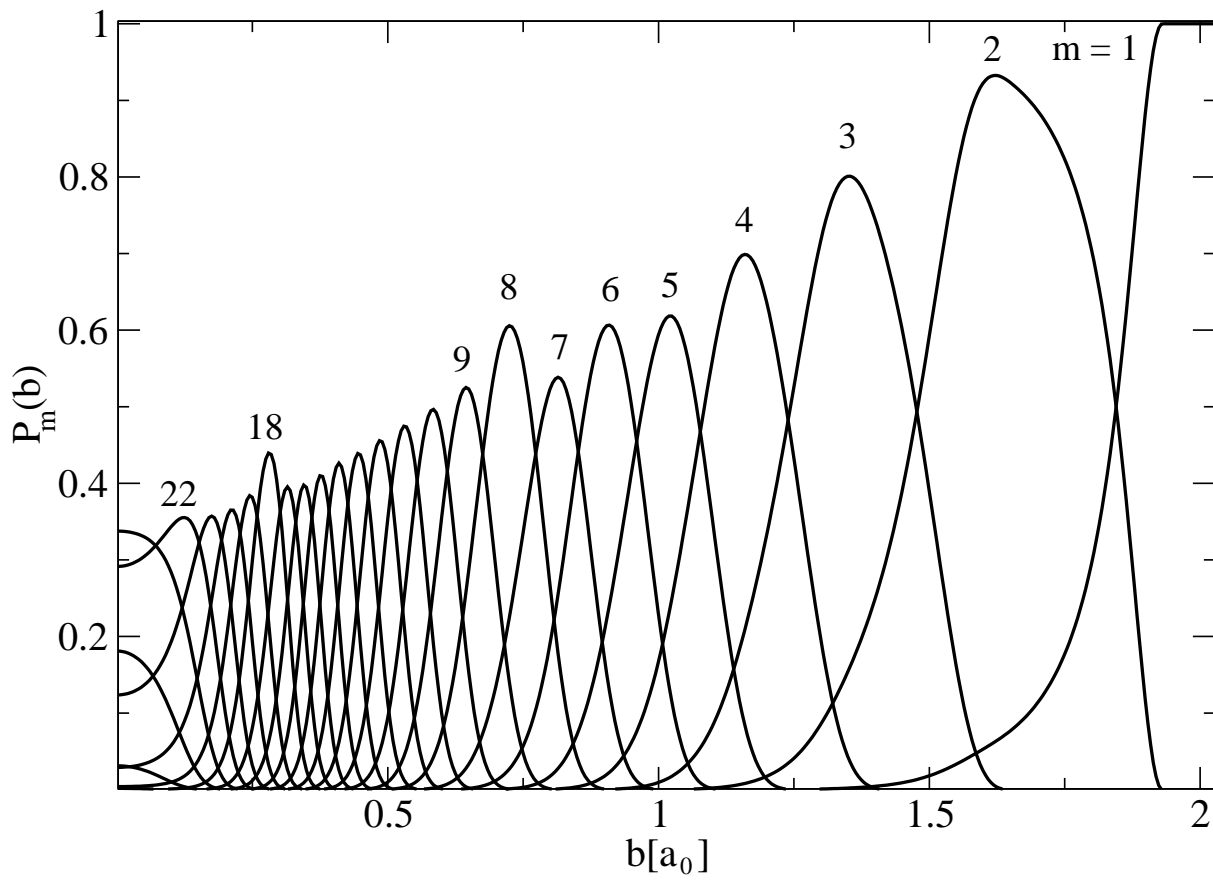


Figure 2: Calculated probabilities $P_m(b)$ for the m -fold ionization of Ba^{2+} ions colliding with O atoms at energy $E = 2.5$ MeV/u ($v = 10$ a.u.) as a function of the impact parameter b , eqs. (23)-(25).

$Ba^{2+} + O$

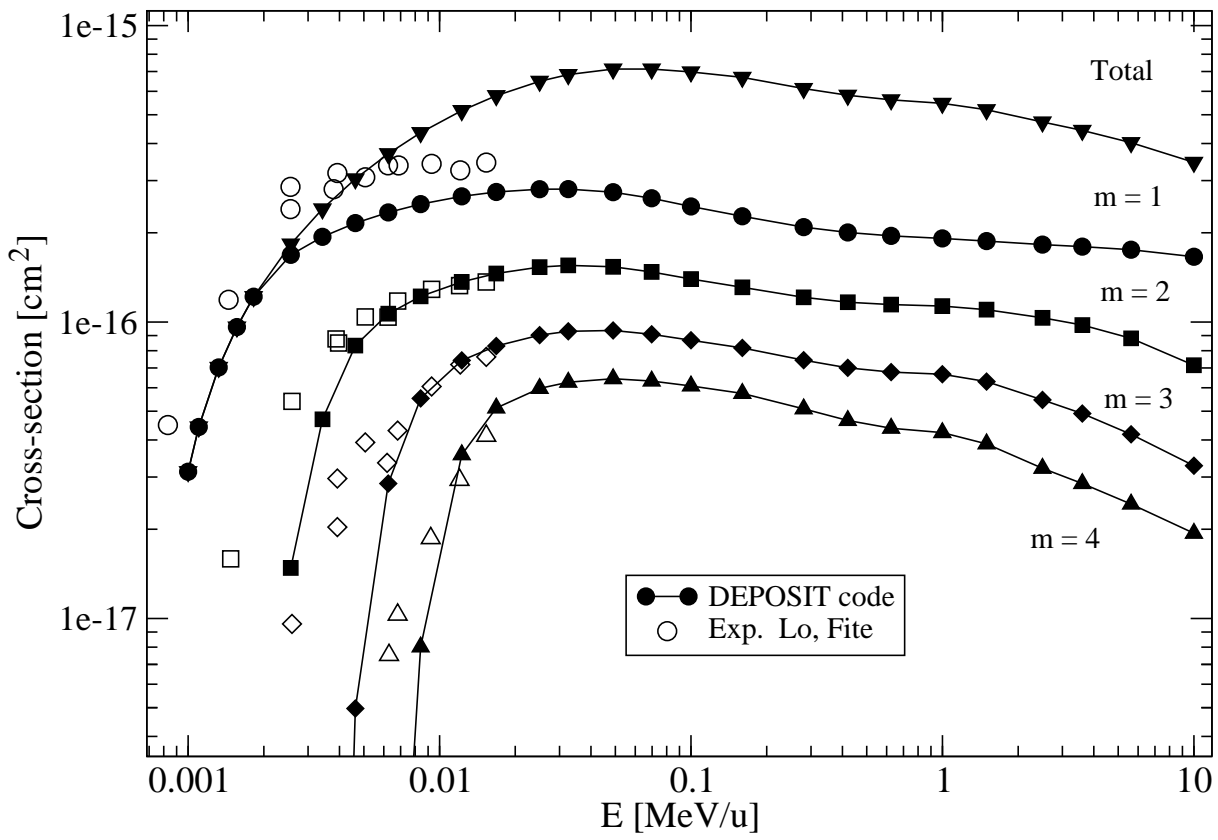


Figure 3: The total and m -fold electron-loss cross sections of Ba^{2+} ions colliding with O atoms as a function of ion energy for ejection of $m = 1, 2, 3, 4$ electrons calculated by the DEPOSIT code (solid symbols). Experimental data from [52] are available only for the m -fold cross sections (open symbols). At energies $E < 2$ keV/u only one-electron losses occur, that is why total and one-electron loss cross sections are the same in this region.