

# Extraordinary Sex Ratios: Cultural Effects on Ecological Consequences

F. Molnár Jr.<sup>1</sup>, T. Caraco<sup>2</sup>, G. Korniss<sup>1,\*</sup>

**1 Department of Physics, Applied Physics, and Astronomy, Rensselaer Polytechnic Institute, 110 8<sup>th</sup> Street, Troy, NY, 12180-3590, USA**

**2 Department of Biological Sciences, University at Albany, Albany, NY, 12222, USA**

**\* E-mail: korniss@rpi.edu**

## Abstract

We model sex-structured population dynamics to analyze pairwise competition between groups differing both genetically and culturally. A sex-ratio allele is expressed in the heterogametic sex only, so that assumptions of Fisher’s analysis do not apply. Sex-ratio evolution drives cultural evolution of a group-associated trait governing mortality in the homogametic sex. The two-sex dynamics under resource limitation induces a strong Allee effect that depends on both sex ratio and cultural trait values. We describe the resulting threshold, separating extinction from positive growth, as a function of female and male densities. When initial conditions avoid extinction due to the Allee effect, different sex ratios cannot coexist; in our model, greater female allocation always invades and excludes a lesser allocation. But the culturally transmitted trait interacts with the sex ratio to determine the ecological consequences of successful invasion. The invading female allocation may permit population persistence at self-regulated equilibrium. For this case, the resident culture may be excluded, or may coexist with the invader culture. That is, a single sex-ratio allele in females and a cultural dimorphism in male mortality can persist; a low-mortality resident trait is maintained by father-to-son cultural transmission. Otherwise, the successfully invading female allocation excludes the resident allele and culture, and then drives the population to extinction via a shortage of males. Finally, we show that the results obtained under homogeneous mixing hold, with caveats, in a spatially explicit model with local mating and diffusive dispersal in both sexes.

## Introduction

Since Fisher’s [1] classic insight, sex-ratio evolution [2–4] and the impact of a given sex ratio on ecological dynamics [5–8] have remained central issues in population biology. Fisher [1] noted that neither sex should be rarer at evolutionary equilibrium, a consequence of frequency-dependent selection. That is, equal investment of reproductive effort in the two sexes — commonly implying a sex ratio close to unity — can be evolutionarily stable [9].

Hamilton [10] studied sex ratios departing significantly from unity, emphasizing that Fisher’s argument does not apply when a sex-linked gene controls sex ratio at birth. In particular, if a gene governing sex ratio occurs in the heterogametic sex only (females in the *ZW* system, and males in the *XY* system), the gene’s fitness depends only on the number of heterogametic offspring produced. The frequency of such a gene may advance rapidly, endangering population persistence [11, 12]. That is, a biased sex ratio can leave members of the more common sex without mates; the consequent “marriage squeeze” [5] may lead to population decline [10, 13]. Equivalently, an Allee effect (dependent on the density of each sex) can limit the degree of sex-ratio bias, for given total density, capable of averting direct decline to extinction [6, 14–16]. Our study supposes that an extraordinary sex ratio’s ecological consequence, population persistence or extinction, depends on interaction with a culturally inherited trait.

Cultural traits may enforce a between-sex mortality difference [17]. In certain human cultures, infanticide and neglect increase female mortality [18, 19]; Laland *et al.* [20] assume that these cultural traits are transmitted vertically, *i.e.*, parent to offspring. In other species vertical cultural transmission clearly causes between-sex differences in habitat choice, tool use or foraging behavior, but relationships to sex-

specific mortality rates are unknown [21–24]. Our models explore how a cultural trait influencing male mortality might regulate ecological consequences of sex-ratio evolution. We treat sex ratio as a sex-linked genetic trait, and restrict cultural transmission to the vertical case [25]. Our two-sex population dynamics assumes competition for a growth-limiting resource; competition generates a strong Allee effect. Within a group, each female carries the same sex-ratio allele, and each male experiences the same mortality rate; parameters differ between groups. Resource competition is preemptive; each group has the same niche [26–28].

Our approach assumes pairwise competition between resident and invader groups. The resident group (sex ratio, male mortality culture) rests at ecological equilibrium, and we ask if a rare, different group can invade the resident. Our results for invasion, extinction and (cultural) coexistence indicate how resource competition, cultural variation and sex-ratio evolution interact. Ecological invasion often has a distinctly spatial character [29,30]. Therefore, we extend our model beyond the assumption of homogeneous mixing, and introduce spatial detail by analyzing the model’s reaction-diffusion extension.

## Methods

### General Assumptions

In birds (and butterflies) sex determination follows the  $ZW$  system.  $W$  is the sex-determining chromosome; females are  $ZW$ , and males are  $ZZ$  [31]. Our model assumes that the  $W$  chromosome carries an allele fixing the sex ratio among that female’s offspring. The sex linkage means that a female inherits her mother’s sex ratio, and the sex-ratio gene never occurs in males. Hence, the fitness of the sex-ratio allele (of any gene on the  $W$  chromosome) is advanced only through production of daughters [10]. To focus our discussion accordingly, we model the “female ratio,” the proportion of a female’s offspring born female. Female ratio evolves through competition between groups. Females of a single group carry the same sex-ratio allele. All members of a given group share a vertically transmitted cultural norm that governs male behavior which, in turn, fixes the male mortality rate for that group. Females of different groups share the same mortality rate. Hence, for simplicity, we assume a female adopts her mother’s culture. If both parents belong to the same group, their son faithfully acquires the parental culture. When parents of different cultures (groups) mate, a son acquires one or the other culture, each with probability  $\frac{1}{2}$ .

To address competition between groups, we envision a resident group (a single female ratio and a single male mortality rate) at ecological equilibrium in a resource-limited environment. We then introduce (*via* demic/genetic migration) a small inoculum of an invader group. The resident and the rare invader differ in female ratio and ordinarily differ in male mortality. The competitive dynamics proceeds to ecological equilibrium. If the rare female-ratio allele has positive growth, it will drive change in culture. Since individuals mate randomly, extinction of a group’s female-ratio allele need not always imply loss of the associated cultural trait. However, loss of a cultural mortality trait implies that the associated female-ratio allele has been excluded competitively.

Our population dynamics differs from models for gene-culture coevolution where different alleles and cultural traits directly affect each other’s evolution [20]. Our model’s cultural trait directly influences the resident’s population density and the invader’s growth rate when rare; female ratios and male mortalities interactively drive the invader’s dynamics. We do not assume functional dependence between the genetic and cultural traits. Rather, we evaluate consequences of the feasible range of male-mortality rate combinations for the entire range of female ratio combinations (resident and invader).

### Mathematical Model

Consider two-sex population growth with two female ratio/male mortality groups; the groups let us model resident-invader differences. When a female of group  $i$  ( $i = 1, 2$ ) reproduces, the resulting offspring is

female with probability  $\theta_i$ , and male with probability  $(1 - \theta_i)$ , independently of the group of the male with whom she mates.  $\theta_i$  is the female ratio for group  $i$ , transmitted faithfully from mother to daughter. Different groups, by definition, differ in female ratio. All females have the same mortality rate,  $\mu_f$ .

A male's group specifies his mortality rate,  $\mu_i$  ( $i = 1, 2$ ). If male mortality exceeds the rate for females,  $\mu_1, \mu_2 > \mu_f$ . But we do not exclude the case where the female mortality exceeds one or both male rates. If both parents belong to the same group, each male offspring has that group's mortality rate, acquired by vertical cultural transmission. If a male's parents belong to different groups, the male acquires mortality rate  $\mu_i$  with probability  $\frac{1}{2}$ .

$F_i$  and  $M_i$  represent the global density of females and males, respectively, of group  $i$ . All individuals require the same resources, so that population growth at larger densities will self-regulate. The preceding assumptions imply the following dynamics under homogeneous mixing (or "mean-field"):

$$\begin{aligned} \partial_t F_1 &= \theta_1 (1 - N) F_1 (M_1 + M_2) - \mu_f F_1 \\ \partial_t M_1 &= (1 - N) \left[ (1 - \theta_1) F_1 \left( M_1 + \frac{M_2}{2} \right) + (1 - \theta_2) F_2 \left( \frac{M_1}{2} \right) \right] - \mu_1 M_1 \\ \partial_t F_2 &= \theta_2 (1 - N) F_2 (M_1 + M_2) - \mu_f F_2 \\ \partial_t M_2 &= (1 - N) \left[ (1 - \theta_2) F_2 \left( \frac{M_1}{2} + M_2 \right) + (1 - \theta_1) F_1 \left( \frac{M_2}{2} \right) \right] - \mu_2 M_2, \end{aligned} \quad (1)$$

where  $N = F_1 + M_1 + F_2 + M_2$  is total global density;  $0 \leq N \leq 1$ . Males encounter females as a mass-action process, modeling random mating [14, 25]; more complicated assumptions about pair formation suggest different "marriage functions" [8]. The fraction of matings that reproduce successfully equals the unoccupied fraction of the environment,  $(1 - N)$ . Below we take group 1 as the resident, and identify group 2 as the (initially rare) invader.

If only a single group occupies the environment, the equations reduce to those studied by Tainaka et al. [12]:

$$\begin{aligned} \partial_t F &= \theta (1 - M - F) FM - \mu_f F \\ \partial_t M &= (1 - \theta) (1 - M - F) FM - \mu_m M. \end{aligned} \quad (2)$$

The authors focused on the symmetric case,  $\mu_f = \mu_m$ . An important feature of this model is that the cubic dynamics produces a strong Allee effect [15, 16]. That is, there exists a threshold for the initial population density, below which growth is necessarily negative, and extinction must follow [14]. The single-group model serves as the starting point of our analysis. In particular, initial conditions of our competition dynamics will depend on the stable, non-trivial fixed point of the single-group model (corresponding to positive equilibrium densities for females and males of group 1).

## Analytic and Numerical Methods

We assume that the population dynamics is fast compared to the time scale of immigration (invasion of new gene-culture groups). Then female ratio should evolve through a series of successful invasions of populations resting at demographic equilibrium. Therefore, we obtained the fixed points (stationary solutions) of Eqs. (1) analytically (see Supporting Information S1 and S2), and we used numerical integration to analyze their local stability.

Since this study employs extensive numerical integration, we justify our choice of an ordinary differential equation (ODE) solver. Equations (1) are strongly coupled and may become stiff, a challenge to the solver. Speed is another important factor because we mapped the entire parameter space of the model, which requires a very large amount of computation. We chose the explicit fourth-order Runge-Kutta method [32], which gives the precision we require. We utilized adaptive time stepping to avoid problems with any potential stiffness, and to increase integration speed when the slopes of the densities were small.

Since we are interested in stationary solutions of the equations, the stopping condition for the integration specifies that all numerical derivatives are smaller than a predetermined limit:

$$\frac{\Delta A}{\Delta t} < \epsilon, \quad A \in \{F_1, M_1, F_2, M_2\} \quad (3)$$

In our ODE numerical integrations, we set the stopping condition at  $\epsilon = 10^{-8}$ .

Eqs. (1) assume that each individual encounters any potential mate at the same average rate. But full mixing will seldom prove realistic, since mating encounters ordinarily occur more frequently between nearby, than between distant pairs. Spatially structured mating can be especially important during ecological invasion, because introduced invaders often cluster locally [29, 30, 33–35]. To address spatial detail, we generalized Eqs. (1) as a reaction-diffusion system [36]. To model spatially structured mating encounters, we replaced the homogeneous global densities with the corresponding local densities ( $F_i(\mathbf{x})$ ,  $M_i(\mathbf{x})$ ) at location  $\mathbf{x}$ . To model dispersal we added a diffusion term ( $D_{\text{diff}} \nabla^2 F_i(\mathbf{x})$  and  $D_{\text{diff}} \nabla^2 M_i(\mathbf{x})$  for group  $i$ ) to the respective equation of motion. To integrate the spatial model numerically, we discretized the partial differential equations (PDEs) to ODE equations (based on the Method of Lines technique [37]) on a rectangular grid of size  $400 \times 400$  (representing an area of  $100 \times 100$  units), using Neumann boundary conditions. We integrated the resulting ODEs using an explicit Euler time stepping, for which we chose a sufficiently small time step ( $\Delta t = 0.01$ ). These parameters allow us to use diffusion coefficients as large as 2.5 without producing finite-size effects, or instability. For the spatial model, we defined global equilibria with the stopping condition  $\epsilon = 10^{-6}$ .

## Results

### Stability of the resident

Before we address the dynamics of competitive invasion, we must review [12] and establish conditions for an ecologically stable resident population. A stable resident occupies the habitat alone, at a real, positive fixed point where self-regulation limits growth, governed by Eqs. (2). In general, the system has three fixed points: the trivial solution at zero density, and a pair of nonzero fixed points. Extinction is always stable; one of the nonzero fixed points is unstable, and the other one is stable. The nonzero fixed points, hence a stable positive equilibrium, exist if

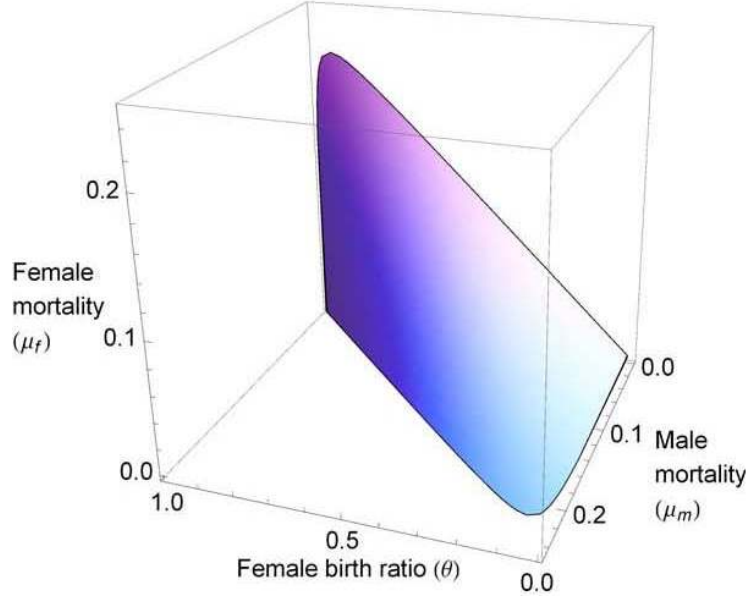
$$D(\mu_f, \mu_m, \theta) = 1 - 4 \left( \frac{\mu_f}{\theta} + \frac{\mu_m}{1 - \theta} \right) > 0 \quad (4)$$

Supporting Information S1 justifies expression (4). The necessary condition for this inequality is

$$\sqrt{\mu_f} + \sqrt{\mu_m} < 1/2, \quad (5)$$

in which case there exists a female-ratio continuum,  $\theta_{c1}(\mu_f, \mu_m) < \theta < \theta_{c2}(\mu_f, \mu_m)$ , where the population might persist. “Might persist” means that a positive equilibrium exists, and initial conditions determine whether or not the positive equilibrium attracts the dynamics. If expression (4) fails to hold, the system exhibits only the trivial fixed point, stable extinction. A resident population’s persistence, then, depends on interaction of the female ratio at birth with the sex-specific mortality rates. In particular, when expression (4) holds, any increase in the culturally transmitted mortality trait  $\mu_m$  shrinks the range of female ratios maintaining an extant resident population [see Fig. S1 in the Supporting Information]. More generally, Figure 1 depicts the region of the parameter space satisfying expression (4).

We performed a linear stability analysis of the system, using Mathematica [38]. The results show that if condition (4) is met, then the larger (“+”) roots in Eqs. (S6) (provided in the Supporting Information S1) are always locally stable, and the smaller roots are always unstable.



**Figure 1. Region of the parameter space where the resident is persistent.** Parameter space region defined by Expression (4). Choosing parameters from the indicated domain always results in a stable nonzero population, given sufficiently high initial densities.

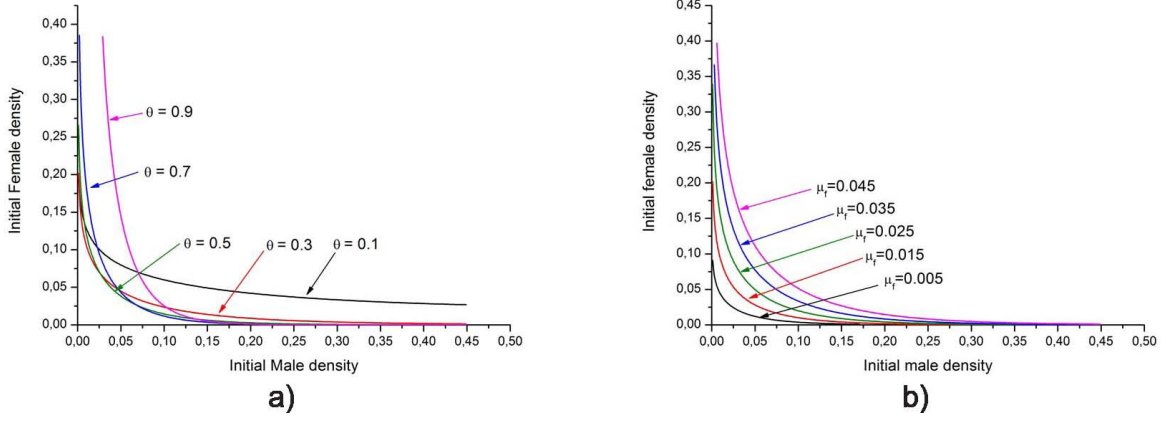
We present analytical formulae for the stable stationary densities in Supporting Information S1 and S2. We used those formulae to quantify our numerical integration’s accuracy. We performed 5000 test runs with randomly chosen parameters that obey Expression (4). For  $\epsilon = 10^{-8}$ , we find that the absolute difference of the numerically computed fixed point was only  $9.5 \times 10^{-7} \pm 14\%$  from the analytical value, with 95% confidence. This accuracy suffices for our work.

To reach stable, positive equilibrium, population growth must overcome a strong Allee effect [16], which defines a separatrix on the phase map of initial female and male densities. Below the separatrix extinction always results, independently of other parameters, since growth is negative. Above the separatrix the population grows to self-regulated equilibrium. To find this threshold numerically, we select model parameters and fix the initial female density. Then we conduct a binary search for the initial male-density threshold value, numerically integrating Eqs. (2) until they converge to a stationary value (zero or nonzero). Using this method we can determine the threshold value with arbitrary precision.

Figure 2 displays the Allee-threshold for various parameter combinations. In Fig. 2(a), where  $\mu_f = \mu_m$ , an unbiased female ratio ( $\theta = 0.5$ ) allows the lowest total population density before extinction due to the Allee effect ensues. When the sexes have the same mortality, unbiased sex allocation also maximizes total population density at positive equilibrium [12].

Figure 2(b) verifies that increasing female mortality,  $\mu_f$ , for given  $\theta$  and  $\mu_m$ , expands the region where the Allee effect leads to extinction. Not surprisingly, increasing male mortality produces a parallel effect. Mortality-rate asymmetry and biased female ratios distort the shape of the thresholds in Fig. 2, but the same general patterns emerge.

For a resident population, we have specified how existence of a positive equilibrium depends on the interaction of female ratio at birth and sex-specific mortalities. We also have shown that initial conditions (given existence of a positive equilibrium) required to avert extinction due to the Allee effect depend on the same parameters. A practical consequence is that we must choose initial densities for numerical



**Figure 2. Allee threshold of the resident.** Survival/extinction threshold defined by the Allee-effect, at various female ratios (a) and various female mortalities (b). Other parameters: (a):  $\mu_f = \mu_m = 0.02$ ; (b):  $\theta = 0.5$ ,  $\mu_m = 0.02$ .

integration carefully, so that when the competitive dynamics results in extinction, we can clearly identify the reason as either the Allee effect or exclusion.

### Between-group competition: female ratio and invasion

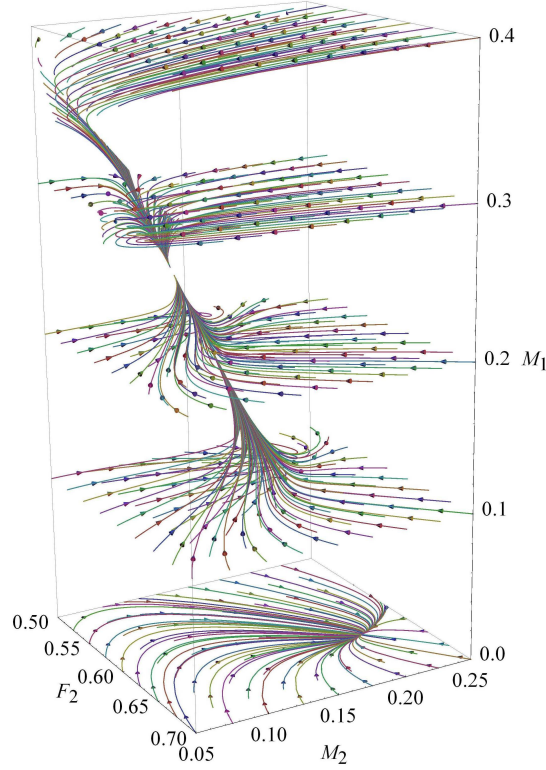
To quantify how population consequences of female-ratio evolution can be affected by male mortality, we must have an ecological understanding of the two-group competition model, [Eqs. (1)]. The system has nine fixed points; see Supporting Information S2. One is the trivial fixed point where all densities vanish. We can easily identify four more fixed points related to those of the single-class case; there are two symmetric pairs. At these fixed points, competitive exclusion leaves one group extinct, and one extant. Exclusion implies that one group's female ratio allele and its male-mortality cultural trait have both gone extinct. Only one of these four, non-trivial fixed points is locally stable: the “+” solution [Eq. (S11)] of the group with the *greater female ratio*. Assuming that  $\theta_2 > \theta_1$ , a necessary condition for this fixed point's local stability is  $\mu_2/\mu_1 < 2$ ; see Supporting Information S2.1 for details. We shall refer to a fixed point where one allele/culture persists after excluding the other as a type-I fixed point. When male mortality rates imply a type-I fixed point, the greater female ratio always excludes the lesser ratio.

The four remaining fixed points (again, forming two pairs by symmetry) are qualitatively distinct from those discussed above. At these fixed points only one female-ratio allele remains extant, but male mortality traits “coexist.” That is, the population is genetically uniform, in that all females carry the same female ratio allele. But the (male) population is culturally dimorphic; father to son transmission [see Eqs. (1)] maintains the culture of the group whose females have been excluded competitively. Consider a stable fixed point of this sort, when  $F_1 = 0$ . The necessary conditions are  $\mu_2/\mu_1 > 2$ ,  $\theta_2 > \theta_1$ , and positivity of the discriminant

$$\tilde{D}(\mu_f, \mu_1, \theta_2) = 1 - 4 \left( \frac{\mu_f}{\theta_2} + \frac{2\mu_1}{1 - \theta_2} \right) > 0. \quad (6)$$

The preceding condition holds if

$$\sqrt{\mu_f} + \sqrt{2\mu_1} < 1/2 \quad (7)$$



**Figure 3. Mean-field density flows.** Density flows in the  $(M_1, F_2, M_2)$  space (restricted to  $F_1 \equiv 0$ ) with type-I (“saddle”,  $M_1 = 0$ ) and type-II (“stable”,  $M_1 > 0$ ) fixed points for  $\mu_f = 0.02$ ,  $\mu_1 = 0.01$ ,  $\mu_2 = 0.04$ ;  $\theta_1 = 0.4$ ,  $\theta_2 = 0.6$ .

and  $\tilde{\theta}_{c1}(\mu_f, \mu_1) < \theta_2 < \tilde{\theta}_{c2}(\mu_f, \mu_1)$ . For mathematical details, see Supporting Information S2.2. We refer to stable fixed points combining a single female ratio and a male cultural dimorphism as type-II fixed points. Summarily, the model does not permit equilibrium coexistence of female ratio alleles, but can permit equilibrium diversity in cultural traits governing male mortality. Also note, as is clear from the above conditions, that of type-I and type-II fixed points *only one* can be stable at a time. In Fig. 3 we illustrate the flow in the mean-field dynamics for a set of parameters when both type-I and type-II fixed points exists, but in the presence of co-occurring males of the other allele, only type-II is stable.

Having obtained the nine fixed points for the two-group model analytically, we approached the stability analysis numerically. Analytical study of the system’s stability proves difficult, due to the number of variables and parameters (4 variables and 5 parameters). To be as thorough as possible, we performed numerical integration systematically to span a significant region of the five-dimensional parameter space. The range and step of the parameters in our numerical scheme can be found in Table 1. Each run begins with a stationary resident population, with allele 1 and cultural trait  $\mu_1$ . If model parameters allowed a stable positive equilibrium, we chose initial densities accordingly. We then introduce the invaders, with female-ratio allele 2 and cultural trait  $\mu_2$ . For each set of parameters (in each series) we performed two runs, one with infinitesimal initial density of invaders ( $10^{-4}$ ) and one with high invader density (0.45).

To portray the results, we generated a number of “4D” plots. Each shows a table containing 2D plots

Parameter	Lower bound	Upper bound	Step
Series 1			
$\theta_1$	0.01	0.99	0.01
$\theta_2$	0.01	0.99	0.01
$\mu_1$	0.01	0.04	0.005
$\mu_2$	0.01	0.04	0.005
$\mu_f$	0.01	0.04	0.005
Series 2			
$\theta_1$	0.1	0.9	0.1
$\theta_2$	0.1	0.9	0.1
$\mu_1$	0.001	0.1	0.001
$\mu_2$	0.001	0.1	0.001
$\mu_f$	0.01	0.04	0.01

**Table 1. Parameter regions and step sizes for numerical integration.** Each set of parameters identifies two runs: one with high (0.45) and one with low ( $10^{-4}$ ) initial invader density.

with the results of each run; the axes of each 2D plot are values of the same two cultural parameters ( $\mu_1$  and  $\mu_2$ , all with the same range). Another two parameters (female ratios  $\theta_1$  and  $\theta_2$ ) vary across the rows and columns of the tables (the 4D plots). We produced as many tables as required by the range of the fifth parameter (female mortality  $\mu_f$ ). In each 2D plot, one pixel represents the final stationary densities of the female ratio alleles. The pixel’s location corresponds to the parameters for which it was computed; resident and invader allele densities are shown on different color channels. This way, we can visually compare all the results simultaneously, simplifying the analysis greatly. Fig. 4 shows one 4D plot; the associated parameter ranges produce the full set of the model’s outcomes.

In what follows, we investigate the necessary and sufficient conditions for successful (pairwise) genetic invasion of the resident female ratio, and the necessary conditions for cultural “coexistence.”

### Invasion and exclusion

Our numerical results reveal immediately that female ratios determine the outcome of invasion; a successful invader in pairwise competition has the greater female ratio. That is, successful invasion always requires  $\theta_2 > \theta_1$ , and  $\theta_2 < \theta_1$  assures that the resident resists invasion. When the invader has the greater female ratio, it excludes the resident allele competitively. Furthermore, successful invasion by a female-ratio allele assures that the associated cultural trait (with value  $\mu_2$ ) advances from rarity. As a numerical check, we note that both infinitesimal and high invader densities always result in identical final densities.

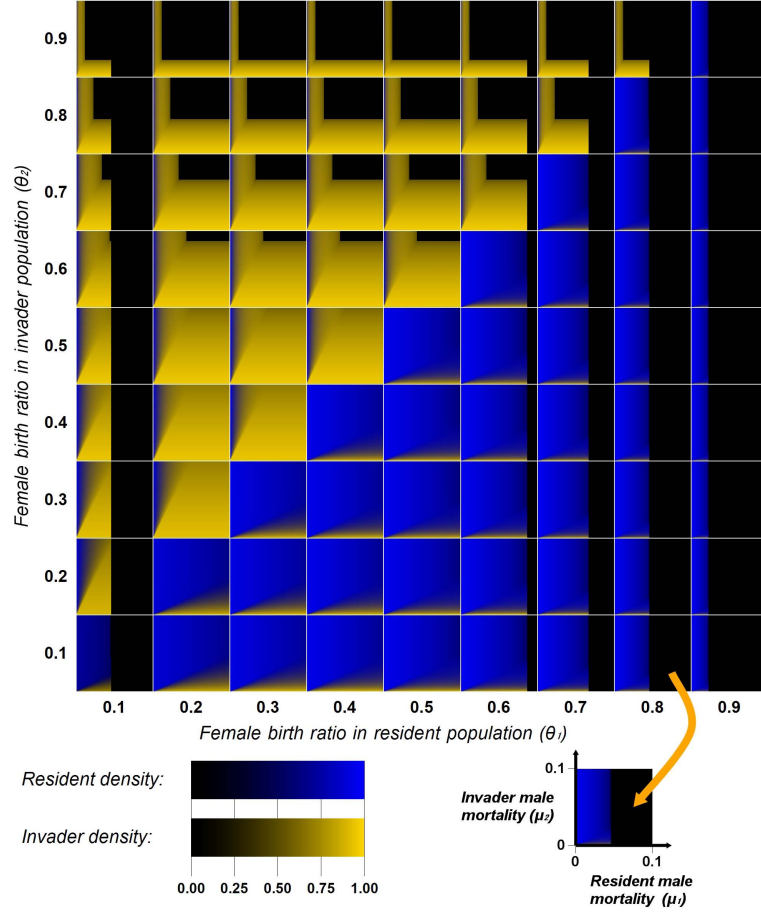
Since the female-ratio allele is sex-linked, dependence of invasion on  $(\theta_2 - \theta_1)$  simply recalls Hamilton [10]. But in our model, the ecological effect of invasion depends on the culturally transmitted trait. Suppose that successful invasion excludes both the resident female ratio allele ( $\theta_2 > \theta_1$ ) and the resident cultural trait ( $F_1=0$ ,  $M_1=0$ ). From Supporting Information S2.1, the necessary conditions for invasion and combined genetic/cultural exclusion (type-I fixed point) are:

$$\sqrt{\mu_f} + \sqrt{\mu_2} < 1/2, \quad \mu_2/\mu_1 < 2, \quad \text{and} \quad \theta_2 > \theta_1. \quad (8)$$

Sufficient conditions for invasion and exclusion of both resident traits further require:  $\theta_{c1}(\mu_f, \mu_2) < \theta_2 < \theta_{c2}(\mu_f, \mu_2)$ , ensuring that the invader attains positive stable equilibrium.

Figure 5(a) shows an example of successful invasion leading to exclusion of both the resident allele and resident culture. Following introduction of the invading group, the resident density drops quickly, and the successful allele (females) and successful culture (observed in males) advance to become the new resident group. Invasion, full exclusion of the resident, and population persistence first require that the successful invader’s male mortality assures, given female mortality  $\mu_f$ , feasibility of a stable, positive





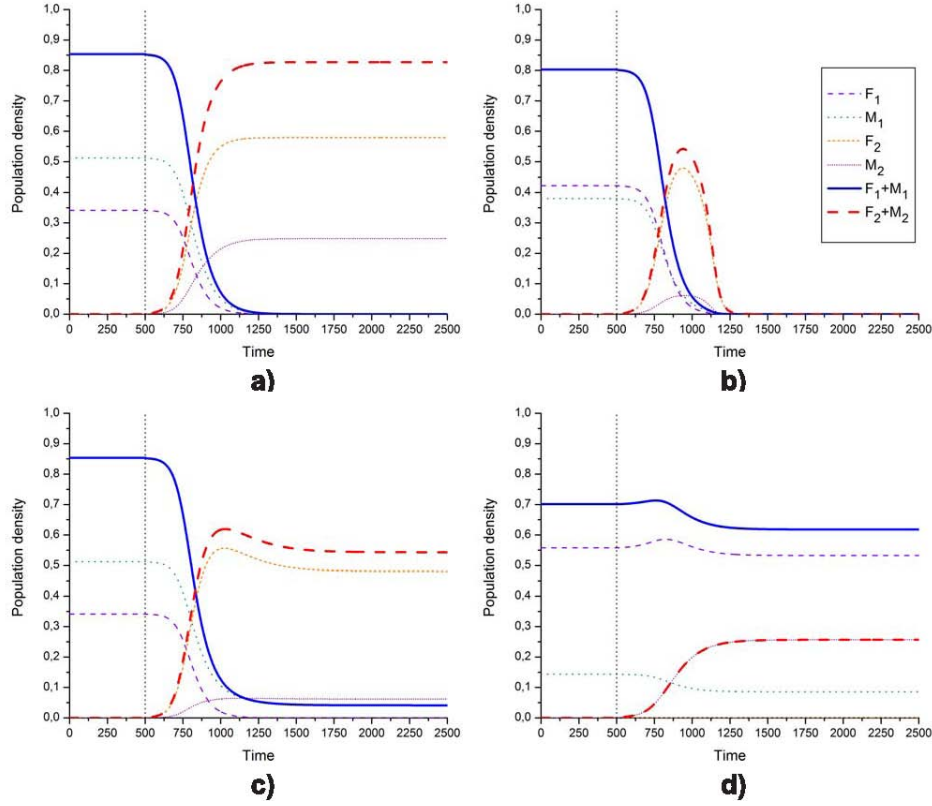
**Figure 4. Stationary population densities.** Numerical integrations are performed for the scenario where the persistent stationary resident (group 1) is invaded by group 2, initially at an infinitesimal density ( $10^{-4}$ ). Large axes indicate common parameters in rows and columns; every tile has the same axes, scaled as indicated in the bottom right corner. Color scales use independent color channels; therefore, resident and invader densities are shown independently. Female mortality is fixed:  $\mu_f = 0.02$ .

equilibrium in the absence of between-group competition. Expression (S7) gives the explicit cultural constraint on female ratios guaranteeing a stable, positive equilibrium. Assuming this condition holds, the invader must, secondly, have the greater female ratio. But the invader's demographic advantage of a greater female ratio will not exclude both the resident allele and resident culture unless constraints on the mortality rate are satisfied. Specifically, the invader's cultural trait  $\mu_2$  cannot exceed either  $(\frac{1}{2} - \sqrt{\mu_f})$  nor  $2\mu_1$ .

### Invasion and cultural coexistence

Recall that Eqs. (1) do not have fixed points where differing female ratios co-occur. The model, however, does allow for cultural coexistence, where males of both groups co-occur, but females of only one group remain extant. For details, see Supporting Information S2.2.

In one such scenario, resident females are excluded ( $F_1=0$ ), but resident males, a cultural designation,



**Figure 5. Population-density time series.** Panel (a) shows successful invasion; (b) shows invasion followed by extinction; (c) shows coexistence of resident males with the invader allele; (d) shows coexistence of invader males with resident allele. The vertical dotted line indicates the time when the invader was added to the system, at  $10^{-3}$  density (both males and females). Legends shown to the right of panel (b) describe data on all four panels. Common parameter:  $\mu_f = 0.03$ . Individual parameters: (a)  $\theta_1 = 0.4$ ,  $\theta_2 = 0.7$ ,  $\mu_1 = 0.03$ ,  $\mu_2 = 0.03$ ; (b)  $\theta_1 = 0.4$ ,  $\theta_2 = 0.7$ ,  $\mu_1 = 0.05$ ,  $\mu_2 = 0.08$ ; (c)  $\theta_1 = 0.4$ ,  $\theta_2 = 0.7$ ,  $\mu_1 = 0.03$ ,  $\mu_2 = 0.08$  (here,  $F_1=0$  in the final equilibrium); (d)  $\theta_1 = 0.7$ ,  $\theta_2 = 0.4$ ,  $\mu_1 = 0.05$ ,  $\mu_2 = 0.01$  (here,  $F_2=0$  in the final equilibrium).

persist ( $M_1 > 0$ ). Necessary conditions for this type of coexistence (*i.e.*, for a type-II stable fixed point) are

$$\sqrt{\mu_f} + \sqrt{2\mu_1} < 1/2, \quad \mu_2/\mu_1 > 2, \quad \text{and} \quad \theta_2 > \theta_1. \quad (9)$$

For sufficiency, the invaders' female ratio must fall into a finite interval,  $\tilde{\theta}_{c1}(\mu_f, \mu_1) < \theta_2 < \tilde{\theta}_{c2}(\mu_f, \mu_1)$ , given by the positivity requirement of the corresponding discriminant [Eq. (6)].

Figure 5(c) displays an example where the resident culture, but not the resident allele, persists after successful invasion. The invader has the greater female ratio, and excludes the resident allele competitively. The final equilibrium state is a type-II fixed point where the resident's male-mortality trait persists via father-to-son cultural transmission. The ratio of males at dynamic equilibrium is  $M_1/M_2 = \mu_2/\mu_1 - 2$ . Note that the competitively driven increase in female ratio produces a decrease in total population density (females plus males) at equilibrium [Fig. 5(c)].

By the symmetry of the equations, there also exists a type-II stable fixed point with  $F_2=0$ . That is, the resident population resists invading females, but the introduced cultural trait advances from rarity.

Put simply, we can exchange the resident-invader roles of the two groups, and reach the same dynamic equilibrium. Necessary conditions for this case are

$$\sqrt{\mu_f} + \sqrt{2\mu_2} < 1/2, \quad \mu_2/\mu_1 < 1/2, \quad \text{and} \quad \theta_2 < \theta_1. \quad (10)$$

Here, the introduced female ratio ( $\theta_2 < \theta_1$ ) is repelled. However, the invading male mortality culture, introduced at infinitesimal density, advances and persists at equilibrium; see Fig. 5(d). The ratio of males at this equilibrium  $M_2/M_1 = \mu_1/\mu_2 - 2$ .

Figure 4 includes cases of equilibrium cultural coexistence. For example, condition (9) is visible in tiles where  $\theta_1 = 0.2$  and  $\theta_2 = 0.4$ ; the sharp change in color along the line  $\mu_2 = 2\mu_1$  indicates the condition for cultural coexistence. When this condition is not satisfied, the culture associated with the lower female birth ratio always declines to extinction. In both cases, the fixed points found numerically are identical to the analytical fixed points for the respective equilibria: Eqs. (S16) for cultural coexistence, and Eq. (S6) for competitive exclusion of both allele and culture.

### Invasion to extinction

Given the competitive advantage of increased female allocation in our model, evolution of the sex-linked trait might threaten population persistence. Our model's dynamics includes a case where successful invasion of a stable resident is followed by extinction of the entire population. We observe this result in numerical experiments where the invader has both the greater female ratio and the greater male mortality rate, so that Expression (4) fails to hold. The greater female ratio drives invasion, but the invader's combined genetic-cultural demography does not satisfy the condition for a stable, positive equilibrium. Hence, the successful invader would not advance from rarity absent the resident group.

Figure 4 shows an example of invasion to extinction; note the black region of the tile where  $\theta_1 = 0.4$  and  $\theta_2 = 0.7$ . For a particular mortality-rate combination, Fig. 5(b) depicts the time-dependent densities for a case of invasion to extinction. The necessary conditions for invasion, see Eq. (8), are met. However,  $\theta_2 > \theta_{c2}$ . Hence the invader grows when rare and excludes the resident, but the invader cannot persist. Essentially, the invading female ratio allele increases its initial density by “exploiting” males of the resident group while competing for resources with resident females. After some time the density of the resident females reaches zero. The reduced density of females means that the production of males (both resident and invader) is reduced. Consequently, the invading group, once occupying the environment alone, cannot maintain a positive equilibrium density, and a “marriage squeeze” takes the population to extinction.

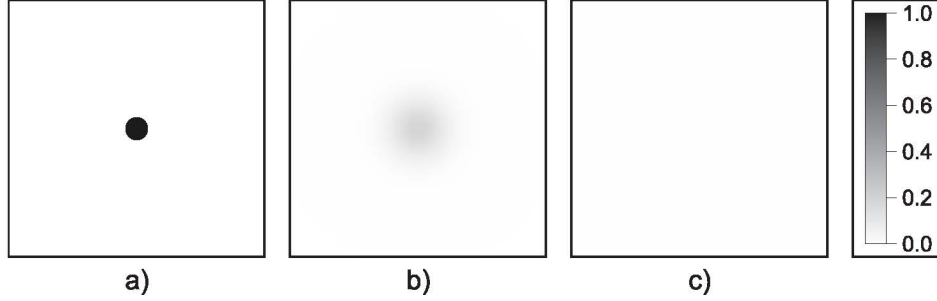
Given this result, one can envision a stable population where immigration or mutation introduces new alleles over a lengthy time scale. If a new allele has a higher female ratio than the current resident, it will advance. A series of allelic substitutions might increase the female ratio continuously. Our model does not prevent the female ratio from surpassing the threshold defined by Eqs. (4), where the population begins to decline to extinction - recalling Hamilton's [10] comment on sex linkage and sex-ratio evolution.

## Local mate density and spatial invasion

### Invading an open habitat: the critical radius

Equations (1) and (2) assume that densities mix homogeneously, a strong simplification for most organisms. Furthermore, invasion most often has a distinctly spatial character, expanding from one or more foci of introduction [30]. To consider both effects, we assumed a two-dimensional habitat with local mating and random mobility of individuals. This elaborates our model as a reaction-diffusion system [36].

Successful invasion in spatial environments ordinarily requires that an initial invader cluster have some minimal size for further growth [30, 33, 35, 39]. This criterion may be due to an Allee effect [39] or inherent geometrical constraints on cluster expansion [35]. For systems exhibiting the Allee effect under homogeneous mixing, one can specify this minimal cluster size as the critical radius ( $R_c$ ) required



**Figure 6. Unsuccessful spatial persistence in the single-group system.** Population dynamics in the single-group system (open habitat), where the initial radius is less than the critical radius ( $R_0 = 4.5 < R_c = 5.1$ ). Simulation time: (a)  $t = 100$ , (b)  $t = 150$ , (c)  $t = 300$ . Parameters:  $\theta = 0.5$ ,  $\mu_f = 0.02$ ,  $\mu_m = 0.03$ ,  $D_{\text{diff}} = 1.0$ .

for spatial invasion. Assuming radially symmetric growth, one expects  $R_c \sim \sqrt{D_{\text{diff}}}$ , where  $D_{\text{diff}}$  is the diffusion coefficient [39]. For simplicity, we take  $D_{\text{diff}}$  as a constant across all individuals. The first goal of our spatial analysis was to confirm this scaling relationship for the critical radius when a single group is introduced in an open (unoccupied) habitat.

For spatial invasion in an open habitat, individuals diffusing away from the perimeter of the invader cluster encounter mate densities too low for population increase, given the Allee effect (*i.e.*, extinction is stable). A small invader cluster can shrink as a result. A cluster size exceeding the critical radius generates interior densities sufficient to drive cluster expansion. The critical radius depends on both density inside the cluster and the diffusion coefficient. Therefore, calculating a critical radius demands specifying initial densities within the circular cluster. We noted that as we chose densities closer to, but exceeding, the Allee threshold of the homogenous-mixing case, the critical radius increased. Therefore, a reasonable (deterministic) choice is the stationary density of the non-spatial model, which we can calculate, given the female ratio and sex-specific mortality rates [see Eq. (S6)].


We found the critical radius by performing a binary search, using the initial interval of  $R \in [1, 20]$ . At each step, a simulation runs with a particular initial radius, until all densities at all grid points come to a stationary state (where all time derivatives are less than  $\epsilon = 10^{-6}$ ). In this final state either all grid points have the positive, stationary densities of the non-spatial model, or all have zero densities. The resolution of the grid (4 cells/unit distance) and the discretization of a circle on a rectangular grid allow us to measure non-integer radii. Time evolution of a shrinking ( $R < R_c$ ) and a successfully growing, invading population ( $R > R_c$ ) are illustrated in Figs. 6 and 7, respectively.

We obtained the critical radius for various diffusion coefficients, at certain fixed set of parameters [Fig. 8]. As anticipated [39], the results confirm that the critical radius is proportional to the square root of the diffusion coefficient.

### Spatial invasion of a resident population

We extended the between-group competition model to the spatial case with diffusion, using the same grid size, resolution, and diffusion coefficients as we used in the open-habitat model. The goal here is to ascertain if there is a critical radius for successful invasion when invaders can mate with residents in an occupied habitat.

We initiated simulations differently than in the open-habitat case. Here, every grid point was initialized to the stationary density of the resident group. Then, we introduced the invader within a circle of a given radius, at a small density. The simulation ran until all grid points come to a stationary state



**Figure 7. Successful spatial persistence in the single-group system.** Population dynamics in the single-group system (open habitat), where the initial radius is greater than the critical radius ( $R_0 = 5.5 > R_c = 5.1$ ). Simulation time: (a)  $t = 100$ , (b)  $t = 300$ , (c)  $t = 600$ . Parameters:  $\theta = 0.5$ ,  $\mu_f = 0.02$ ,  $\mu_m = 0.03$ ,  $D_{\text{diff}} = 1.0$ .

(where all time derivatives are less than  $10^{-6}$ ).

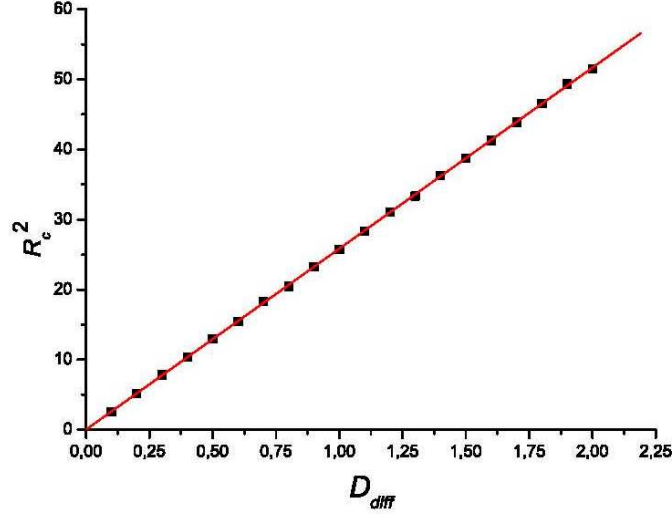
We found that no matter how small we set the invader density and cluster radius, the result was always identical to the homogeneously mixed case. That is, the allele with the higher female ratio persists, and the ecological impact of the winning female ratio depends on the male mortality rates. Male cultural traits may coexist (type-II fixed point), or both females and males of the lower female-ratio group go extinct (type-I fixed point). Figure 9 shows a scenario where the invader has the same parameters as the open-habitat invasion in Fig. 6. However, the result is different, because of the presence of the resident population. The invader can (effectively) exploit the resident population as mates, enabling the invader to spread successfully and eventually exclude the resident.

We understand the absence of a critical radius in the resident-occupied environment by considering cases where even an infinitesimal invader density can completely exclude the resident in the homogeneously mixed case. In the worst-case scenario (for the invading allele and culture), we introduce only a small density of invaders at only a single grid point, with a high diffusion rate. Then, diffusion spreads the invader to all grid points, making its density extremely small, but greater than zero. However, this is enough for successful invasion at every grid point, independently of other locations, as we noted in the model with global mixing. If we introduce a greater density of invaders, with slower diffusion, then the invader can quickly overtake the local area before spreading out as a diffusive front. The eventual result will be the same. Hence we conclude that there is no critical radius for invasion with diffusion, if a resident population already occupies the habitat.

## Discussion

Most models of sex ratio evolution, whether analyzed as evolutionarily stable sex allocation [9, 13] or developed with population-genetic detail [4], assume that a parent is related symmetrically to female and male offspring. Hamilton [10] noted that sex-linked inheritance of a gene for sex ratio breaks this symmetry, and extraordinary sex ratios can evolve as a consequence. Frank [40] summarizes effects of asymmetric relatedness to offspring by sex, and cites several studies where this asymmetry is correlated with strongly biased investment in the sexes; see Uyenoyama and Bengtsson [41]. Our results specify how the degree of bias can interact with a between-sex mortality difference to influence the population dynamic consequences of sex ratio evolution.

Tainaka et al. [12] and Nitta et al. [42] developed spatially detailed models to study how sex ratio might affect population persistence. For successful mating, their model requires that at least one fertile




**Figure 8. Behavior of the critical radius of the single-group system.** Square of the critical radius of a population at self-regulated equilibrium of a single-group system, as a function of the diffusion coefficient (common for both sexes). The line shown is a fitting using minimum least squares, with a correlation value of 0.99997. Parameters:  $\theta = 0.5$ ,  $\mu_f = 0.02$ ,  $\mu_m = 0.03$ .

individual of each sex occupy a site neighboring an empty site (where the offspring is placed). At the scale of individuals, the dynamics is the simplest generalization of the contact process [43–45] that can capture both two-sex reproduction and preemptive competition [29,30,34]. Given female and male mortality rates, they find the sex ratio maximizing population density, and note that sex ratios differing too much from this singular value lead to population extinction [12]. Compared to the mean-field result, the extinction effect due to biased sex ratio sharpens in simulation of the stochastic, lattice-based model; the range of sex ratios producing population persistence becomes quite narrow. Since mating pairs form locally, biasing the sex ratio rapidly diminishes the chance that an open site will be neighbored by one individual of each sex. So, demographic stochasticity may lead to extinction once sex ratio is biased, and genetic drift may permit biased sex ratios to evolve even when bias is selectively disfavored [46].

Our study generalizes the model of Tainaka et al. [12] by including between-sex differences in mortality and detailing outcomes of competition between different female ratios. Our model limits expression of sex ratio to the heterogametic sex, so that stronger bias in sex allocation has a competitive advantage. Our results elucidate the ecological effects of interaction among the degree of sex ratio bias and sex-specific mortality for competitive/cultural invasion and demographic stability. In the simplest case, an introduced female allocation and associated cultural trait, male mortality, invades and excludes the resident allele and culture. Complete exclusion requires only that the invaders have the higher female allocation and that their male mortality rate is lower than twice that of the resident males. If the invader’s male mortality rate is large enough to exceed this limit, but the difference in female allocation remains, the resident culture (but not the resident allele) survives and coexists with the invader’s culture.

Our analysis identified an interesting invasion-to-extinction scenario. A group with the greater female allocation and greater male mortality (compared to the demographically stable resident) cannot invade an empty environment. Yet it invades and excludes the resident, and then goes extinct, because of its high female ratio. Since the invaders can mate with the residents, they effectively exploit the resident group



**Figure 9. Spatial invasion in the two-group system.** Evolution of the invader population density while invading a stable resident population. [Note that the initial radius is less than the critical radius ( $R_0 = 4.5 < R = 5.1$ ) for invasion into an open habitat]. For clarity, only the invaders' density is shown. Simulation time: (a)  $t = 100$ , (b)  $t = 450$ , (c)  $t = 820$ . Parameters:  $\theta_1 = 0.3$ ,  $\theta_2 = 0.5$ ,  $\mu_f = 0.02$ ,  $\mu_1 = \mu_2 = 0.03$ ,  $D_{\text{diff}} = 1.0$ .

in the early phase of invasion and, when sufficiently numerous, drive the resident extinct. Thereafter, a marriage squeeze leaves the invader declining to extinction. This type of outcome, where sex ratio and an Allee effect can push a population to extinction, may have application in the management of pest populations [16]. Evolutionarily, the demographic consequences of sex ratio bias may favor suppression of sex-ratio distorters [10], and may promote (or be tolerated by) clonal reproduction [47].

## Acknowledgments

This research was supported by the National Science Foundation under Grants Nos. DEB-0918413 and DEB-0918392.

## Author contributions

Conceived and designed models: TC GK. Performed numerical experiments: FM. Analyzed and discussed numerical and analytic results: FM TC GK. Wrote manuscript: FM TC GK.

## References

1. Fisher RA (1930) The genetical theory of natural selection. Oxford, UK: University Press.
2. Shaw RF, Mohler JD (1953) The selective significance of the sex ratio. *Am. Nat.* 87: 337–342.
3. Eshel I (1975) Selection on sex-ratio and the evolution of sex-determination. *Heredity* 34: 351–361.
4. Karlin S, Lessard S (1986) Theoretical Studies on Sex Ratio Evolution. Princeton: Princeton University Press.
5. Caswell H, Weeks DE (1986) Two-sex models: chasos, extinction, and other dynamic consequences of sex. *Am. Nat.* 128: 707–735.
6. Ashih AC, Wilson WG (2001) Two-sex population dynamics in space: effects of gestation time on persistence. *Theor. Pop. Biol.* 60: 93–106.

7. Engen S, Lande R, Sæther B.-E. (2003) Demographic stochasticity and Allee effects in populations with two sexes. *Ecology* 84: 2378–2386.
8. Miller TEX, Shaw AK, Inouye BD, Neubert MG (2011) Sex-biased dispersal and the speed of two-sex invasions. *Am. Nat.* 177: 549–561.
9. Charnov EL (1982) The theory of sex allocation. Princeton: Princeton University Press.
10. Hamilton WD (1967) Extraordinary sex ratios. *Science* 156: 477–488.
11. Jaenike J (2001) Sex chromosome meiotic drive. *Ann. Rev. Ecol. Evol. Syst.* 32: 25–29.
12. Tainaka K, Hayashi T, Yoshimura J (2006) Sustainable sex ratio in lattice populations. *Europhys. Lett.* 74: 554–559.
13. West SA (2009) Sex allocation. Princeton: Princeton University Press.
14. Berec L, Boukal DS, Berec M (2001) Linking the Allee effect, sexual reproduction, and temperature-dependent sex determination via spatial dynamics. *Am. Nat.* 157: 217–230.
15. Boukal DS, Berec L (2002) Single-species models of the Allee effect: extinction boundaries, sex ratios and mate encounters. *J. Theor. Biol.* 218: 375–394.
16. Berec L, Angulo E, Courchamp F (2006) Multiple Allee effects and population management. *Trends Ecol. Evol.* 22: 185–191.
17. Kumm J, Laland KN, Feldman MW (1994) Gene-culture coevolution and sex ratios: the effects of infanticide, sex-selective abortion, sex selection, and sex-biased parental investment on the evolution of sex ratios. *Theor. Pop. Biol.* 46: 249–278.
18. Dickemann M (1975) Demographic consequences of infanticide in man. *Ann. Rev. Ecol. Syst.* 6: 1067–137.
19. Hausfater G, Hrdy SB (1984) Infanticide: comparative and evolutionary perspectives. Hawthorne, NY: Aldine Press.
20. Laland KN, Kumm J, Feldman MW (1995) Gene-culture coevolutionary theory. *Curr. Anthro.* 16: 131–156.
21. Diamond JM (1987) Learned specializations of birds. *Nature* 330: 16–17.
22. Lonsdorf EV, Eberly LE, Pusey AE (2004) Sex differences in learning in chimpanzees. *Nature* 428: 715–716.
23. Krützen M, Mann J, Heithaus MR, Connor RC, Bejder L, Sherwin WR (2005) Cultural transmission of tool use in bottlenose dolphins. *Proc. Natl. Acad. Sci. USA* 102: 8939–8943.
24. Slagsvold T, Wiebe KL (2011) Social learning in birds and its role in shaping a foraging niche. *Phil. Trans. R. Soc. B* 366: 969–977.
25. Cavalli-Sforza LL, Feldman MW (1981) Cultural transmission and evolution: a quantitative approach. Princeton: Princeton University Press.
26. Amarasekare P (2003) Competitive coexistence in spatially structured environments: a synthesis. *Ecol. Lett.* 6: 1109–1122.



27. Allstadt A, Caraco T, Korniss G (2009) Preemptive spatial competition under a reproduction-mortality constraint. *J. Theor. Biol.* 258: 537–549.
28. Going BM, Hillerislambers J, Levine JM (2009) Abiotic and biotic resistance to grass invasion in serpentine annual plant communities. *Oecolog.* 159: 839–847.
29. Korniss G, Caraco T (2005) Spatial dynamics of invasion: the geometry of introduced species. *J. Theor. Biol.* 233: 137–150.
30. O'Malley L, Basham J, Yasi JA, Korniss G, Allstadt A, Caraco T (2006) Invasive advance of an advantageous mutation: nucleation theory. *Theor. Popul. Biol.* 70: 464–478.
31. Hastings IM (1994) Manifestations of sexual selection may depend on the genetic basis of sex determination. *Proc. R. Soc. Lond. B* 258: 83–87.
32. Press WH, Teukolsky SA, Vetterling WT, Flannery BP (1992) Numerical recipes in C: the art of scientific computing (2nd ed). New York: Cambridge Univ. Press.
33. Gandhi A, Levin S, Orszag S (1999) Nucleation and relaxation from meta-stability in spatial ecological models. *J. Theor. Biol.* 200:121–146.
34. Oborny B, Meszéna G, Szabó G (2005) Dynamics of populations on the verge of extinction. *Oikos* 109: 291–296.
35. Allstadt A, Caraco T, Korniss G (2007) Ecological invasion: spatial clustering and the critical radius. *Evol. Ecol. Res.* 9: 375–394.
36. Murray JD (2003) *Mathematical biology* Vol. 2. New York: Springer.
37. Schiesser WE (1991) *The numerical method of lines: Integration of partial differential equations*. San Diego: Academic Press.
38. Wolfram Research, Inc. (2010) *Mathematica Version 8.0*. Champaign, IL: Wolfram Research, Inc.
39. Lewis MA, Kareiva P (1993) Allee dynamics and the spread of invading organisms. *Theor. Popul. Biol.* 43: 141–158.
40. Frank SA (1986) Hierarchical selection theory and sex ratios I. General solutions for structured populations. *Theor. Pop. Biol.* 29: 312–342.
41. Uyenoyama MK, Bengtsson BO (1982) Towards a genetic theory for the evolution of the sex ratio. III. Parental and sibling control of brood investment ratio under partial sib-mating. *Theor. Pop. Biol.* 22: 43–68.
42. Nitta T, Tainaka K.-i., Sakisaka Y, Saito B, Togashi T, Yoshimura J (2008) Lattice population and optimality of sex ratio: effect of sterile male. In: Umeo H et al., editors. *Cellular Automata, Lecture Notes in Computer Science* Vol. 5191. Berlin: Springer, pp. 368–373.
43. Harris TE (1974) Contact interaction on a lattice. *Ann. Probab.* 2: 969–988.
44. Liggett TM (1999) *Stochastic interacting systems: contact, voter, and exclusion processes*. New York: Springer-Verlag.
45. Marro J, Dickman R (1999), *Nonequilibrium phase transition in lattice models*. Cambridge: Cambridge University Press.

46. Lande R (1998) Demographic stochasticity and Allee effect on a scale with isotropic noise. *Oikos* 83: 353–358.
47. Shelton AO (2010) The ecological and evolutionary drivers of female-biased sex ratios: two-sex models of perennial seagrasses. *Am. Nat.* 175: 302–315.

## Supporting Information:

### Analysis of the Mean-Field Fixed Points

#### Extraordinary Sex Ratios: Cultural Effects on Ecological Consequences

F. Molnár Jr., T. Caraco, G. Korniss

### S1 Stationary solutions for a single female ratio

When we consider a single female-ratio allele and a single male mortality rate only, the model reduces to the mean-field equations of Tainaka et al. [1]:

$$\begin{aligned}\partial_t F &= \theta(1-N)FM - \mu_f F \\ \partial_t M &= (1-\theta)(1-N)FM - \mu_m M,\end{aligned}\tag{S1}$$

where the total global density  $N = F + M$ . For clarity we have dropped subscripts for the resident group. These equations, in general, can have three fixed points. One of these is the equilibrium at extinction:

$$(F^o, M^o) = (0, 0)\tag{S2}$$

To obtain the non-trivial fixed points, we first manipulate the two stationary state equations, Eqs. (S1), to write a simple quadratic equation for the stationary total density,

$$N(1-N) = \frac{\mu_f}{\theta} + \frac{\mu_m}{1-\theta},\tag{S3}$$

yielding solutions

$$N^\pm = \frac{1 \pm \sqrt{D}}{2}\tag{S4}$$

with

$$D(\mu_f, \mu_m, \theta) = 1 - 4 \left( \frac{\mu_f}{\theta} + \frac{\mu_m}{1-\theta} \right).\tag{S5}$$

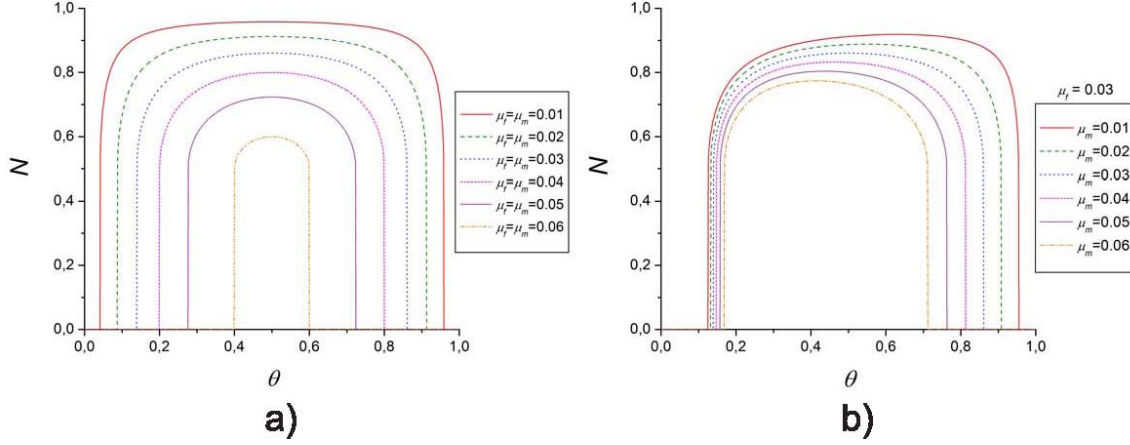
Finally, for the non-trivial female and male densities at equilibrium, we have

$$(F^\pm, M^\pm) = \left( \frac{\mu_m}{1-\theta} \cdot \frac{1}{1-N^\pm}, \frac{\mu_f}{\theta} \cdot \frac{1}{1-N^\pm} \right).\tag{S6}$$

For  $D \geq 0$  all three fixed points are real. The trivial (zero density) solution [Eq. (S2)] and the “+” solution [Eq. (S6)] are locally stable, separated by an unstable (saddle) fixed point, the “−” solution in Eq. (S6) [the stability of these fixed points can be easily analyzed by linearizing Eqs. (S1)]. For  $D < 0$ , however, only one biologically meaningful (real) fixed point exists, the zero-density solution [Eq. (S2)], and extinction is always stable.

The biological significance of the structure of the above solutions is two-fold [1]. First, for  $D > 0$ , the system exhibits the Allee effect. Unless the (initial) population density is sufficiently high ( $N(0) > N^-$ ), the population goes extinct. Second, provided that  $\sqrt{\mu_f} + \sqrt{\mu_m} < 1/2$ , there is a finite interval  $\theta_{c1}(\mu_f, \mu_m) < \theta < \theta_{c2}(\mu_f, \mu_m)$ , where  $D(\mu_f, \mu_m, \theta) > 0$ , i.e., where the population can persist at equilibrium (see Fig. S1). These boundaries, functions of the culturally transmitted mortality rate, are given by:

$$\theta_{c1,2}(\mu_f, \mu_m) = \frac{(1 + 4\mu_f - 4\mu_m) \pm \sqrt{(1 + 4\mu_f - 4\mu_m)^2 - 16\mu_f}}{2}.\tag{S7}$$



**Figure S1.** Stationary total population density in the single-allele model [1] as a function of female ratio at birth, for various mortality rates. (a) For identical female and male mortality rates; (b) female and male mortality rates differ.

Between the two critical points, at

$$\theta^* = \frac{1}{1 + \sqrt{\mu_m/\mu_f}} , \quad (\text{S8})$$

total global density exhibits a maximum

$$N^{\max} = N^+(\theta^*) = \frac{1 + \sqrt{1 - 4(\sqrt{\mu_f} + \sqrt{\mu_m})^2}}{2} \quad (\text{S9})$$

where the female to male density ratio is  $F^*/M^* = \sqrt{\mu_m/\mu_f}$ .

## S2 Stationary solutions for competing groups

The four equations describing the competitive dynamics,

$$\begin{aligned} \partial_t F_1 &= \theta_1 (1 - N) F_1 (M_1 + M_2) - \mu_f F_1 \\ \partial_t M_1 &= (1 - N) \left[ (1 - \theta_1) F_1 \left( M_1 + \frac{M_2}{2} \right) + (1 - \theta_2) F_2 \left( \frac{M_1}{2} \right) \right] - \mu_1 M_1 \\ \partial_t F_2 &= \theta_2 (1 - N) F_2 (M_1 + M_2) - \mu_f F_2 \\ \partial_t M_2 &= (1 - N) \left[ (1 - \theta_2) F_2 \left( \frac{M_1}{2} + M_2 \right) + (1 - \theta_1) F_1 \left( \frac{M_2}{2} \right) \right] - \mu_2 M_2 , \end{aligned} \quad (\text{S10})$$

are considerably more complex than those of the single female-ratio case. Some of the fixed points, however, directly reflect those of the single-allele case. We obtained the remainder algebraically. Of course, the competitive dynamics has the trivial fixed point where all densities vanish.

### S2.1 Type-I fixed points: genetic and cultural exclusion

The system admits stationary solutions where one allele and the associated cultural trait are excluded, and the other allele has two non-zero fixed points: the “—” solutions in Eq. (S6) are always unstable,

while the “+” ones is be stable if the male mortality rate of the allele with the higher female ratio is less than twice the male mortality rate of the other allele. For example, when allele 1 is excluded, these two fixed points are

$$\begin{aligned}(F_1^\pm, M_1^\pm) &= (0, 0) \\ (F_2^\pm, M_2^\pm) &= \left( \frac{\mu_2}{1-\theta_2} \cdot \frac{1}{1-N^\pm}, \frac{\mu_f}{\theta_2} \cdot \frac{1}{1-N^\pm} \right),\end{aligned}\tag{S11}$$

where  $N^\pm$  is given by Eqs. (S4) and (S5) with  $\mu_m = \mu_2$  and  $\theta = \theta_2$ . Further, the “+” solution above is stable provided that  $\mu_2/\mu_1 < 2$  and  $\theta_2 > \theta_1$ . The stability of these fixed points was checked numerically.

Considering the two symmetric cases by interchanging the extant allele/culture with that excluded, we have four fixed points of this type. We refer to stable fixed points of this type [i.e., where the densities of the extant allele are given by the “+” solution in Eqs. (S11)] as type-I fixed points.

## S2.2 Type-II fixed points: cultural coexistence

Next, we obtained fixed points *not* related to those of the single-allele dynamics. Numerical exploration never revealed coexistence of both alleles and both cultural trait values. However, we did find equilibrium populations with a single female-ratio allele and a male cultural dimorphism. Consider, e.g.,  $F_1 = 0$ . The remaining equations for the stationary state then become

$$\begin{aligned}0 &= (1-N)(1-\theta_2)F_2 \left( \frac{M_1}{2} \right) - \mu_1 M_1 \\ 0 &= \theta_2(1-N)F_2(M_1 + M_2) - \mu_f F_2 \\ 0 &= (1-N)(1-\theta_2)F_2 \left( \frac{M_1}{2} + M_2 \right) - \mu_2 M_2,\end{aligned}\tag{S12}$$

where the overall density is now  $N = M_1 + M_2 + F_2$ . After some tedious algebra, we again find a simple quadratic equation for the overall density:

$$N(1-N) = \frac{\mu_f}{\theta_2} + \frac{2\mu_1}{1-\theta_2},\tag{S13}$$

which has the solutions

$$\tilde{N}^\pm = \frac{1 \pm \sqrt{\tilde{D}}}{2}\tag{S14}$$

with

$$\tilde{D}(\mu_f, \mu_1, \theta_2) = 1 - 4 \left( \frac{\mu_f}{\theta_2} + \frac{2\mu_1}{1-\theta_2} \right).\tag{S15}$$

The fixed points follow from Eqs. (S12) after some further elementary manipulations

$$\begin{aligned}(F_1^\pm, M_1^\pm) &= \left( 0, \frac{\mu_2/\mu_1 - 2}{\mu_2/\mu_1 - 1} \cdot \frac{\mu_f}{\theta_2} \cdot \frac{1}{1-\tilde{N}^\pm} \right) \\ (F_2^\pm, M_2^\pm) &= \left( \frac{2\mu_1}{1-\theta_2} \cdot \frac{1}{1-\tilde{N}^\pm}, \frac{1}{\mu_2/\mu_1 - 1} \cdot \frac{\mu_f}{\theta_2} \cdot \frac{1}{1-\tilde{N}^\pm} \right)\end{aligned}\tag{S16}$$

These fixed-point densities are biologically meaningful (real and positive) if  $\tilde{D} > 0$  and  $\mu_2/\mu_1 > 2$ . The “−” solution above is always unstable, while the “+” solution can be stable if  $\theta_2 > \theta_1$  and a number of other necessary conditions are satisfied (described below). We refer to stable fixed points given by the “+” solution in Eqs. (S16) as type-II fixed points of the two-allele system. The necessary conditions

for existence of these stable fixed points are  $\sqrt{\mu_f} + \sqrt{2\mu_1} < 1/2$  [from Eq. (S15)] and  $\mu_2/\mu_1 > 2$  [from Eq. (S16)]. In this case, there is a finite range of  $\tilde{\theta}_{c1}(\mu_f, \mu_1) < \theta_2 < \tilde{\theta}_{c2}(\mu_f, \mu_1)$  where  $\tilde{D}(\mu_f, \mu_1, \theta_2) > 0$ , so that cultural coexistence persists. The boundaries of this coexistence region are given by:

$$\tilde{\theta}_{c1,2}(\mu_f, \mu_1) = \frac{(1 + 4\mu_f - 8\mu_1) \pm \sqrt{(1 + 4\mu_f - 8\mu_1)^2 - 16\mu_f}}{2}. \quad (\text{S17})$$

Within this regime, the overall population density is maximal at  $\theta_2^* = 1/(1 + \sqrt{2\mu_1/\mu_f})$  and the overall female to male density ratio is  $F_2^*/(M_1^* + M_2^*) = \sqrt{2\mu_1/\mu_f}$ . The stability of these fixed points was checked numerically. Interestingly, at the stable fixed point in Eq. (S16) the male density ratio is  $M_1/M_2 = \mu_2/\mu_1 - 2$ ; hence the relative abundances of the male cultural trait values do not depend on the female ratio.

Analogously, one can obtain fixed points of the same form as above by choosing  $F_2 = 0$  and simply interchanging indices 1 and 2 in all respective expressions. Thus, combined, there are four fixed points of this sort (consisting of both females and males of one group and only males from the other group).

Considering all of the above, we have nine fixed points of Eqs. (S10). Furthermore, a check with Mathematica [2] assures that there are no other fixed points.

## References

1. Tainaka K, Hayashi T, Yoshimura J (2006) Sustainable sex ratio in lattice populations. *Europhys. Lett.* 74: 554–559.
2. Wolfram Research, Inc. (2010) Mathematica Version 8.0. Champaign, IL: Wolfram Research, Inc.