

Inertial-particle dynamics in turbulent flows: caustics, concentration fluctuations, and random uncorrelated motion

K. Gustavsson¹⁾, E. Meneguz^{2,3)}, M. Reeks²⁾, and B. Mehlig¹⁾

¹⁾Department of Physics, Gothenburg University, 41296 Gothenburg, Sweden

²⁾School of Mechanical & Systems Engineering, Newcastle University, Newcastle NE1 7RU, UK

³⁾Met Office, Exeter EX13PB, UK

Abstract. We discuss the relation between three recent approaches of describing the dynamics and the spatial distribution of particles suspended in turbulent flows: phase-space singularities in the inertial particle dynamics (caustics), real-space singularities of the deformation tensor, and random uncorrelated motion. We discuss how the phase- and real-space singularities are related. Their formation is well understood in terms of a local theory. We discuss implications for random uncorrelated motion. Our results are supported by results of direct numerical simulations of inertial particles in model flows.

1. Introduction

The dynamics of particles suspended in randomly mixing or turbulent flows (‘turbulent aerosols’) has been studied intensively for several decades. Recently, substantial progress in understanding the dynamics of turbulent aerosols has been achieved (see the papers published in this special issue and the references cited therein).

The phenomenon of spatial clustering of independent point particles subject to Stokes drag in turbulent flows is now well understood: below the dissipative length scale (where the fluid flow is smooth) the particles eventually cluster onto a fractal set in configuration space. The corresponding fractal dimension has been determined by means of direct numerical simulations (Bec 2003) as well as theoretical approaches (Wilkinson et al. 2007, Gustavsson & Mehlig 2011*b*). Different mechanisms [‘preferential concentration’ (Maxey 1987) and ‘multiplicative amplification’ (Wilkinson et al. 2007, Gustavsson & Mehlig 2011*b*)] contribute to spatial clustering. A third mechanism giving rise to particle clustering was recently studied by following the deformation of an infinitesimally small volume of particles transported along a particle trajectory [‘full Lagrangian method’ (Ijzermans et al. 2010)]. The small volume may vanish at isolated singular points in time, giving rise to instantaneous singularities in the particle-concentration field. Using this approach the statistical properties of these singularities were analysed by Meneguz & Reeks (2011).

One important reason for studying spatial clustering of inertial particles is that this phenomenon is argued to enhance the rate at which collisions occur in turbulent aerosols at small values of the ‘Stokes number’. This dimensionless parameter, $St = (\gamma\tau)^{-1}$, is given in terms of the particle damping rate γ and the relevant correlation time τ of the flow. Both are defined below.

Arguably spatial clustering has an effect upon the collision rate at small Stokes numbers. But there is a second mechanism that leads to a significant enhancement of the collision rate as the Stokes number increases: direct numerical simulations of particles suspended in turbulent flows (Sundaram & Collins 1997, Wang et al. 2000) show that relative particle velocities at small separations increase substantially as the Stokes number is varied beyond a threshold of order unity. In (Falkovich et al. 2002, Wilkinson et al. 2006) this behaviour was explained by the occurrence of singularities in the particle dynamics, causing large relative velocities at small separations. These singularities occur as the phase-space manifold folds, as illustrated in Fig. 1. As a consequence, particle velocities at a given point in space become multi-valued, causing large velocity differences between nearby particles. The boundaries of the folding region are referred to as ‘caustics’ (Wilkinson et al. 2005). It was shown that the rate of caustic formation is an activated process (Wilkinson et al. 2005, Duncan et al. 2005, Gustavsson & Mehlig 2012). This explains the sensitive dependence of the rate of caustic formation upon the Stokes number observed in direct numerical simulations of particles in turbulence (Pumir & Falkovich 2007).

An alternative way of characterising relative velocities of inertial particles was

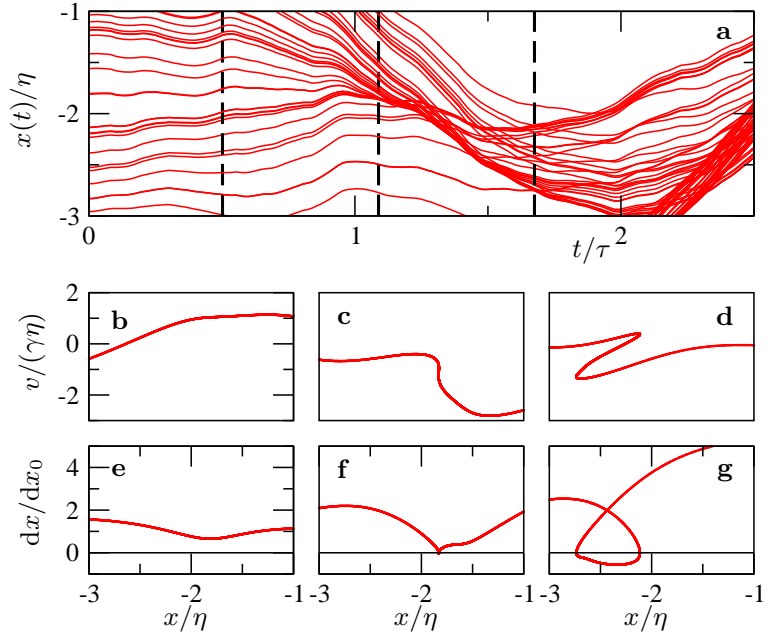


Figure 1. **a** Trajectories of a one-dimensional model, particle positions as a function of time. Also shown (**b**, **c**, **d**): phase-space manifolds (velocity v versus position x) demonstrating how the phase-space manifold folds over at a caustic. Panels **a** to **d** are similar to Fig. 1 in Gustavsson & Mehlig (2011 *a*). Also shown (**e**, **f**, **g**): position x as a function of initial position x_0 . Parameters: $St = 300$, $Ku = 0.1$.

suggested by (Fevrier et al. 2005, Simonin et al. 2006). The authors of these papers decomposed inertial particle velocities into two contributions: a spatially correlated, smoothly varying ‘filtered’ velocity field, and a random, spatially and temporally uncorrelated contribution, commonly referred to as ‘random uncorrelated motion’ (Reeks et al. 2006, Masi et al. 2011).

The aim of this paper is to show how these three different ways of describing inertial particle dynamics are related: spatial clustering in terms of density singularities, relative velocities of inertial particles in terms of random uncorrelated motion, and the folding of phase-space manifolds (caustic formation). We demonstrate that caustic formation not only provides an understanding of relative velocities at small separations, caustic formation also explains spatial clustering due to singularities in the local deformation tensor, and the existence and properties of random uncorrelated motion.

We show, first, that recent predictions by (Wilkinson et al. 2006, Gustavsson & Mehlig 2011*a*) based on the notion of caustic formation describe many aspects of the fluctuations of relative velocities at small separations. We compare formulae for the moments of relative velocities (Eqs. (18) and (20) below) to results of numerical simulations of a two-dimensional model for inertial particles suspended in a white-noise flow, and for a three-dimensional kinematic simulation of particles suspended in an incompressible flow field with an energy spectrum typical of the small scales of turbulence. We find good agreement.

Second, we examine the prediction by (Fevrier et al. 2005, Simonin et al. 2006) that

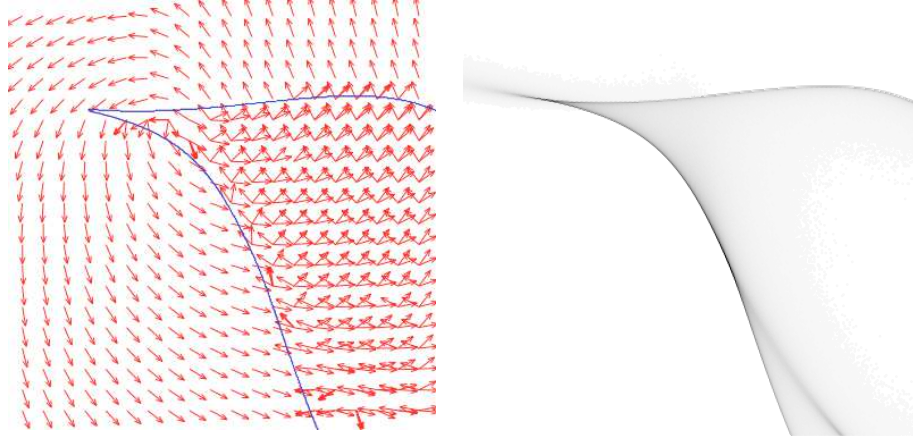


Figure 2. (Left) multi-valued velocities of particles suspended in a two-dimensional random flow with finite Ku and St as described in Section 2.1. The base of each red arrow corresponds to a particle position (taken to be on a regular grid in the x - y -plane). The orientation of the velocity is that of the arrow. All arrows have the same length, the magnitudes of the velocities are not shown. The blue line delineates the position of the caustics in the x - y -plane. The region of multi-valued velocities ends in a cusp that is only approximately resolved. In Section 4 it is explained how multi-valued velocities between caustics give rise to so-called random uncorrelated motion. Parameters: $Ku = 1$, $St = 10$. (Right) particle-density in the x - y -plane, showing significantly enhanced particle-number density in the vicinity of the caustic line. Same parameters as above. Black corresponds to high density, white to low density.

the so-called longitudinal second-order structure function of relative velocities tends to a finite value at vanishing separations. This prediction is based on the notion of random uncorrelated motion. The analytical theory, Eqs. (18) and (20) below, shows that this is true for sufficiently large Stokes numbers [the case examined numerically by (Simonin et al. 2006)]. But at Stokes numbers smaller than a critical value, the structure function tends to zero, despite the fact that there may still be a substantial singular (multi-valued) contribution to relative velocities due to the formation of caustics.

Third, we discuss in detail that the singularities of the deformation tensor are in fact caustic singularities, as pointed out by (Wilkinson et al. 2007). We study the dynamics of the deformation tensor \mathbb{J} , and the matrix \mathbb{Z} of particle-velocity gradients. We show that as $\det \mathbb{J}$ approaches zero, $\text{Tr} \mathbb{Z} \rightarrow -\infty$. We briefly remark upon the statistical properties of the singularities (Meneguz & Reeks 2011).

In summary, we demonstrate that the notion of random uncorrelated motion, and the occurrence of zeroes in the local deformation tensor can both be explained in terms of caustic formation, both qualitatively and in many ways quantitatively. Last but not least our results indicate that the white-noise approximation successfully describes many aspects of turbulent aerosols.

The remainder of this paper is organised as follows. In Section 2 we introduce the models analysed in this paper: inertial particles suspended in a two-dimensional incompressible random flow in the white-noise limit, and a kinematic simulation of

inertial particle dynamics. Section 3 summarises what is known about the rate of caustic formation and discusses consequences for the fluctuations of relative particle velocities. We compare the analytical theory to results of numerical simulations of the models described in Section 2. In Section 4 we briefly review the notion of random uncorrelated motion, and compare the conclusions of (Fevrier et al. 2005, Simonin et al. 2006) to our analytical and numerical results. In Section 5 we describe the dynamics of the local deformation tensor and its correspondence to the dynamics of the matrix of particle-velocity gradients. Finally, Section 6 contains our conclusions.

2. Model

The motion of small, non-interacting spherical particles suspended in a flow is commonly approximated by

$$\dot{\mathbf{r}} = \mathbf{v}, \quad \dot{\mathbf{v}} = \gamma(\mathbf{u} - \mathbf{v}). \quad (1)$$

Here \mathbf{r} and \mathbf{v} are the position and velocity of a particle, $\mathbf{u}(\mathbf{r}, t)$ is the velocity field evaluated at the particle position, γ is the viscous damping rate, and dots denote time derivatives. The components of the vector \mathbf{r} are denoted by r_j , $j = 1, \dots, d$ in d dimensions. The components of \mathbf{u} and \mathbf{v} are referred to in an analogous way. Sometimes it is more convenient to denote the components of \mathbf{r} by (x, y, z) instead of (r_1, r_2, r_3) . We use the two notations interchangeably.

For Eq. (1) to be valid, it is assumed that the particle Reynolds number is small, that Brownian diffusion of the particles can be neglected, and that the particle density is much larger than that of the fluid. We also assume that the velocity field \mathbf{u} varies smoothly on small spatial and temporal scales with smallest length- and time scales η and τ (the Kolmogorov scales for turbulent flows). The typical magnitude of the velocity field is denoted by u_0 .

In dimensionless units ($t = t'/\gamma$, $\mathbf{r} = \eta\mathbf{r}'$, $\mathbf{v} = \gamma\eta\mathbf{v}'$, $\mathbf{u} = \gamma\eta\mathbf{u}'$ and dropping the primes), the equation of motion becomes

$$\dot{\mathbf{r}} = \mathbf{v}, \quad \dot{\mathbf{v}} = \mathbf{u} - \mathbf{v}. \quad (2)$$

The Stokes number does not appear explicitly in this equation, but the fluctuations of the dimensionless velocity \mathbf{u} depend upon St (see Eq. (4) below). In addition to the Stokes number, the dynamics is characterised by a second dimensionless number, the ‘Kubo number’ $Ku \equiv u_0\tau/\eta$. We note that turbulent flows have $Ku \sim 1$. In the remainder of this paper we frequently refer to these two dimensionless numbers. For a discussion of further dimensionless parameters see (Wilkinson et al. 2007). The numerical results shown in the following were obtained for two different models. These models are introduced in the following two subsections.

2.1. Random-flow model

Following (Wilkinson & Mehlig 2003, Wilkinson et al. 2005, Duncan et al. 2005, Wilkinson et al. 2007) we approximate the incompressible velocity field $\mathbf{u}(\mathbf{r}, t)$ in

Eq. (2) by a Gaussian random function that varies smoothly in space and time. We discuss results for one- and two-dimensional versions of the random-flow model. The one-dimensional case is most easily analysed, the two-dimensional incompressible case is important (since one-dimensional flows are special, they are always compressible which give rise to a path-coalescence transition (Wilkinson & Mehlig 2003)). A two-dimensional incompressible velocity field can be written in terms of a stream function $\psi(\mathbf{r}, t)$:

$$\mathbf{u}(\mathbf{r}, t) = \nabla \wedge \psi(\mathbf{r}, t) \mathbf{e}_3. \quad (3)$$

Here \mathbf{e}_3 is the unit vector \perp to the x - y -plane. We assume that $\psi(\mathbf{r}, t)$ is a Gaussian random function with $\langle \psi \rangle = 0$ and correlation function

$$\langle \psi(\mathbf{r}, t) \psi(\mathbf{0}, 0) \rangle = \frac{1}{2} \text{Ku}^2 \text{St}^2 \exp[-|\mathbf{r}|^2/2 - \text{St} |t|] . \quad (4)$$

in dimensionless variables.

In this paper we also refer to results of a one-dimensional random-flow model. This is defined in an analogous fashion in terms of a Gaussian random flow velocity $u(x, t)$ with zero mean and correlation function

$$\langle u(x, t) u(0, 0) \rangle = \text{Ku}^2 \text{St}^2 \exp[-x^2/2 - \text{St} |t|] . \quad (5)$$

We note the one-dimensional flow is compressible. The numerical data shown in Figs. 1 and 2 are obtained by computer simulations of the models described above.

We simplify the model by linearising Eq. (2). This yields the following equation for the dynamics of a small separation $\mathbf{R} = \mathbf{r}_1 - \mathbf{r}_2$ and velocity difference $\mathbf{V} = \mathbf{v}_1 - \mathbf{v}_2$ between two particles:

$$\dot{\mathbf{R}} = \mathbf{V}, \quad \dot{\mathbf{V}} = \mathbb{A} \mathbf{R} - \mathbf{V}. \quad (6)$$

Here \mathbb{A} is the matrix of fluid velocity gradients, with elements $A_{ij} = \partial u_i / \partial r_j$.

To simplify further, we take the white-noise limit of this model. This limit corresponds to

$$\text{Ku} \rightarrow 0 \quad \text{and} \quad \text{St} \rightarrow \infty \quad \text{such that} \quad \epsilon^2 \equiv c_d \text{Ku}^2 \text{St} = \text{const}. \quad (7)$$

Here ϵ is a dimensionless measure of the particle inertia introduced by (Mehlig & Wilkinson 2004) [see also (Wilkinson et al. 2007)]. We take $c_1 = 1$ for one-dimensional flows [this is consistent with the convention used in (Gustavsson & Mehlig 2011a)]. For incompressible two-dimensional flows we take $c_2 = 1/2$, as in (Gustavsson & Mehlig 2011b). In the white-noise limit, the instantaneous value of the velocity gradient \mathbb{A} in (6) becomes independent of the particle position. In two spatial dimensions, we denote the independent random increments of the elements A_{11} , A_{12} and A_{21} of \mathbb{A} in a small time step δt by δa_1 , δa_2 , and δa_3 . Note that $A_{22} = -A_{11}$ since the flow is incompressible. One finds:

$$\langle \delta a_k \rangle = 0 \quad (8)$$

$$\langle \delta a_k \delta a_l \rangle = 2\epsilon^2 \delta t \begin{pmatrix} 1 & 0 & 0 \\ 0 & 3 & -1 \\ 0 & -1 & 3 \end{pmatrix}. \quad (9)$$

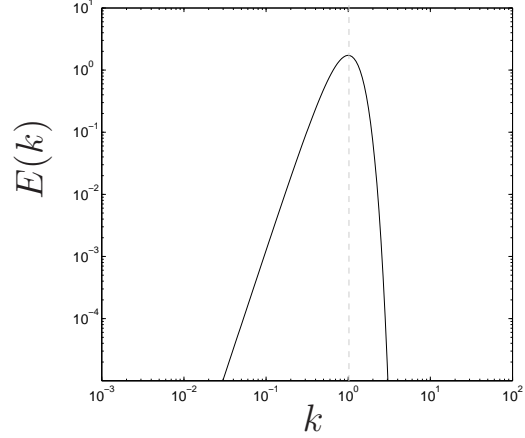


Figure 3. Energy spectrum according to Eq. (13), dimensionless units.

The results shown in Figs. 4, 5, and 6 are obtained by computer simulations of this model, approximating the time-dependence of $\mathbb{A}(\mathbf{r}(t), t)$ as a white-noise signal.

2.2. Kinematic simulation

As an alternative to the single-scale white-noise model introduced in the previous subsection, we simulate a turbulent incompressible velocity field in a three-dimensional periodic box by a large number of Fourier modes varying randomly in space and time. The modes are chosen in such a way that the associated energy spectrum approximates a prescribed form, namely that originally used by (Kraichnan 1970). The model is identical to that used by (Ijzermans et al. 2010, Meneguz & Reeks 2011). For convenience we briefly summarise its relevant features below. For details, we refer the reader to (Ijzermans et al. 2010, Meneguz & Reeks 2011).

In dimensionless form, the incompressible velocity field $\mathbf{u}(\mathbf{r}, t)$ is represented as a Fourier series of N modes ($N = 200$ in our simulations):

$$\mathbf{u}(\mathbf{r}, t) = \sum_{n=1}^N \left[\frac{\mathbf{a}^{(n)} \wedge \mathbf{k}^{(n)}}{|\mathbf{k}^{(n)}|} \cos(\mathbf{k}^{(n)} \cdot \mathbf{r} + \omega^{(n)}t) + \frac{\mathbf{b}^{(n)} \wedge \mathbf{k}^{(n)}}{|\mathbf{k}^{(n)}|} \sin(\mathbf{k}^{(n)} \cdot \mathbf{r} + \omega^{(n)}t) \right], \quad (10)$$

with random coefficients $\mathbf{a}^{(n)}$ and $\mathbf{b}^{(n)}$, random wave numbers $\mathbf{k}^{(n)}$, and random frequencies $\omega^{(n)}$. In order to guarantee the periodicity of the flow in a cube of dimensions $L \times L \times L$, the allowed wave number components $k_i^{(n)}$ ($i = 1, 2, 3$) are

$$k_i^{(n)} = \frac{2\pi m_i^{(n)}}{L} \quad (11)$$

with $m_i^{(n)} = 0, \pm 1, \pm 2, \dots$. We take $L = 10 L_{\text{int}}$, where $L_{\text{int}} = \sqrt{2\pi}$ is the integral length scale of the flow. The integer numbers $m_i^{(n)}$ are chosen randomly in such a way that the

lengths $k^{(n)} = \sqrt{\mathbf{k}^{(n)} \cdot \mathbf{k}^{(n)}}$ are approximately equal to the ideal wave number $k_{\text{id}}^{(n)}$. The latter is determined by the energy spectrum as follows:

$$\int_0^{k_{\text{id}}^{(n)}} dk E(k) = \frac{3}{2} \frac{(n-1/2)}{N}. \quad (12)$$

As mentioned above, the energy spectrum $E(k)$ is taken to be (Kraichnan 1970):

$$E(k) = \frac{32 k^4}{\sqrt{2\pi}} \exp(-2k^2). \quad (13)$$

This spectrum is representative for low-Reynolds-number turbulence (Spelt & Biesheuvel 1997). The maximum of $E(k)$ is located at $k = 1$ and the total kinetic energy $\int_0^\infty E(k) dk = 3/2$. This corresponds to $3u_0^2/2$ in dimensional form. The use of the Kraichnan energy spectrum results in a relatively small separation of scales; in our simulations, the smallest wave number $k^{(1)} \simeq 0.25$ and the largest wave number $k^{(N)} \simeq 2.14$. The frequencies $\omega^{(n)}$ are chosen randomly from a Gaussian distribution with zero mean and a variance proportional to $k^{(n)}$. This implies that the Kubo number is of order unity. Following (Spelt & Biesheuvel 1997), we take the variance to be $0.4 k^{(n)}$. Finally, the coefficients $\mathbf{a}^{(n)}$ and $\mathbf{b}^{(n)}$ are determined by choosing a random direction in Cartesian space, and by picking a length randomly from a Gaussian distribution with zero mean and a variance $9/(2N)$. By doing so, the mean kinetic energy at a given position in space

$$\begin{aligned} \bar{E}_{kin}(\mathbf{r}) &= \frac{1}{T} \lim_{T \rightarrow \infty} \frac{1}{2} \int_0^T dt |\mathbf{u}(\mathbf{r}, t)|^2 \\ &= \sum_{n=1}^N \frac{1}{4|\mathbf{k}^{(n)}|^2} \left[|\mathbf{a}^{(n)} \wedge \mathbf{k}^{(n)}|^2 + |\mathbf{b}^{(n)} \wedge \mathbf{k}^{(n)}|^2 \right], \end{aligned} \quad (14)$$

is approximately equal to $3/2$ for all values of \mathbf{r} .

3. Caustics

3.1. One spatial dimension

As illustrated in Fig. 1, caustics form when the phase-space manifold folds over. In one spatial dimension this happens when the slope of the manifold becomes infinite, that is when $z = \partial v / \partial x \rightarrow -\infty$. The rate at which this occurs is determined by the equation of motion for z (Wilkinson & Mehlig 2003):

$$\dot{z} = A - z - z^2. \quad (15)$$

Here $A = \partial u / \partial x$ represents the random driving by the fluid-velocity gradients. In the case of independent particles (which we consider here), z goes through infinity in a symmetrical fashion. At large values of $|z|$, the random driving can be neglected, so that $\dot{z} \approx -z - z^2$. The corresponding deterministic probability distribution of z reads $\rho(z) = C/[z(1+z)]$, and is valid in the tails of z .

In the white-noise limit, Eq. (15) is equivalent to a Fokker-Planck equation for the distribution of z . In (Wilkinson & Mehlig 2003) this equation was solved in one spatial dimension. The resulting rate of caustic formation [called ‘rate of crossing caustics’ by Wilkinson & Mehlig (2003)] can be written as (Gustavsson & Mehlig 2012):

$$\frac{J_{\text{caustic}}}{\gamma} = \frac{1}{2\pi} \text{Im} \left[\frac{\text{Ai}'(y)}{\sqrt{y} \text{Ai}(y)} \right] \Big|_{y=(-1/(8\epsilon^2))^{2/3}}, \quad (16)$$

where $\epsilon^2 = \text{Ku}^2 \text{St}$ (see Section 2.1). In the limit of small values of ϵ , this expression exhibits the asymptotic behaviour

$$\frac{J_{\text{caustic}}}{\gamma} \sim \frac{1}{\sqrt{2\pi}} e^{-1/(6\epsilon^2)}. \quad (17)$$

Eq. (16) shows that caustic formation is an activated process (Wilkinson et al. 2005, Wilkinson et al. 2006): the number of caustics increases rapidly as ϵ^2 passes through $1/6$. (Gustavsson & Mehlig 2012) computed the one-dimensional rate of caustic formation at small but finite Kubo numbers and found it to sensitively depend on the Stokes number: in this case too, the St-dependence exhibits ‘activated form’: $J_{\text{caustic}}/\gamma \sim \exp[-S(\text{St})/\text{Ku}^2]$, where S is an St-dependent ‘action’. In the white-noise limit, $S = 1/(6\text{St})$, consistent with Eq. (17).

As Fig. 1 shows, particle-velocities become multi-valued between two caustics in the wake of a singularity, giving rise to large relative velocities between nearby particles. While the rate of caustic formation is determined by the rate at which the local quantity $z = \partial v / \partial x$ tends to $-\infty$, the distribution of relative velocities at small particle separations is determined by the solution of the full non-local equations (6) for particle separations and relative velocities (Gustavsson & Mehlig 2011a).

A consequence of large relative velocities at small separations is that between caustics, particles collide frequently with large relative velocities (c.f. Fig. 1), giving rise to a large collision rate (we note, however, that in this paper it is assumed that the particles are independent point particles that do not actually collide).

By contrast, in the absence of caustics, particles may still approach each other due to fluctuations of the underlying flow-velocity field. At small separations the flow is smooth, and in this regime relative velocities between particles are expected to tend to zero as the particles in question approach each other.

Which one of these two mechanisms of bringing particles together makes the dominant contribution to the collision rate depends upon the value of St and on the particle size a (separation $2a$ at the point of contact). Relative velocities of particles thrown at each other due to the formation of caustics are expected to make the dominant contribution to the collision rate if St is large and/or when the particles are sufficiently small. Particles slowly approaching each other (‘logarithmic diffusion’) dominate otherwise.

In the white-noise limit, and in one spatial dimension, an asymptotic approximation for the distribution of separations and relative velocities was derived by (Gustavsson & Mehlig 2011a). From this distribution the moments of relative velocities at small

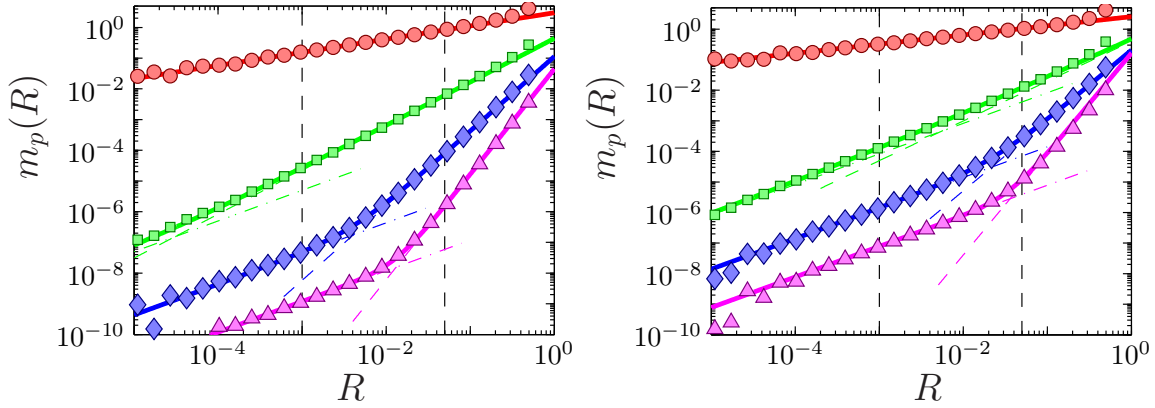


Figure 4. Moments of the radial velocity $m_p(R)$ plotted against distance R for two different values of ϵ : $\epsilon = 0.03$ (left) and $\epsilon = 0.06$ (right). Data from numerical simulations of the two-dimensional white-noise model described in Section 2.1 are shown as markers. The correlation dimension d_2 and the coefficients B_p and C_p in the small R approximation (20) is numerically fitted to the data in the interval bounded by vertical black dashed lines. The resulting moments for small R (20) are shown as solid lines. The caustic contribution $C_p R^{d-1}$ (dashed dotted) and the smooth contribution $B_p R^{p+d_2-1}$ (dashed) are also shown. Parameters: $p = 0$ (red \circ), $p = 1$ (green \square), $p = 2$ (blue \diamond) and $p = 3$ (magenta \triangle).

separations were obtained as

$$m_p(X) = \int_{-\infty}^{\infty} dV |V|^p \rho(X, V) \sim B_p |X|^{p+D_2-1} + C_p. \quad (18)$$

Here $X = x_1 - x_2$ and $V = v_1 - v_2$ are the separation and the relative velocity of a pair of particles, and $\rho(X, V)$ is their distribution function. It is assumed that $|X| \ll 1$ and $p > -1$. Further, D_2 is the correlation dimension of the phase-space attractor and B_p and C_p are model-dependent constants [which were not derived by (Gustavsson & Mehlig 2011a)]. The form of Eq. (18) is consistent with the form inferred from simulations of relative-particle dynamics in a one-dimensional Kraichnan model (Cencini 2009). In Eq. (18), the first term $B_p |X|^{p+D_2-1}$ represents the smooth contribution due to slow logarithmic diffusion of particle pairs. Spatial clustering affects this contribution: for a given value of p , the exponent is smallest (and thus the contribution largest) when D_2 attains its minimum as a function of Stokes number.

The second contribution, C_p , in (18) is due to multi-valued relative velocities between caustics. This contribution does not depend upon $|X|$, since as the manifold in Fig. 1 folds over, particles initially far apart are thrown at each other quickly.

Of particular importance is the case $p = 1$, since $m_1(X)$ is closely related (yet not identical) to the collision rate between particles at small separations $X = 2a$. It is expected that the coefficient of the caustic contribution in Eq. (18), C_1 , is proportional to the caustic formation rate J_{caustic} (Wilkinson et al. 2006).

3.2. Two and three spatial dimensions

In two and three spatial dimensions the caustic rate can be found in a way similar to the one-dimensional case (Wilkinson et al. 2007, Gustavsson & Mehlig 2011b): the matrix \mathbb{Z} with elements $Z_{ij} = \partial v_i / \partial r_j$ obeys the equation:

$$\dot{\mathbb{Z}} = \mathbb{A} - \mathbb{Z} - \mathbb{Z}^2. \quad (19)$$

Here \mathbb{A} is the matrix of fluid-velocity gradients introduced in Section 2, with elements $A_{ij} = \partial u_i / \partial r_j$. In analogy with the one-dimensional case, $\text{tr}(\mathbb{Z}) \rightarrow -\infty$ as caustics are formed. In the white-noise limit, we expect that the rate of caustic formation is again given by (17). In (Wilkinson et al. 2005, Duncan et al. 2005, Wilkinson et al. 2007) numerical factors in Eq. (17) slightly different from $1/6$ were quoted in two and three spatial dimensions. More recent numerical results (not shown) show that the asymptote (17) is approached very slowly as ϵ becomes small. Our best estimates at the smallest values of ϵ indicate that the factor in the argument of the exponential in (17) is asymptotically the same (equal to $1/6$) in one, two, and three spatial dimensions.

Moments of relative velocities in two and three spatial dimensions obey laws analogous to (18). At small separations ($R \ll 1$) we find for example (Gustavsson & Mehlig 2011a):

$$m_p(R) = \int_{-\infty}^{\infty} dv_R |v_R|^p \rho(R, v_R) \sim B_p R^{p+d_2-1} + C_p R^{d-1}. \quad (20)$$

Here $R = |\mathbf{R}|$ and $v_R \equiv \mathbf{V} \cdot \hat{\mathbf{e}}_R$ is the radial projection of the relative velocity between two particles at separation \mathbf{R} . Further, d_2 is the spatial correlation dimension, it is assumed that the Stokes number is small enough so that $d_2 \leq d$. As in the one-dimensional result, Eq. (18), there are two contributions to the moments of relative velocities: a smooth and a caustic contribution [compare the parameterisation of the St-dependence of the collision rate suggested by Wilkinson et al. (2006)].

In two and three spatial dimensions, not all particle pairs thrown together give rise to close approaches. The reason is that in addition to having one relative coordinate pass zero at finite relative velocity (so that a caustic occurs), the other coordinates must be small, i.e. only particles heading sufficiently towards each other as the caustic occurs end up at small enough separations to contribute to the small R velocity moments. This explains the geometrical factor R^{d-1} in (20).

Fig. 4 shows comparisons of Eq. (20) with results of numerical simulations of the random-flow model described in Section 2.1. The parameter d_2 in Eq. (20) is determined as follows. Setting $p = 0$ in (20) and taking the limit $R \rightarrow 0$ defines the spatial correlation dimension d_2 . The latter is found numerically by fitting $m_0(R)$ to the power law R^{d_2-1} .

We now describe how the fits in Fig. 4 were obtained. The parameter d_2 was taken from Fig. 5. The coefficients B_p and C_p in Eq. (20) were fitted to the numerical results for different parameter values. The fitting region (the range of R over which Eq. (20) is fitted) lies between the dashed lines in Fig. 4. We observe good agreement between

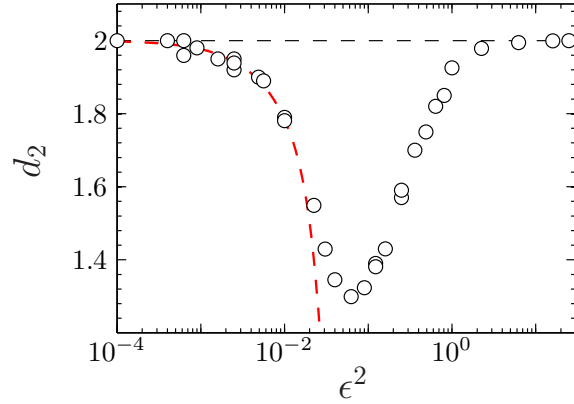


Figure 5. Spatial correlation dimension d_2 (\circ) as a function of ϵ^2 for the model described in Section 2.1. The dashed red line shows the small- ϵ theory discussed in (Wilkinson et al. 2010, Bec et al. 2008).

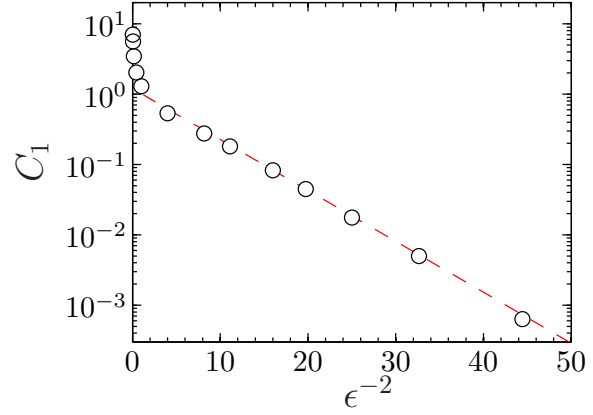


Figure 6. Amplitude C_1 from numerical fits to m_1 in (20) (symbols) as a function of ϵ^{-2} . Numerical simulations of the model described in Section 2.1. The asymptotic St-dependence of the rate of caustic formation, (17), is shown as a dashed line.

the numerical results and fits to Eq. (20). In particular, the results clearly show that the moments m_p scale as R^{d-1} for small values of R , independently of p . Fig. 6 shows the coefficient C_1 of the caustic contribution obtained in this way as a function of ϵ^{-2} . Since this contribution requires the formation of caustics, we expect C_1 to exhibit an ϵ -dependence of the form (17). Fig. 6 shows that this is indeed the case.

Fig. 7 shows results for $m_0(R)$ and $m_1(R)$ obtained by kinematic simulations of the random-flow model described in Section 2.2 for two values of the Stokes number, $St = 0.4$ and $St = 0.7$. As expected, $m_0(R)$ is of power-law form, reflecting spatial clustering. The corresponding correlation dimensions are shown, as a function of St , in Fig. 8. The correlation dimension exhibits the expected minimum (here at $St \approx 0.4$). Corresponding results for direct numerical simulations of particles in turbulent flows have been obtained by a number of authors (Wilkinson et al. 2010, Bec et al. 2010, Chun et al. 2005).

The green squares in Fig. 7 correspond to numerical results for $m_1(R)$ as a function of R . Consider first the left panel ($St = 0.4$). At small separations R we expect that

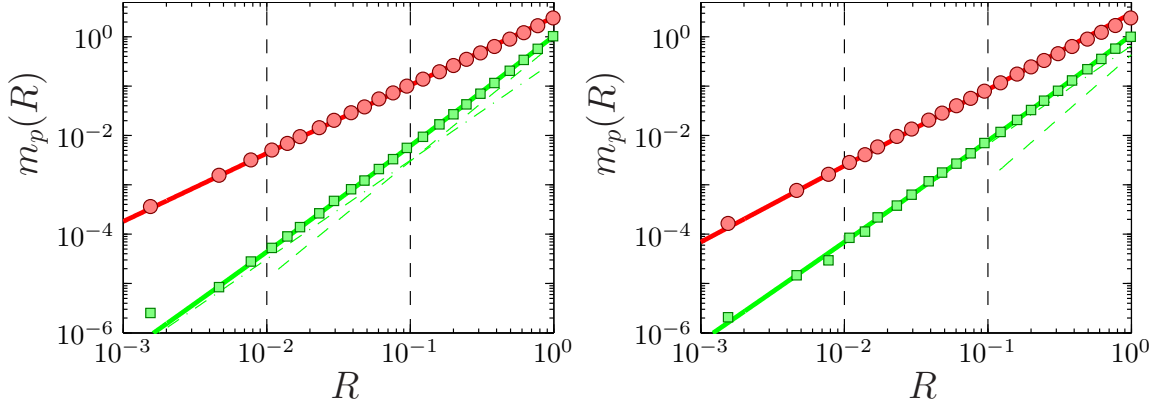


Figure 7. Same as Fig. 4, for the model described in Section 2.2 with $St = 0.4$ (left) and $St = 0.7$ (right), and $p = 0, 1$.

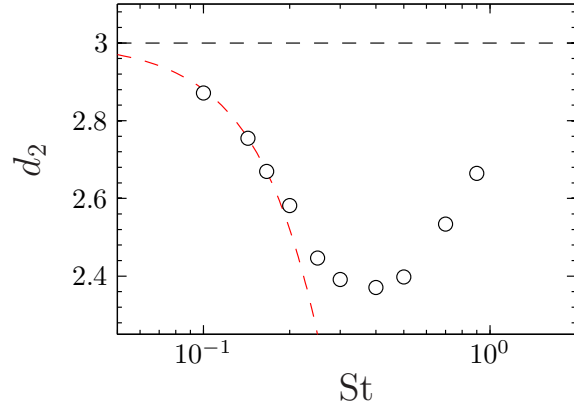


Figure 8. Numerical results for the spatial correlation dimension d_2 as a function of the Stokes number for the model described in Section 2.2. The dashed line shows a fit of the form $d_2 = 3 - 12 St^2$.

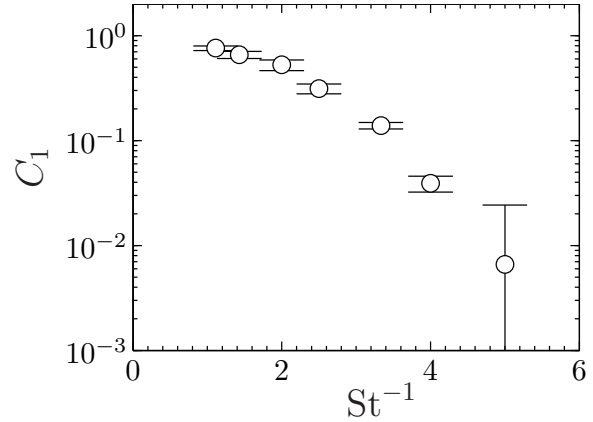


Figure 9. Amplitude C_1 from numerical fits to m_1 in (20) as a function of $1/St$ according to numerical simulations of the model described in Subsec. 2.2.

$m_1(R)$ should scale as $R^{d-1} = R^2$, while it should scale as $R^{d_2} \approx R^{2.4}$ at large values of R . Despite the fact that the two powers are rather similar, the two scalings can be

distinguished in Fig. 7. In the right panel ($St = 0.7$), the caustic contribution R^{d-1} dominates.

Given the data available from the kinematic simulations, it is more difficult to reliably determine the St -dependence of C_1 by fitting (solid green line in Fig. 7). Our best estimates are shown in Fig. 9. The fits and the corresponding error bars were obtained by a non-linear least-squared fit using MATLAB 2011. We find that C_1 depends very sensitively on St , as expected because the formation of caustics is an activated process. We expect (Gustavsson & Mehlig 2011a, Gustavsson & Mehlig 2012) that the St -dependence of C_1 follows the law $J_{\text{caustic}}/\gamma \sim \exp[-S(St)/Ku^2]$. However, the range of Stokes numbers for which C_1 can reliably be estimated is too small to determine the form of the function $S(St)$.

Fig. 9 demonstrates that the magnitude of relative velocities at small separations depends very sensitively on the Stokes number. We argue that this is a consequence of the sensitive St -dependence of the rate of caustic formation. This explains the sensitive dependence on the Stokes number of collision velocities and collision rates of particles suspended in turbulent flows (Sundaram & Collins 1997, Wang et al. 2000, Zaichik & Alipchenkov 2003).

4. Random uncorrelated motion

Singularities in the inertial-particle dynamics (corresponding to the formation of caustics) give rise to multi-valued particle velocities at locations in space bounded by caustics: any identical particles that are very close may move at substantially different velocities. Figs. 1 and 2 illustrate this fact in one and two spatial dimensions. This implies in particular that the relative motion of inertial particles cannot be captured in terms of a ‘hydrodynamic’ approximation describing the particle velocities in terms of a smooth velocity field. In particular Fevrier et al. (2005) infer from their DNS calculations of inertial-particle motion in a homogeneous isotropic and stationary turbulent flow field that the velocity $\mathbf{v}(\mathbf{r}, t)$ of a particle at a position \mathbf{r} at time t in a single realisation of the carrier flow field $\mathbf{u}(\mathbf{r}, t)$ is given by the sum of two components

$$\mathbf{v}(\mathbf{r}, t) = \overline{\mathbf{v}}(\mathbf{r}, t) + \delta\mathbf{v}(\mathbf{r}, t). \quad (21)$$

Here $\overline{\mathbf{v}}(\mathbf{r}, t)$ is a smoothly varying filtered velocity field which Fevrier et al. (2005) refer to as the ‘mesoscopic Eulerian particle velocity field’. Values for the smooth component in any realization are found by dividing the spatial domain into cells and calculating the average velocity associated with the number of particles in each individual cell (the number of particles in each cell being sufficiently large to form a statistically stationary average). The residual component $\delta\mathbf{v}(\mathbf{r}, t)$ is termed the ‘quasi Brownian velocity distribution’ component by Fevrier et al. (2005). It is now commonly referred to as ‘random uncorrelated motion’, or RUM for short (Reeks et al. 2006, Masi et al. 2011). This residual RUM part is uncorrelated with the smooth part and with itself at infinitesimally small separations in space and time. As a consequence,

Fevrier et al. (2005) argue that the structure function of relative inertial particle velocities tends to a constant as the spatial separation R between particle velocities tends to zero.

In the remainder of this section we discuss this line of arguments in the light of the results summarised in the previous sections.

First, the existence of multi-valued velocities between caustics is consistent with a singular contribution to the particle velocities, of the form of Eq. (21). We infer that the extent of random uncorrelated motion [its relative contribution compared to the smooth part in Eq. (21)] must depend sensitively on the value of St , since the rate of caustic formation exhibits this sensitive dependence on the Stokes number.

Second, it is known (see (Wilkinson et al. 2007) and references cited therein) that the maximal Lyapunov exponent describing the dynamics of inertial particles suspended in incompressible flows is positive (Mehlig et al. 2005). This implies that the inertial particle dynamics is chaotic. In the limit of very large Stokes numbers, inertial particle dynamics is thus similar to the random motion of molecules in a gas [gas-kinetic limit, see (Abrahamson 1975)]. This justifies the view that there is a random uncorrelated component to the inertial particle dynamics. It is a consequence of the formation of caustics.

Third, we consider the form of the structure functions for relative velocities of the suspended particles. In the notation of the previous section, the so-called longitudinal second-order structure function for relative particle velocities is given by

$$s^{(2)}(R) = \frac{m_2(R)}{m_0(R)}. \quad (22)$$

From Eq. (20) we deduce that $m_0(R) \sim R^{\min\{d_2, d\}-1}$. The correlation dimension d_2 saturates to d at a critical Stokes number, St_c (c.f. Fig. 5 where $d_2 = d$ for $\epsilon^2 > \epsilon_c^2 \approx 1$). For $St > St_c$ the suspended particles are uniformly distributed in space [see also (Bec et al. 2010, Salazar & Collins 2012)]. Let us consider this case. As $R \rightarrow 0$, the caustic contribution $C_2 R^{d-1}$ to $m_2(R)$ dominates in Eq. (20). This implies that

$$s^{(2)}(R) \rightarrow \text{const.} \quad \text{as } R \rightarrow 0, \quad (23)$$

as argued in (Fevrier et al. 2005). For $St < St_c$, by contrast, $s^{(2)}(R)$ tends to zero as $g^{-1}(R)$ as $R \rightarrow 0$, where the pair correlation function is given by $g(R) = m_0(R)/R^{d-1}$. Yet multi-valued particle velocities can still give rise to a substantial singular contribution to the moments of relative velocities, and the corresponding structure functions, as a consequence of singularities giving rise to caustics.

5. Singularities in particle concentration

Changes to the local concentration of inertial particles suspended in mixing flows can be described by the deformation tensor \mathbb{J} with elements $J_{ij} = \partial r_i / \partial r_j(0)$ evaluated along a particle trajectory $\mathbf{r}(t)$ with initial position $\mathbf{r}(0)$. The matrix \mathbb{J} describes the relative motion of infinitesimally close particles. In particular, the volume spanned by

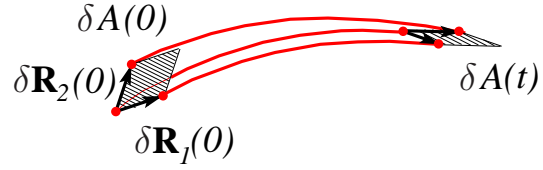


Figure 10. Illustrates how an infinitesimal area element $\delta A(t)$ in two spatial dimensions spanned by the separation vectors $\delta \mathbf{R}_1$ and $\delta \mathbf{R}_2$ between three initially close particles is transported along the particle trajectories.

the separation vectors between $d+1$ infinitesimally close particles in d spatial dimensions is given by $\delta \mathcal{V} = |J| \delta \mathcal{V}_0$, where $J \equiv \det(\mathbb{J})$ and $\delta \mathcal{V}_0$ is the initial volume, see Fig. 10.

Nothing prevents J from occasionally changing sign. This implies that the volume $\delta \mathcal{V}$ may shrink to zero, giving rise to a singularity in the local particle concentration $\propto \delta \mathcal{V}^{-1}$ (Wilkinson et al. 2005, Wilkinson et al. 2007, Ijzermans et al. 2010). The rate of occurrence of the singularities follows a Poisson process, and the singularities influence the tails of the distribution of the fluctuations of the particle concentration, making particle clustering highly non-Gaussian and intermittent (Meneguz & Reeks 2011).

It was pointed out by (Wilkinson et al. 2007) that the zeroes of J correspond to the formation of caustics. This fact is illustrated in Fig. 1: as $J \rightarrow 0$ we see that $z \rightarrow -\infty$. In the following we discuss the dynamics of z and J in one spatial dimension, and then the dynamics of \mathbb{Z} and \mathbb{J} in two and three spatial dimensions.

5.1. One spatial dimension

In one spatial dimension we analyse the joint dynamics of $z = \partial v / \partial x$ and $J = \partial x / \partial x_0$, where $x_0 = x(0)$ is the initial particle position. Noting that $\dot{J} = \partial v / \partial x_0$ we see that $z = \dot{J} / J$. The dynamics of z is governed by Eq. (15) which in turn yields an equation for the dynamics of J :

$$\ddot{J} = AJ - \dot{J}, \quad (24)$$

with $A = \partial u / \partial x$. This is the one-dimensional analogue of Eq. (2.20) in (Ijzermans et al. 2010).

The singularities $z \rightarrow -\infty$ and $J \rightarrow 0$ occur simultaneously. This can be seen in the deterministic limits of Eqs. (15) and (24): assume that z is large. Then (15) can be approximated by $\dot{z} = -z - z^2$. When J is small then (24) is approximately $\ddot{J} = -\dot{J}$. These two equations are solved by

$$z = \frac{z_0}{(1 + z_0)e^t - z_0}, \quad J = J_0(1 + z_0(1 - e^{-t})). \quad (25)$$

Consider an initial condition $z_0 < -1$. In this case, singularities in z and J occur as t passes through $t_0 = \ln(z_0/(1 + z_0))$ for both solutions (25). Thus, the rate at which J passes 0 is identical to the rate at which z tends to $-\infty$.

5.2. Two and three spatial dimensions

In two and three spatial dimensions the situation is analogous. The matrices \mathbb{Z} and \mathbb{J} are related by $\mathbb{Z} = \dot{\mathbb{J}}\mathbb{J}^{-1}$. Eq. (19) gives the motion of \mathbb{Z} and the corresponding equation for \mathbb{J} is

$$\ddot{\mathbb{J}} = \mathbb{A}\mathbb{J} - \dot{\mathbb{J}}. \quad (26)$$

This equation is identical to Eq. (2.20) in (Ijzermans et al. 2010). In analogy with the one-dimensional case, the deterministic solution is found to be:

$$\mathbb{J} = (1 + \mathbb{Z}_0(1 - e^{-t}))\mathbb{J}_0. \quad (27)$$

where $\mathbb{Z} = \dot{\mathbb{J}}\mathbb{J}^{-1}$ is obtained from (27). Singularities occur when the determinant $J \equiv \det(\mathbb{J})$ vanishes, or equivalently when $\text{Tr}\mathbb{Z} = \dot{J}/J$ diverges. The determinant of \mathbb{J} is obtained from (27) in two and three spatial dimensions

$$\begin{aligned} J_{d=2} &= J_0[1 + T_1 + Z_0 - e^{-t}(T_1 + 2Z_0) + Z_0e^{-2t}] \\ J_{d=3} &= J_0[1 + T_1 + T_2 + Z_0 - e^{-t}(T_1 + 2T_2 + 3Z_0) \\ &\quad + e^{-2t}(3Z_0 + T_2) - Z_0e^{-3t}], \end{aligned} \quad (28)$$

where the invariants $J_0 \equiv \det \mathbb{J}_0$, $Z_0 \equiv \det \mathbb{Z}_0$, $T_1 \equiv \text{Tr}\mathbb{Z}_0$ and $T_2 \equiv [(\text{Tr}\mathbb{Z}_0)^2 - \text{Tr}(\mathbb{Z}_0^2)]/2$ were defined. Depending on the initial condition $\mathbb{Z}_0 = \dot{\mathbb{J}}_0\mathbb{J}_0^{-1}$, J may pass zero at a finite time t_0 . Now \dot{J} and J cannot pass zero simultaneously (assuming that $J(t)$ is a regular function, then $\dot{J}(t_0) = 0$ implies that $J(t)$ has a double root at t_0). It follows that $\text{Tr}\mathbb{Z}$ is singular at t_0 . We have explicitly checked in two spatial dimensions that this is the case.

6. Conclusions

In this paper we have compared three recent approaches to describing inertial particle dynamics: caustic formation giving rise to multi-valued particle velocities, the notion of random uncorrelated motion, and spatial clustering as a consequence of singularities in the local deformation tensor \mathbb{J} .

We have shown that random uncorrelated motion and clustering due to singularities of \mathbb{J} can be explained in terms of caustic formation. Recent results on the rate of caustic formation and their effect upon the fluctuations of relative velocities explain many aspects of random uncorrelated motion, and are in quantitative agreement with results of inertial particles in model flows, at zero and at finite Kubo numbers.

Recently, two comprehensive studies of inertial particle dynamics using direct numerical simulations of particles suspended in turbulent flows were published (Bec et al. 2010, Salazar & Collins 2012). A detailed comparison between the analytical theory and the results of these direct numerical simulations for the distribution and the moments of relative velocities will be published elsewhere (Cencini et al. 2012).

Last but not least, we remark that the phenomenon of clustering and relative particle dynamics in turbulent flows analysed here has much in common with the

way particles are transported and deposited in turbulent boundary layers (Young & Leeming 1997): enhanced particle concentrations are observed near the wall, corresponding to the clustering of inertial particles in turbulent flows. Moreover, as in the case of particles suspended in turbulent flows, particle inertia gives rise to large impact velocities [referred to as ‘free flight to the wall’ (Brooke et al. 1994)].

Acknowledgments. We gratefully acknowledge financial support by Vetenskapsrådet and by the Göran Gustafsson Foundation for Research in Natural Sciences and Medicine.

- Abrahamson J 1975 *Chem. Eng. Sci.* **30**, 1371–9.
- Bec J 2003 *Phys. Fluids* **15**, 81–84.
- Bec J, Biferale L, Cencini M, Lanotte A & Toschi F 2010 *J. Fluid Mech.* **646**, 527–536.
- Bec J, Cencini M, Hillerbrand M & Turitsyn K 2008 *Physica D* **237**, 2037.
- Brooke J W, Hanratty T J & McLaughlin J B 1994 *Phys. Fluids* **6**, 3404.
- Cencini M 2009. Talk at working-group meeting of COST action MP0806.
- Cencini M, Bec J, Gustavsson K & Mehlig B 2012. Unpublished.
- Chun J, Koch D L, Rani S L, Ahluwalia A & Collins L R 2005. *J. Fluid Mech.* **536**, 219.
- Duncan K, Mehlig B, Östlund S & Wilkinson M 2005 *Phys. Rev. Lett.* **95**, 240602.
- Falkovich G, Fouxon A & Stepanov G 2002 *Nature* **419**, 151.
- Fevrier P, Simonin O & Squires K D 2005 *J. Fluid Mech.* **553**, 1.
- Gustavsson K & Mehlig B 2011a *Phys. Rev. E* **84**, 045304.
- Gustavsson K & Mehlig B 2011b *Europhys. Lett.* **96**, 60012.
- Gustavsson K & Mehlig B 2012. arxiv:1204:6487
- Ijzermans R H A, Meneguz E & Reeks M 2010 *J. Fluid Mech.* **653**, 99.
- Kraichnan R H 1970 *Phys. Fluids* **13**, 22.
- Masi E, Simonin S & Bedat B 2011 *Flow Turbulence Combust.* **86**, 563.
- Maxey M R 1987 *J. Fluid Mech.* **174**, 441–465.
- Mehlig B & Wilkinson M 2004 *Phys. Rev. Lett.* **92**, 250602.
- Mehlig B, Wilkinson M, Duncan K, Weber T & Ljunggren M 2005 *Phys. Rev. E* **72**, 051104.
- Meneguz E & Reeks M 2011 *J. Fluid Mech.* **686**, 338.
- Pumir A & Falkovich G 2007 *J. Atm. Sci.* **64**, 4497.
- Reeks M W, Fabro L & Soldati A 2006. Proceedings of the 2006 ASME JOINT US European Fluids Engineering Summer Meeting July 17-20, 2006, Miami, FL, USA, FEDSM2006-98383, arXiv:1206.0572.
- Salazar J P & Collins L R 2012 *J. Fluid Mech.* **696**, 45.
- Simonin O, Zaichik L I, Alipchenkov V M & Fevrier P 2006 *Phys. Fluids* **18**, 125107.
- Spelt P D M & Biesheuvel A 1997 *J. Fluid Mech.* **336**, 221.
- Sundaram S & Collins L R 1997 *J. Fluid. Mech.* **335**, 75.
- Wang L, Wexler A S & Zhou Y 2000 *J. Fluid Mech.* **415**, 117.
- Wilkinson M & Mehlig B 2003 *Phys. Rev. E* **68**, 040101(R).
- Wilkinson M & Mehlig B 2005 *Europhys. Lett.* **71**, 186–192.
- Wilkinson M, Mehlig B & Bezuglyy V 2006 *Phys. Rev. Lett.* **97**, 048501.
- Wilkinson M, Mehlig B, Östlund S & Duncan K P 2007 *Phys. Fluids* **19**, 113303.
- Wilkinson M, Mehlig B & Gustavsson K 2010 *Europhys. Lett.* **89**, 50002.
- Young J B & Leeming A 1997 *J. Fluid Mech.* **340**, 129.
- Zaichik L I & Alipchenkov V M 2003 *Phys. Fluids* **15**, 1776.