

Global Analysis of the Higgs Candidate with Mass ~ 125 GeV

John Ellis^{1,2} and Tevong You^{2,3}

¹*Theoretical Particle Physics and Cosmology Group, Physics Department,
King's College London, London WC2R 2LS, UK*

²*TH Division, Physics Department, CERN, CH-1211 Geneva 23, Switzerland*

³*High Energy Physics Group, Blackett Laboratory, Imperial College, Prince Consort Road,
London SW7 2AZ, UK*

Abstract

We analyze the properties of the Higgs candidate with mass ~ 125 GeV discovered by the CMS and ATLAS Collaborations, constraining the possible deviations of its couplings from those of a Standard Model Higgs boson. The CMS, ATLAS and Tevatron data are compatible with Standard Model couplings to massive gauge bosons and fermions, and disfavour several types of composite Higgs models unless their couplings resemble those in the Standard Model. We show that the couplings of the Higgs candidate are consistent with a linear dependence on particle masses, scaled by the electroweak scale $v \sim 246$ GeV, the power law and the mass scale both having uncertainties $\sim 20\%$.

1 Introduction and Summary

The hint of a possible new particle h with mass ~ 125 GeV reported earlier by the LHC experiments ATLAS and CMS [1–11], has now become an indisputable discovery [12, 13], which has been supported by new analyses from the Tevatron collider experiments CDF and D0 [14]. There is a general expectation that h may be the long-sought Higgs boson [15], but many consistency checks must be made before this identification can be confirmed. For example, it will be necessary to verify that the spin of the h particle is zero [16] - the assignment assumed in searches in the WW^* and ZZ^* channels, which is also consistent with the observation of h decay into $\gamma\gamma$ - and one would like to verify that the couplings of the h to other particles are proportional to their masses. Moreover, even if the h particle passes these tests, other measurements and consistency checks will be needed to see whether it stands alone or is the first representative of a more complicated, possibly composite, electroweak symmetry-breaking sector.

Assuming that the h particle does indeed have spin zero, in this paper we explore the extent to which its couplings are constrained by the available data, studying what limits can already be set on possible deviations from those of a Standard Model Higgs boson [17, 18]. We treat as independent parameters the strengths of the h couplings to massive vector bosons and to different fermion species, including their indirect effects on loop-induced couplings to photon and gluon pairs and assuming that the latter receive no significant contributions from particles beyond the Standard Model.

As reviewed below, one may parametrize the possible coupling deviations by coefficients a_V and c_f for vector bosons and fermions, respectively [19]. One possibility is that these coefficients are universal, i.e., $a_W = a_Z \equiv a$ and $c_t = c_b = c_\tau = c_c = \dots \equiv c$, with the Standard Model corresponding to $a = c = 1$. There has been some speculation that custodial symmetry might be broken with $a_W \neq a_Z$ [20], and that couplings to some fermion species might be enhanced or suppressed. The present data are insufficient to probe these possibilities very precisely, and the overall quality of our global fit, presented below, indicates no need currently to adopt such hypotheses.

As already mentioned, a key prediction for the Standard Model Higgs boson is that its couplings to other particles are proportional to their masses. We probe this issue here by considering purely phenomenological parametrizations of the h couplings of the forms $a = v(M_V^{2\epsilon}/M^{(1+2\epsilon)})$ and $c_f = v(m_f^\epsilon/M^{1+\epsilon})$, where for a Standard Model Higgs boson $\epsilon = 0$ and $M = v = 246$ GeV, the canonical Higgs vacuum expectation value (vev), corresponding to $a = c = 1$.

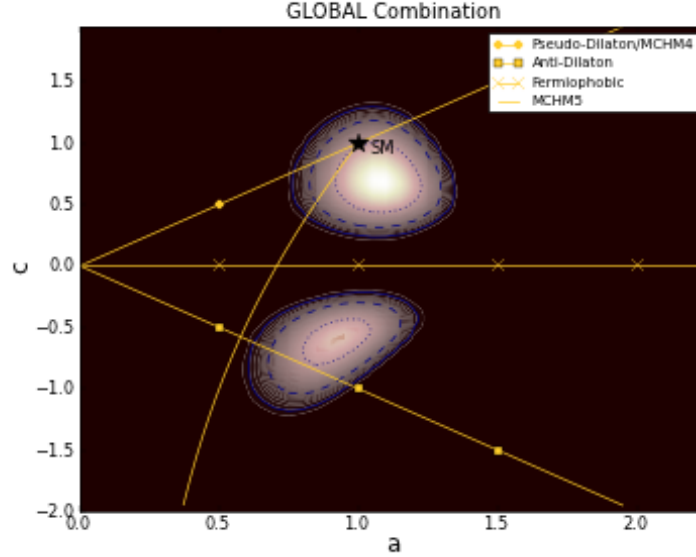


Figure 1: *The constraints on the couplings (a, c) of the Higgs candidate h with mass ~ 125 GeV obtained from our global analysis of the available CMS, ATLAS, CDF and D0 data. The Standard Model is represented by a black star, and the yellow lines represent various composite Higgs models described in the text, which are disfavoured if they deviate strongly from the Standard Model.*

Figures 1, 2, 3 and 4 display our main results. They quantify the extent to which the h particle walks like a Higgs and quacks like a Higgs.

Fig. 1 shows the result in the (a, c) plane of our global fit to data on the h couplings from the Tevatron experiments and from the combined 7 and 8-TeV event samples of ATLAS and CMS. We see good consistency with the Standard Model prediction, though the best fit corresponds slightly to $a > 1$ and $c < 1$, as seen also in the marginalized one-dimensional likelihoods of our fit result projected on the a and c axes shown in Fig 2. On the other hand, the region with $c < 0$ that was marginally favoured in our previous analysis [21] is now somewhat disfavoured. As we discuss in more detail below, Figs. 1 and 2 impose important constraints on composite Higgs models, disavouring several such models unless their predictions resemble those of the Standard Model.

Fig. 3 displays the result of our global fit in the (ϵ, M) plane, where we see excellent consistency with the Higgs hypothesis: $M = v, \epsilon = 0$. This is also seen in Fig. 4, which displays the marginalized one-dimensional likelihood projections of our fit result on the M and ϵ axes. The couplings of the h particle are clearly inconsistent with any mass-independent

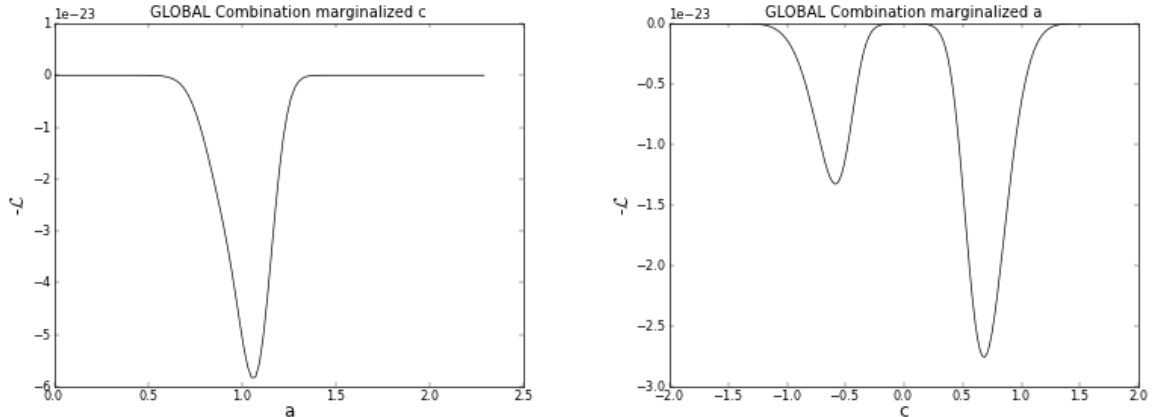


Figure 2: *Marginalized one-dimensional projections on (left) the a and (right) c axes of the likelihood function for our global fit result shown in Fig 1.*

scenario, which would require $\epsilon = -1$. Fig. 5 provides another way of understanding this observation. The points with vertical error bars represent the values of the h couplings to different particles found in our global fit to the parameters (ϵ, M) . The diagonal line in Fig. 5 represents the Standard Model prediction (6), which is compatible within errors with the measurements, as already discussed.

In subsequent Sections we describe how these results were obtained, and present more details of our analysis. In Section 2 we review the phenomenological frameworks we employ, and in Section 3 we describe our calculational procedure, which follows closely that in [21]. In Section 4 we describe the data set we use, focusing in particular on the recent update from the Tevatron experiments as well as the recent preliminary results from $\sim 5/\text{fb}$ of 8-TeV LHC data in each of ATLAS and CMS. In Section 5 we present in more detail our results in the (a, c) plane, discussing their implications for pseudo-dilaton [22, 23] and other composite Higgs scenarios [24]¹, as well as fermiophobic [26] and gaugephobic [27] models. In Section 6 we discuss in more detail our results in the (ϵ, M) plane, and in Section 7 we present our conclusions and discuss the prospects that future data may soon clarify further the nature of the ~ 125 GeV Higgs candidate h .

¹Radion models [25] are closely related.

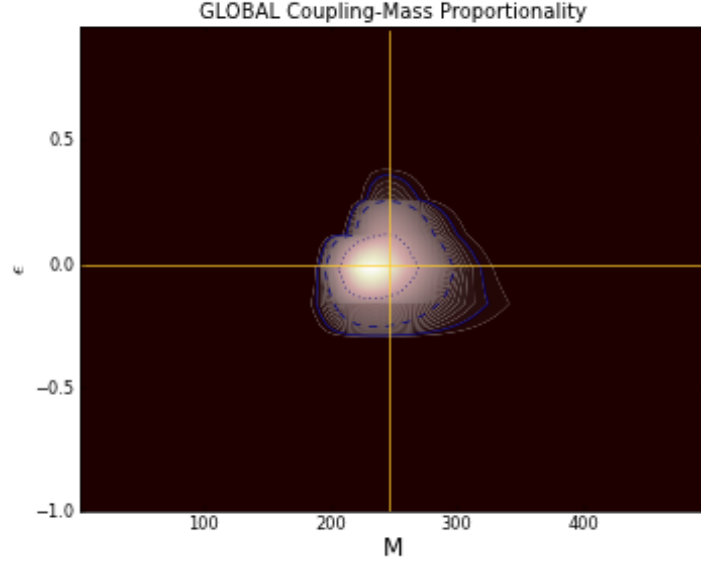


Figure 3: *The constraints on the scaling parameters (ϵ, M) of the Higgs candidate h with mass ~ 125 GeV obtained from our global analysis of the available CMS, ATLAS, CDF and D0 data. The Standard Model corresponds to the intersection of the yellow cross-hairs. The data are close to the ‘bull’s eye’.*

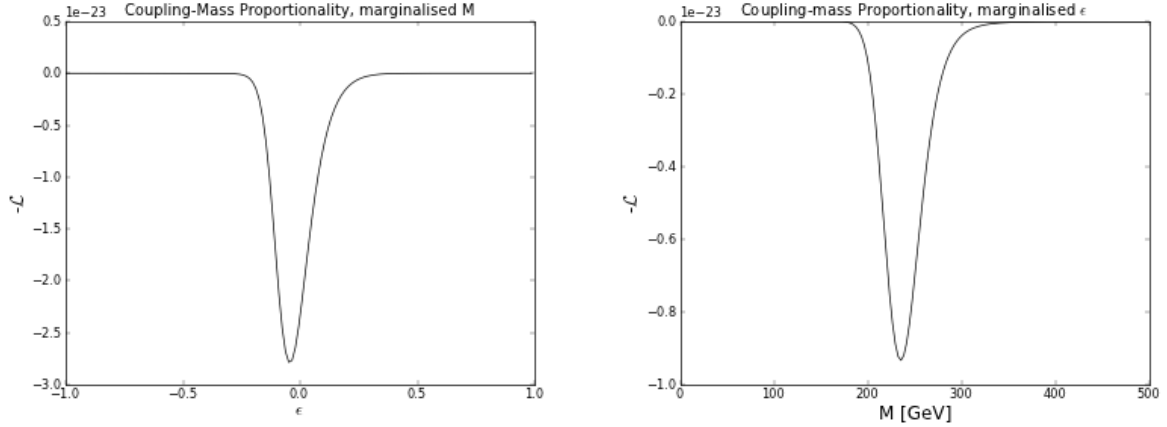


Figure 4: *Marginalized one-dimensional projections on (left) the ϵ and (right) M axes of the likelihood function for our global fit result shown in Fig 3.*

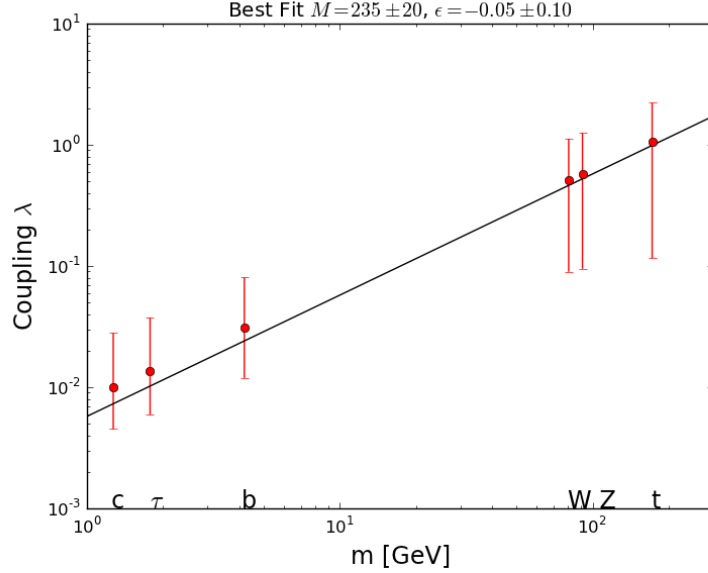


Figure 5: The mass dependence of the h couplings found in our (ϵ, M) fit. The vertical error bars correspond to the uncertainties shown in Fig. 4. The Standard Model prediction that Higgs couplings should be proportional to the masses of other particles, shown by the diagonal solid line, is completely consistent with the data.

2 Phenomenological Framework

We use the following nonlinear low-energy effective Lagrangian for the electroweak symmetry-breaking sector [19, 22], see also [28, 29]:

$$\begin{aligned} \mathcal{L}_{eff} &= \frac{v^2}{4} \text{Tr} (D_\mu U D^\mu U^\dagger) \times \left[1 + 2a \frac{h}{v} + \dots \right] \\ &- \frac{v}{\sqrt{2}} \Sigma_f \bar{f}_L \lambda_f f_R \left[1 + c_f \frac{h}{v} + \dots \right] + h.c. \end{aligned} \quad (1)$$

where U is a unitary 2×2 matrix parametrizing the three Nambu-Goldstone fields that are ‘eaten’ by the W^\pm and Z^0 , giving them masses, $v \sim 246$ GeV is the conventional electroweak symmetry-breaking scale, h is a field describing the Higgs candidate with mass ~ 125 GeV discovered by ATLAS and CMS, and λ_f is the Yukawa coupling of the fermion flavour f in the Standard Model. The coefficients a and c_f parametrize the deviations of the h couplings to massive vector bosons and to fermions, respectively, from those of the Higgs boson in the Standard Model. In writing (1), we have implicitly assumed a custodial symmetry: $a_W = a_Z = a$, an assumption whose plausibility can be judged from the overall quality of our fit.

Also relevant for the phenomenology of the Higgs candidate h are its dimension-5 loop-

induced couplings to gg and $\gamma\gamma$ [30,31]:

$$\mathcal{L}_\Delta = - \left[\frac{\alpha_s}{8\pi} b_s G_{a\mu\nu} G_a^{\mu\nu} + \frac{\alpha_{em}}{8\pi} b_{em} F_{\mu\nu} F^{\mu\nu} \right] \left(\frac{h}{V} \right). \quad (2)$$

We assume here that, as in the Standard Model, only the top quark makes a significant contribution to the coefficient b_s , and only the top quark and the W^\pm contribute significantly to b_{em} (with opposite signs in the Standard Model [30]).

We recall that, in a scenario in which h is associated with a pseudo-dilaton field χ with vev V , one has

$$a = c = \frac{v}{V}. \quad (3)$$

One may also consider scenarios in which h is a pseudo-Goldstone boson of some higher-order chiral symmetry that is broken down to the $SU(2) \times SU(2)$ of the Standard Model Higgs sector. Among such composite models with an $SO(5)/SO(4)$ structure [32], one may consider the MCHM4 option - in which the Standard Model fermions are embedded in spinorial representations of $SO(5)$ and

$$a = c = \sqrt{1 - \xi}, \quad (4)$$

where $\xi \equiv (v/f)^2$ with f a compositeness scale (which is equivalent to the pseudo-dilaton model with $v/V \rightarrow \sqrt{1 - \xi}$), or the MCHM5 option - in which the Standard Model fermions are embedded in fundamental representations of $SO(5)$ and

$$a = \sqrt{1 - \xi}, \quad c = \frac{1 - 2\xi}{\sqrt{1 - \xi}}. \quad (5)$$

As discussed in [21], this interpolates between the Standard Model (obtained in the limit $\xi \rightarrow 0$), a specific fermiophobic scenario with $a = \sqrt{3}/2$ (obtained in the limit $\xi \rightarrow 1/2$), an ‘anti-dilaton’ model with $a = -c = 1/\sqrt{3}$ (obtained when $\xi = 2/3$), and a gaugephobic model (obtained when $\xi \rightarrow 1$).

In addition to these theoretically-motivated models, we also consider the completely phenomenological possibility that h couples to other particles proportionally to some power of their masses. Thus, we generalize the Standard Model couplings

$$\lambda_f = \sqrt{2} \frac{m_f}{v}, \quad g_V = 2 \frac{m_V^2}{v} \quad (6)$$

to the following forms of couplings with anomalous scaling laws:

$$\lambda_f = \sqrt{2} \left(\frac{m_f}{M} \right)^{1+\epsilon}, \quad g_V = 2 \left(\frac{m_V^{2(1+\epsilon)}}{M^{1+2\epsilon}} \right). \quad (7)$$

The Standard Model is recovered in the double limit $\epsilon \rightarrow 0, M \rightarrow v$, whereas the pseudo-dilaton/MCHM4 scenario would correspond to $\epsilon = 0$ and $M = V \neq v$, in general. In terms of the parameterization (1), the parametrizations (7) correspond to

$$c_f = v \left(\frac{m_f^\epsilon}{M^{1+\epsilon}} \right), \quad a_V = v \left(\frac{M_V^{2\epsilon}}{M^{(1+2\epsilon)}} \right). \quad (8)$$

After presenting our global fits to the parameters a, c , we shall explore the extent to which the data already indicate that h couples to other particles proportionally to masses, i.e., with $\epsilon = 0$, and a normalization M similar to $v = 246$ GeV.

3 Calculational Procedure

Assuming that the Higgs candidate h has no non-standard production or decay modes, its production cross-sections and decay widths are related to those of the Standard Model Higgs boson by simple factors of a and c . Assuming that gluon-gluon fusion (gg) and vector-boson fusion (VBF) dominate over the other processes, as at the LHC, one may combine their respective production rescaling factors $R \equiv \sigma/\sigma_{\text{SM}}$ and cut efficiencies $\xi_{\text{gg,VBF}}$ to obtain a total production rescaling factor

$$R_{\text{prod}} = \frac{\xi_{\text{gg}} F_{\text{gg}} R_{\text{gg}} + \xi_{\text{VBF}} (1 - F_{\text{gg}}) R_{\text{VBF}}}{\xi_{\text{gg}} F_{\text{gg}} + \xi_{\text{VBF}} (1 - F_{\text{gg}})}, \quad (9)$$

where $F_{\text{gg}} \equiv \sigma_{\text{gg}}^{\text{SM}}/\sigma_{\text{tot}}^{\text{SM}}$. In the case of the Tevatron, where associated production (AP) is more important than VBF, one may use (9) with the replacement $\text{VBF} \rightarrow \text{AP}$ throughout.

Similarly, relative to the Standard Model predictions, the decay widths $R \equiv \Gamma/\Gamma_{\text{SM}}$ to massive vector bosons, fermions and photons are given, respectively, by

$$R_{VV} = a^2, \quad R_{\bar{f}f} = c^2, \quad R_{\gamma\gamma} = \frac{(-\frac{8}{3}cF_t + aF_w)^2}{(-\frac{8}{3}F_t + F_w)^2}, \quad (10)$$

where the loop factors $F_{t,w}$ were given, e.g., in [21]. The principal dependences of the different Higgs-like signals on the rescaling factors (a, c) are summarized in Table 1, which is adapted from [21]. It is important to emphasize that, since production mechanisms are in general also sensitive to both a and c , as well as decay branching ratios, their dependences also provide important constraints on model parameters.

The signal strength modification factor $\mu^i \equiv n_s^i/(n_s^i)^{\text{SM}}$ in any given channel i is the product of the production and decay rescalings: $R \equiv R_{\text{prod}}^i \cdot (R_{\text{decay}}^i/R_{\text{tot.}})$. In the absence of more detailed experimental information, we follow [33] as in [21], assuming that in each

channel	Production sensitive to		Decay sensitive to	
	a	c	a	c
$\gamma\gamma$	✓	✓	✓	✓
$\gamma\gamma$ VBF	✓	×	✓	✓
WW	✓	✓	✓	×
WW 2-jet	✓	×	✓	×
WW 0,1-jet	×	✓	✓	×
$b\bar{b}$	✓	×	×	✓
ZZ	✓	✓	✓	×
$\tau\tau$	✓	✓	×	✓
$\tau\tau$ VBF, VH	✓	×	×	✓

Table 1: *The dominant dependences on the model parameters (a, c) (1) of the h detection and search channels discussed in this paper, adapted from [21].*

channel the underlying likelihood $p(n_{\text{obs}}|\mu n_s^{\text{SM}} + n_b)$ obeys a Poisson distribution, and use the approximation $\sigma_{\text{obs}} \simeq \sigma_{\text{exp}} = \mu_{\text{exp}}^{95\%}/1.96$ for the standard deviation to solve for the central value $\bar{\mu}$ in the equation:

$$\frac{\int_0^{\mu_{\text{exp}}^{95\%}} e^{-\frac{(\mu-\bar{\mu})^2}{2\sigma_{\text{obs}}^2}} d\mu}{\int_0^\infty e^{-\frac{(\mu-\bar{\mu})^2}{2\sigma_{\text{obs}}^2}} d\mu} = 0.95 \quad . \quad (11)$$

The posterior probability density function is then given by

$$p(\mu|n_{\text{obs}}) = p(n_{\text{obs}}|\mu n_s^{\text{SM}} + n_b) \cdot \pi(\mu) \approx \frac{1}{\sqrt{2\pi\sigma_{\text{obs}}^2}} e^{-\frac{(\mu-\bar{\mu})^2}{2\sigma_{\text{obs}}^2}} \quad , \quad (12)$$

with $\pi(\mu)$ generally assumed *a priori* to be flat within the range of interest and zero outside.

4 Experimental Data Set

We use the latest available information from $\sim 5/\text{fb}$ of LHC data obtained at each of 7 and 8 TeV in the centre of mass, and from $\sim 10/\text{fb}$ of Tevatron data, as follows.

1. The CMS and ATLAS searches in the channel $h \rightarrow ZZ \rightarrow 4\ell^\pm$ are treated as inclusive for both 7 TeV [2] and 8 TeV [12, 13].
2. The CMS, ATLAS and Tevatron searches in the $h \rightarrow \bar{b}b$ channel are assumed to be dominated by associated production [3, 14], with the CMS 8 TeV likelihoods estimated from the VH and ttH best fits presented in [12]. The Tevatron data has been updated from [21] to the latest results in [14].

3. The diphoton likelihoods in the CMS and ATLAS searches at 7 TeV were obtained from [4, 5] as explained in [21]. At 8 TeV, CMS provides central values and one-sigma error bars in two di-jet categories and four inclusive sub-channels dominated by gluon fusion, and we treat the 8 TeV ATLAS results inclusively since the sub-channel best fit values are only provided for $m_h = 126.5$ [13]². The Tevatron search from [14] are also included.
4. The Tevatron results for $h \rightarrow W^+W^-$ are updated from [14]. The ATLAS results so far are based on the 7 TeV data in [6].
5. The CMS $h \rightarrow W^+W^-$ search is separated into 0, 1 and 2-jet categories. For 7 TeV the detailed event count tables in [7] are used as described in [21]. The 8 TeV results are estimated from the fit plots in [12].
6. The CMS and ATLAS $\tau\tau$ searches at 7 TeV are treated as inclusive [8, 9]. At 8 TeV only CMS search results are available at this time, with further discrimination provided by 0/1-jet, VBF and VH sub-channels [12]. We treated the VBF category assuming $\sim 30\%$ contamination from gluon fusion in the production mechanism as for the diphoton VBF search.

In the cases where the 8 TeV 2012 data was not presented separately from the 7 TeV 2011 data but combined, such as in the CMS $h \rightarrow \tau\tau$, $h \rightarrow \bar{b}b$ and $h \rightarrow ZZ$ searches, we assumed 8 TeV production cross-sections. As mentioned in [21], we expect that our global analysis is only accurate to $\sim 20\%$ due to the limited experimental information available so far [34].

5 Results

5.1 Tevatron data

We consider first the fit to the recent Tevatron data in terms of (a, c) that is shown in Fig. 6. We recall that the Tevatron experiments CDF and D0 provide information on the associated production (AP) of h followed by its decay into $\bar{b}b$ (upper left panel of Fig. 6), as well as inclusive measurements of $h \rightarrow WW^*$ decay (upper right panel) and now also $h \rightarrow \gamma\gamma$ decay (lower left panel). The central value of the $h \rightarrow \bar{b}b$ signal is somewhat stronger than expected in the Standard Model, disfavouring fermiophobic models and corresponding to the

²As discussed below, our results are quite insensitive to the assumed for h in the range [124, 127] GeV.

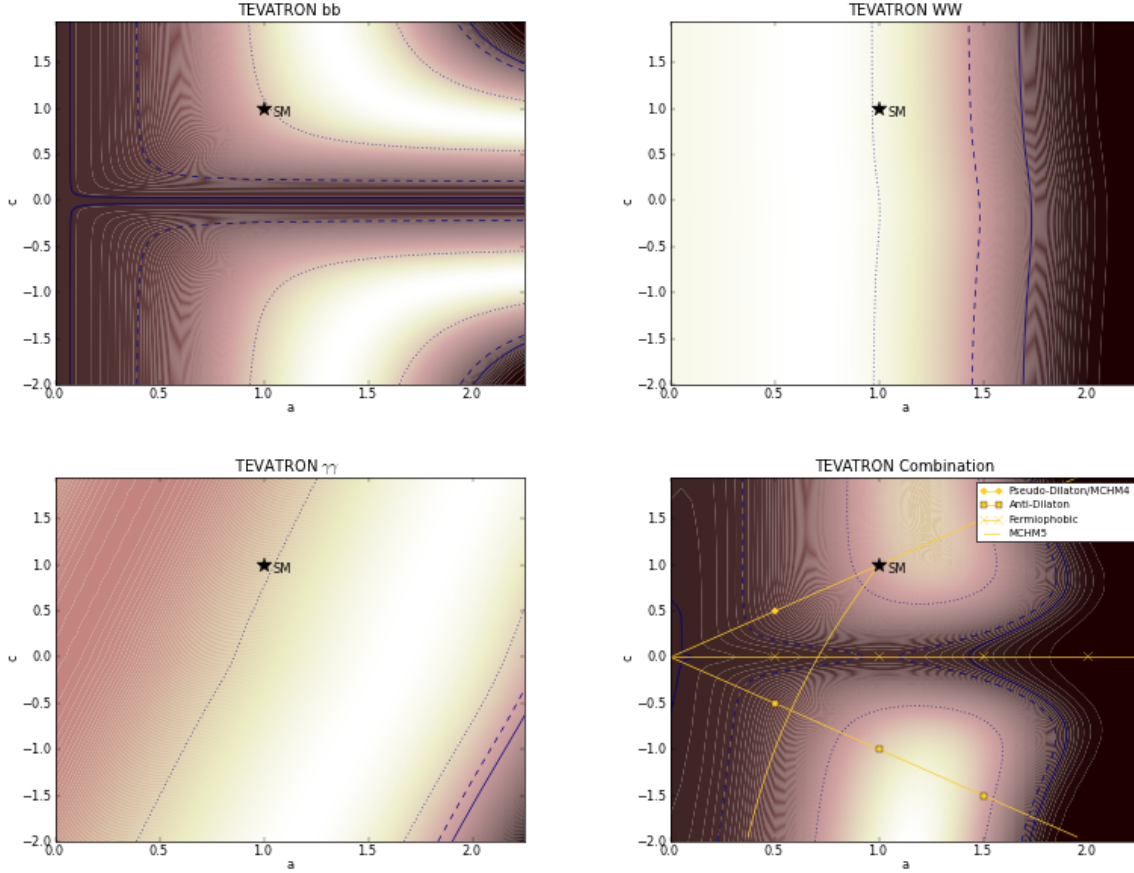


Figure 6: Constraints on the couplings (a, c) of the Higgs candidate h with mass ~ 125 GeV arising from the CDF and D0 data on (upper left) $\bar{b}b$, (upper right) $\tau^+\tau^-$, and (lower left) $\gamma\gamma$ final states. The lower right panel displays the combination of these ICHEP 2012 CMS constraints, together with lines representing the pseudo-dilaton/MCHM4, anti-dilaton, fermiophobic and MCHM5 scenarios. In these and subsequent analogous plots, the most likely regions have the lightest shading, the dotted lines are 68% CL contours, the dashed lines are 95% CL contours, and the solid lines are 99% CL contours.

possibility that either a and/or $c > 1$. However, the Tevatron $h \rightarrow WW^*$ signal is relatively weak, disfavouring large a . The $h \rightarrow \gamma\gamma$ signal is relatively strong, but very uncertain. In combination (lower right panel of Fig. 6), the Tevatron data are compatible with the Standard Model, while favouring slightly $a, c > 1$.

5.2 CMS data

We now turn to the analysis of the ICHEP 2012 CMS data shown in Fig. 7. The $h \rightarrow \bar{b}b$ search (top left panel) was based on AP and $t\bar{t}$ Higgsstrahlung (HS) event selections, the former being more sensitive. The overall signal strength is somewhat below that expected

in the Standard Model, slightly favouring $a, c < 1$, but very compatible with the Standard Model. The $h \rightarrow \tau^+\tau^-$ search (top right panel) was based on a combination of event selections favouring gluon-gluon fusion, VBF and AP production mechanisms. Once again the overall signal is weaker than expected in the Standard Model, but not very significantly. The $h \rightarrow ZZ^*$ signal (middle left panel) has the strength expected in the Standard Model, disfavouring $a \ll 1$. The $h \rightarrow WW^*$ search shown in the middle right panel of Fig. 7 was based on a combination of event selections favouring gluon-gluon fusion and VBF production mechanisms, and the deficit compared to the Standard Model is not very significant. Finally, the $h \rightarrow \gamma\gamma$ event selection includes samples with and without enhanced VBF contributions. As discussed in [21], since the $h \rightarrow \gamma\gamma$ decay amplitude contains both t and W loops, which interfere, it provides unique discrimination between the cases $a >$ and < 0 , as seen in the bottom left panel of Fig. 7. Although the $\gamma\gamma$ signal strength is somewhat stronger than in the Standard Model, particularly in the VBF-enhanced sample, the discrepancy is again insignificant. Turning now to the overall combination of CMS data shown in the bottom right panel of Fig. 7, we see that it is quite compatible with the Standard Model, with $a \sim 1$ though $|c| < 1$ is somewhat favoured³. We see no significant difference between the qualities of the best fits with $a/c > 0$ and $a/c < 0$. Comparing with the analogous panel in Fig. 1 of [21], we see that the accuracy in the determination of the h couplings has improved significantly.

5.3 ATLAS data

We now present a similar analysis of the available ATLAS data, which yields the results shown in Fig. 8. As in the previous figure, the top left panel displays the constraint in the (a, c) plane provided by the $h \rightarrow \bar{b}b$ search, which in the ATLAS case is based on $\sim 5/\text{fb}$ of data at 7 TeV, as is the $h \rightarrow \tau^+\tau^-$ constraint shown in the top right panel of Fig. 8. These panels are the same as the corresponding panels in Fig. 5 of [21]. The middle left panel of Fig. 8 displays the $h \rightarrow ZZ^*$ constraint including also $\sim 5/\text{fb}$ of data at 8 TeV: we see that the central value of the signal strength lies somewhat above the value expected in the Standard Model, corresponding to $a > 1$. On the other hand, the central value of the $h \rightarrow WW^*$ signal shown in the middle right panel of Fig. 8 (which is again based on $\sim 5/\text{fb}$ of data at 7 TeV) would prefer a smaller value of a . Finally, the combined ATLAS 7- and 8-TeV search for $h \rightarrow \gamma\gamma$ shown in the bottom right panel of Fig. 8 yields a central value of the strength lying somewhat above the Standard Model value, which is reflected

³A similar result was found by the CMS Collaboration [12].

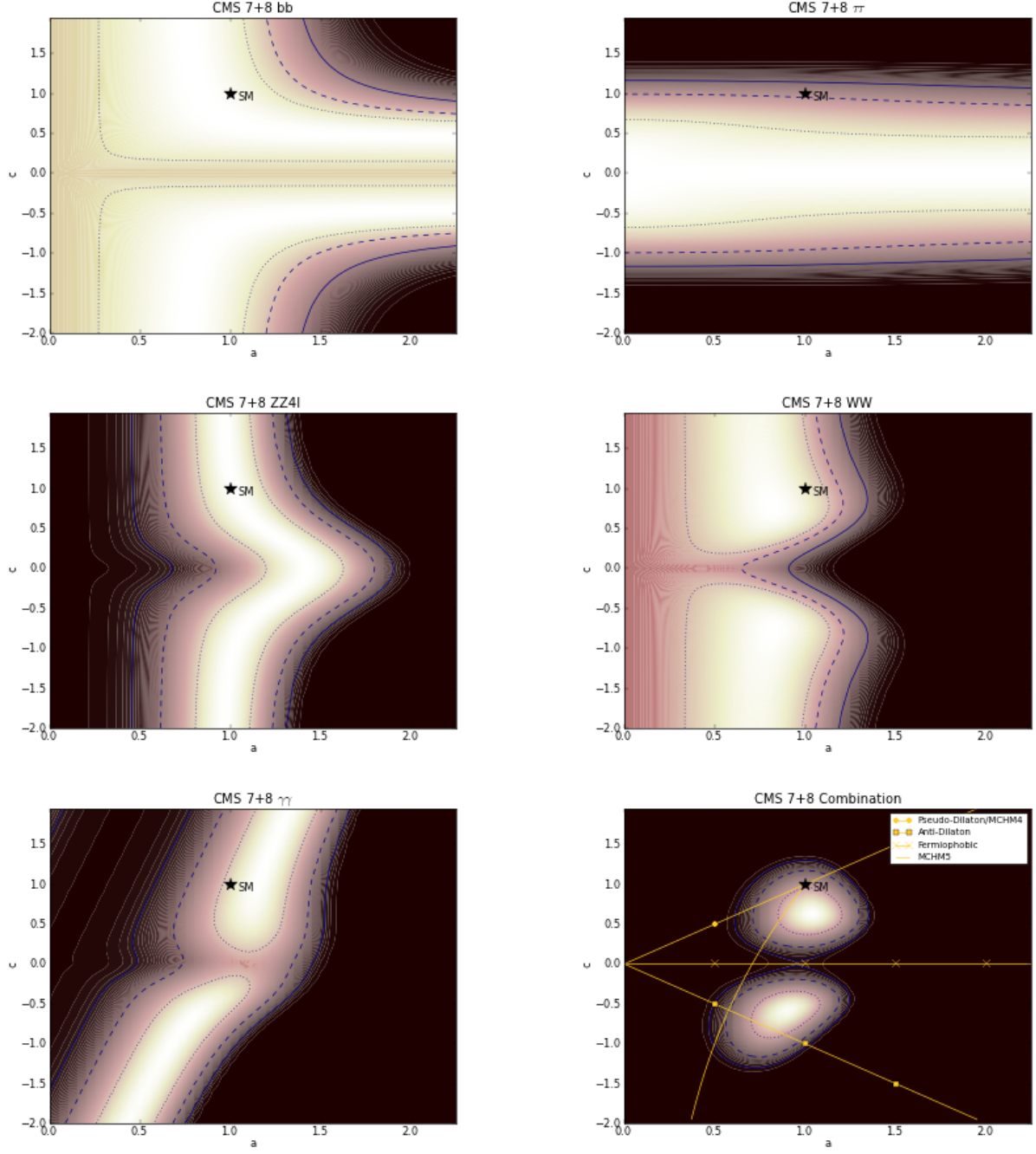


Figure 7: Constraints on the couplings (a, c) of the Higgs candidate h with mass ~ 125 GeV arising from the ICHEP 2012 CMS data on (top left) $\bar{b}b$, (top right) $\tau^+\tau^-$, (centre left) ZZ^* , (centre right) WW^* and (bottom left) $\gamma\gamma$ final states. The bottom right panel displays the combination of these ICHEP 2012 CMS constraints, together with lines representing the pseudo-dilaton/MCHM4, anti-dilaton, fermiophobic and MCHM5 scenarios. As in other analogous plots, the most likely regions have the lightest shading, the dotted lines are 68% CL contours, the dashed lines are 95% CL contours, and the solid lines are 99% CL contours.

in the preferred region of the (a, c) plane. The overall combination of the available ATLAS constraints, shown in the bottom right panel, indicates a general preference for $a > 0$, with values of $a > 1, c < 1$ being favoured.

6 Combined Results in the (a, c) Plane and Implications for Models

Looking at the bottom right panels of Figs. 6, 7 and 8, the general features of Fig. 1 can now be understood. Since they do not have high sensitivity to $h \rightarrow \gamma\gamma$, the Tevatron data are unable to discriminate between the upper and lower halves of the (a, c) plane. The CMS data do have high sensitivity to $h \rightarrow \gamma\gamma$, leading to some asymmetry between the upper and lower halves of the (a, c) plane, but no strong preference for one over the other. On the other hand, the ATLAS $h \rightarrow \gamma\gamma$ data do provide a preference for $a > 0$. Generally speaking, the Tevatron data prefer $a, c > 1$, whereas the CMS and ATLAS data prefer $a > 1$ and $c < 1$. The overall result, shown in Fig. 2, is that the global combination prefers $a > 1$ (left panel), and $c < 1$ (right panel) though not significantly.

The absence of strong $\bar{b}b$ and $\tau^+\tau^-$ signals at the LHC favours speculation that $c \ll 1$, but in models with a universal coefficient c for all fermions, this is not the whole story. The fact the total h cross section is compatible with the Standard Model indicates that the $h\bar{t}t$ couplings should be close to the Standard Model value, corresponding to $c \sim 1$. The right panel of Fig. 2 is the net result: no significant discrepancy with the Standard Model if c is universal.

Likewise, the absence of a strong $h \rightarrow WW^*$ signal might lead one to speculate that $a < 1$, or even that $a_W \neq a_Z$ with custodial symmetry broken [20]. However, the fact that the $h \rightarrow \gamma\gamma$ signals reported by both ATLAS and CMS are on the high side suggests that the $h\gamma\gamma$ loop amplitude in (10) must receive an important contribution from the W^\pm loops, which should be dominant. This suggests that a_W cannot be very small, and favours $a \equiv a_W = a_Z \sim 1$ in our fit.

We display in Fig. 1 yellow lines corresponding to the predictions of the pseudo-dilaton and MCHM4 models (3, 4) ($a = c = v/V, \sqrt{1-\xi}$), ‘anti-dilaton’ models ($a = -c$), the MCHM5 model (5) ($a = \sqrt{1-\xi}, c = (1 - 2\xi/\sqrt{1-\xi})$), fermiophobic models ($c = 1$) and gaugephobic models ($a = 0$)⁴. We see in the right panel of Fig. 4 that models with an overall scale M similar to the value $v = 246$ GeV in the Standard Model are strongly

⁴See also the combination panels in Figs. 6, 7 and 8 for the corresponding individual comparisons with Tevatron, CMS and ATLAS data, respectively.

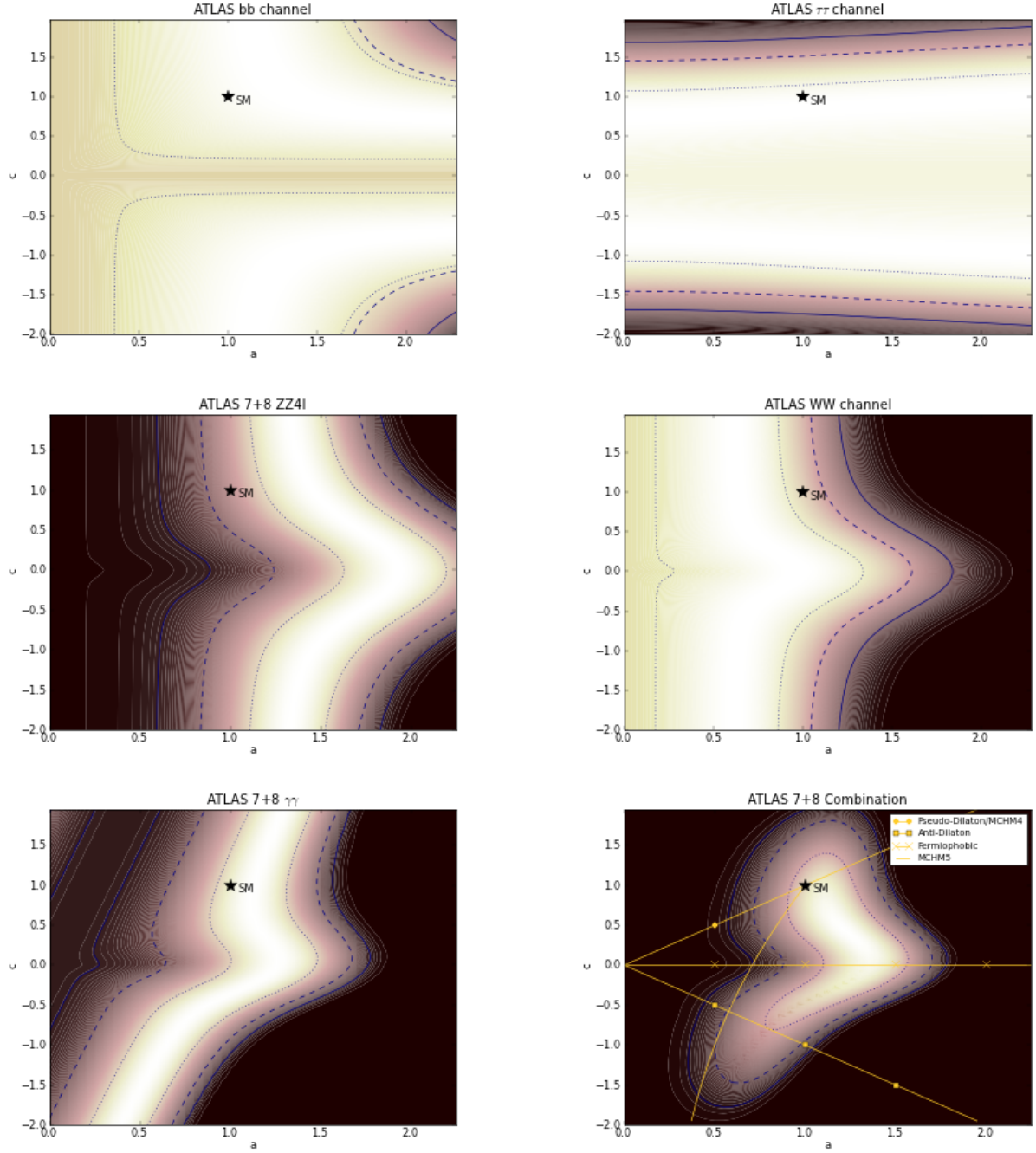


Figure 8: Constraints on the couplings (a, c) of the Higgs candidate h with mass ~ 125 GeV arising from the ATLAS data on (top left) $b\bar{b}$, (top right) $\tau^+\tau^-$, (centre left) ZZ^* , (centre right) WW^* and (bottom left) $\gamma\gamma$ final states. The bottom right panel displays the combination of these ICHEP 2012 ATLAS constraints, together with lines representing the pseudo-dilaton/MCHM₄, anti-dilaton, fermiophobic and MCHM₅ scenarios.

favoured. These correspond to the cases $V \sim v$ in pseudo-dilaton models and $\xi \sim 0$ in the MCHM4 model. However, in pseudo-dilaton models, in particular, there may be additional heavy particles contributing to the loop coefficients b_s, b_{em} in (2) [23], so this observation is model-dependent and further analysis is needed. We also see in Fig. 1 that the $\xi \rightarrow 0$ limit of the MCHM5 model is preferred, while ‘anti-dilaton’ models are slightly disfavoured compared to pseudo-dilaton models, and would prefer $a = -c < 1$: see also the right panel of Fig. 2. Finally, we observe that the fermiphobic and gaugephobic models are strongly disfavoured.

7 Combined Results in the (ϵ, M) Plane

The h particle is clearly very different from any other known ‘fundamental’ particle. The fact that it decays into $\gamma\gamma$ implies that it cannot have spin one, and hence cannot be a gauge boson. It may well have spin zero: this remains to be demonstrated, though this hypothesis has been used in the WW^* and ZZ^* event selections. If it has spin 2, that would make it an even more remarkable discovery. If it does have spin zero, there is no reason why its couplings to different fermion generations (for example) should be universal, and the Higgs hypothesis suggests that its couplings to other particles should be proportional to their masses.

We now discuss the light on the nature of the h particle that is cast by Figs. 3, 4 and 5. In particular, Fig. 3 suggests that the data are heading straight towards the Higgs ‘bull’s eye’ at the cross-hairs where $M \sim v = 246$ GeV and $\epsilon \sim 0$, corresponding to couplings scaling with masses. As we see in the right panel of Fig. 4, the hypothesis $M = v$ is indeed favoured. The left panel of Fig. 4 tells us that small values of ϵ are also favoured, and the Higgs hypothesis $\epsilon = 0$ is quite compatible with the available data. Our global fit yields

$$\epsilon = -0.05 \pm 0.10, \quad M = 235 \pm 20 \text{ GeV}. \quad (13)$$

At first sight, one might be surprised that it is already possible to obtain such a tight constraint on ϵ . The essential reason is that, because it is so much heavier than all the other fermions, the coupling to the top quark provides a long lever arm, and similarly for the W^\pm and Z because they are also much heavier than the other fermions. As already commented in Section 1, Fig. 5 provides another way of visualizing this observation. The diagonal line in Fig. 5 that represents the mass dependence of the Higgs couplings expected in the Standard Model (6) is completely compatible within errors with the measurements.

We consider Figs. 3, 4 and 5 to be the most remarkable results of our analysis.

8 Overview and Prospects

A new particle has been discovered: how closely does it resemble the Higgs boson of the Standard Model? In this paper we have presented a global analysis of the data from the Tevatron experiments [14] CDF, D0, ATLAS [13] and CMS [12] made available before the ICHEP 2012 conference, making two types of fit. One is in terms of universal coefficients (a, c) that parametrize the deviations of the h couplings to fermions and bosons in a way well adapted to constraining composite Higgs models such as the pseudo-dilaton, MCHM4 and MCHM5 models, as well as the ‘anti-dilaton’, fermiophobic and gaugephobic scenarios. As seen in Figs. 1 and 2, the only models favoured in this fit are pseudo-dilaton and MCHM4 models with parameters close to the Standard Model case. We have also made a fit with h couplings to fermions and bosons scaling as some power $1 + \epsilon$ of the particle masses, with a normalization scale $M \neq v$ in general. As seen in Figs. 3, 4 and 5, this fit favours $\epsilon \sim 0$ and $M \sim v$, as expected for the Standard Model Higgs boson.

As seen in Fig. 9, the overall quality of a fit to the Standard Model Higgs boson is good, and does not depend strongly on m_h . This plot was made by calculating the h production cross-sections and decay branching rates assuming Standard Model couplings, i.e., $a = c = 1$, $\epsilon = 0$, $M = v$, while leaving m_h as a free parameter. Note that information on the shapes of the h signal in, e.g., the high-resolution $\gamma\gamma$ and ZZ^* channels as functions of m_h was not used in this exercise. The value of the global χ^2 function at the minimum, namely 27.5, is lower than the number of degrees of freedom in the fit. Better understanding of the correlations in the data are needed, but the overall quality of the Standard Model Higgs fit is clearly good. We also see that the quality of this fit does not vary significantly over the range [124, 127] GeV, which brackets the central values of m_h found in the high-resolution $\gamma\gamma$ and ZZ^* channels by CMS and ATLAS. Within this range, our other results are insensitive to the value $m_h = 125$ GeV assumed in our global fits.

We anticipate that the LHC experiments will be able to constrain the h couplings significantly further in the coming months, with improved analyses of the channels already studied, analyses of more channels using the data accumulated so far, and the prospect of more data on the way. We expect that these improvements will enable the ranges of parameters in simple two-parameter fits such as those presented here to be reduced to the 10% level [35]. The upcoming data should also make possible more detailed fits incorporating more parameters, leading eventually to individual determinations of the h couplings to different bosons and fermions. In this way, we shall see whether the indication of h couplings depending linearly on other particle masses seen in Figs. 3, 4 and 5 will be confirmed.

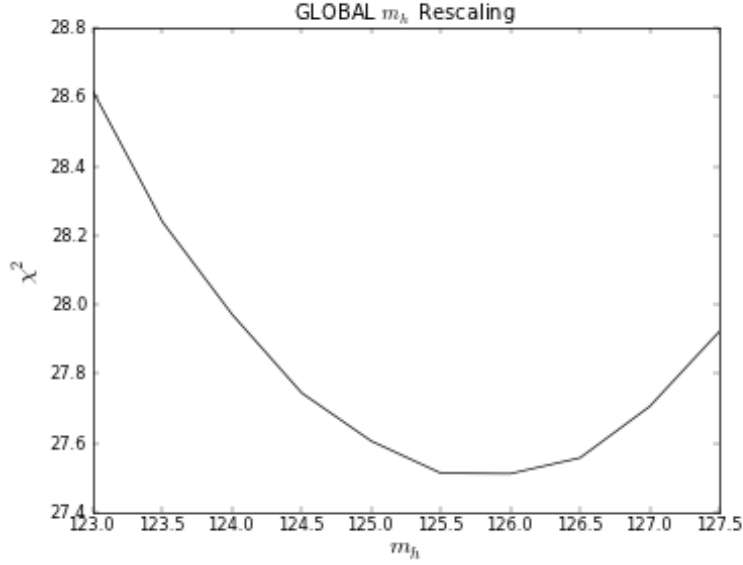


Figure 9: The overall χ^2 of a global fit to the available CDF, D0, ATLAS and CMS data as a function of m_h , obtained by calculating the h production cross-sections and decay branching rates assuming Standard Model couplings, but not including information on the shapes of the h signal in, e.g., the high-resolution $\gamma\gamma$ and ZZ^* channels as functions of m_h .

So far, the h particle does indeed walk and quack very much like a Higgs boson.

Acknowledgements

This work was supported partly by the London Centre for Terauniverse Studies (LCTS), using funding from the European Research Council via the Advanced Investigator Grant 267352.

References

- [1] G. Aad *et al.* [ATLAS Collaboration], Phys. Lett. B **710** (2012) 49 [arXiv:1202.1408 [hep-ex]]; S. Chatrchyan *et al.* [CMS Collaboration], Phys. Lett. B **710** (2012) 26 [arXiv:1202.1488 [hep-ex]].
- [2] CMS Collaboration, Phys. Rev. Lett. **108** (2012) 111804 [arXiv:1202.1997 [hep-ex]]; ATLAS Collaboration, Phys. Lett. B **710** (2012) 383-402 [arXiv:1202.1415 [hep-ex]].
- [3] CMS Collaboration, <http://cdsweb.cern.ch/record/1406353/files/HIG-11-029-pas.pdf> [arXiv:1202.4083 [hep-ex]];

- ATLAS Collaboration, <http://cdsweb.cern.ch/record/1429664/files/ATLAS-CONF-2012-015.pdf>.
- [4] CMS Collaboration, <http://cdsweb.cern.ch/record/1429931/files/HIG-12-001-pas.pdf>.
- [5] ATLAS Collaboration, Phys. Rev. Lett. **108** (2012) 111803 [arXiv:1202.1414 [hep-ex]].
- [6] ATLAS Collaboration, <http://cdsweb.cern.ch/record/1429660/files/ATLAS-CONF-2012-012.pdf>.
- [7] CMS Collaboration, Phys. Lett. B **710** (2012) 91-113 [arXiv:1202.1489 [hep-ex]].
- [8] CMS Collaboration, arXiv:1202.4083 [hep-ex];
ATLAS Collaboration, <http://cdsweb.cern.ch/record/1429662/files/ATLAS-CONF-2012-014.pdf>.
- [9] CMS Collaboration, <http://cdsweb.cern.ch/record/1429929/files/HIG-12-007-pas.pdf>.
- [10] CMS Collaboration, <http://cdsweb.cern.ch/record/1429927/files/HIG-11-034-pas.pdf>; <http://cdsweb.cern.ch/record/1429930/files/HIG-12-006-pas.pdf>.
- [11] CMS Collaboration, Phys. Lett. B **710** (2012) 403-425 [arXiv:1202.1487 [hep-ex]].
- [12] J. Incandela, talk on behalf of the CMS Collaboration at CERN, 4th July, 2012, <https://cms-docdb.cern.ch/cgi-bin/PublicDocDB/ShowDocument?docid=6125>.
- [13] F. Gianotti, talk on behalf of the ATLAS Collaboration at CERN, 4th July, 2012, <https://cms-docdb.cern.ch/cgi-bin/PublicDocDB/ShowDocument?docid=6126>.
- [14] TEVNPH Working Group, for the CDF and D0 Collaborations arXiv:1207.0449 [hep-ex].
- [15] F. Englert and R. Brout, Phys. Rev. Lett. **13** (1964) 321; P. W. Higgs, Phys. Rev. Lett. **13** (1964) 508; P. W. Higgs, Phys. Lett. **12** (1964) 132; G. S. Guralnik, C. R. Hagen and T. W. B. Kibble, Phys. Rev. Lett. **13** (1964) 585; P. W. Higgs, Phys. Rev. **145** (1966) 1156-1163; T. W. B. Kibble, Phys. Rev. **155** (1967) 1554-1561.

- [16] See, for example, J. Ellis and D.S. Hwang, arXiv:1202.6660 [hep-ph] and references therein.
- [17] J.R. Espinosa, C. Grojean, M. Muhlleitner and M. Trott, arXiv:1202.3697 [hep-ph]; P. P. Giardino, K. Kannike, M. Raidal and A. Strumia, arXiv:1203.4254 [hep-ph]; T. Li, X. Wan, Y. Wang and S. Zhu, arXiv:1203.5083 [hep-ph]; M. Rauch, arXiv:1203.6826 [hep-ph]; J.R. Espinosa, M. Muhlleitner, C. Grojean and M. Trott, arXiv:1205.6790 [hep-ph].
- [18] For papers subsequent to the h discovery that are similar in spirit to ours, see, e.g., I. Low, J. Lykken and G. Shaughnessy, arXiv:1207.1093 [hep-ph]. T. Corbett, O. J. P. Eboli, J. Gonzalez-Fraile and M.C. Gonzalez-Garcia, arXiv:1207.1344 [hep-ph]; P.P. Giardino, K. Kannike, M. Raidal and A. Strumia, arXiv:1207.1347 [hep-ph]; for a selection of other post-discovery papers in other theoretical contexts, see, e.g., A. Albaid and K. S. Babu, arXiv:1207.1014 [hep-ph]; T. Li, J. A. Maxin, D. V. Nanopoulos and J. W. Walker, arXiv:1207.1051 [hep-ph]; R. Benbrik, M. G. Bock, S. Heinemeyer, O. Stal, G. Weiglein and L. Zeune, arXiv:1207.1096 [hep-ph]; H. S. Cheon and S. K. Kang, arXiv:1207.1083 [hep-ph]; A. Arbey, M. Battaglia, A. Djouadi and F. Mahmoudi, arXiv:1207.1348 [hep-ph].
- [19] G. F. Giudice, C. Grojean, A. Pomarol and R. Rattazzi, JHEP **0706** (2007) 045 [hep-ph/0703164]; R. Contino, C. Grojean, M. Moretti, F. Piccinini and R. Rattazzi, JHEP **1005** (2010) 089 [arXiv:1002.1011 [hep-ph]]; R. Contino, arXiv:1005.4269 [hep-ph]; R. Grober and M. Muhlleitner, JHEP **1106** (2011) 020 [arXiv:1012.1562 [hep-ph]].
- [20] M. Farina, C. Grojean, E. Salvioni, arXiv:1205.0011 [hep-ph].
- [21] J. Ellis and T. You, JHEP **1206** (2012) 140, [arXiv:1204.0464 [hep-ph]].
- [22] W. D. Goldberger, B. Grinstein and W. Skiba, Phys. Rev. Lett. **100** (2008) 111802 [arXiv:0708.1463 [hep-ph]]; J. Fan, W. D. Goldberger, A. Ross and W. Skiba, Phys. Rev. D **79** (2009) 035017 [arXiv:0803.2040 [hep-ph]]; L. Vecchi, Phys. Rev. D **82** (2010) 076009; B. Grinstein and P. Uttayarat, JHEP **1107** (2011) 038 [arXiv:1105.2370 [hep-ph]]; V. Barger, M. Ishida and W. Keung, arXiv:1111.2580 [hep-ph]; B. Coleppa, T. Gregoire and H. E. Logan, arXiv:1111.3276 [hep-ph]; B. A. Campbell, J. Ellis and K. A. Olive, arXiv:1111.4495 [hep-ph].
- [23] See also: K. Yamawaki, M. Bando and K. -i. Matumoto, Phys. Rev. Lett. **56**, 1335 (1986); M. Bando, K. -i. Matumoto and K. Yamawaki, Phys. Lett. B **178**,

- 308 (1986); D. D. Dietrich, F. Sannino and K. Tuominen, Phys. Rev. D **72** (2005) 055001 [arXiv:hep-ph/0505059]; K. Yamawaki, Int. J. Mod. Phys. A **25**, 5128 (2010) [arXiv:1008.1834 [hep-ph]]; M. Hashimoto and K. Yamawaki, Phys. Rev. D **83**, 015008 (2011) [arXiv:1009.5482 [hep-ph]]; T. Appelquist and Y. Bai, Phys. Rev. D **82** (2010) 071701. [arXiv:1105.2370 [hep-ph]]; A. Delgado, K. Lane and A. Martin, Phys. Lett. B **696** (2011) 482 [arXiv:1011.0745 [hep-ph]]; O. Antipin, M. Mojaza and F. Sannino, arXiv:1107.2932 [hep-ph]. S. Matsuzaki and K. Yamawaki, arXiv:1109.5448 [hep-ph];
- [24] D. B. Kaplan and H. Georgi, Phys. Lett. B **136** (1984) 183; D. B. Kaplan, H. Georgi and S. Dimopoulos, Phys. Lett. B **136** (1984) 187.
- [25] See, for example: C. Csaki, J. Hubisz and S. J. Lee, Phys. Rev. D **76** (2007) 125015 [arXiv:0705.3844 [hep-ph]]; H. de Sandes and R. Rosenfeld, arXiv:1111.2006 [hep-ph]; K. Cheung and T. -C. Yuan, arXiv:1112.4146 [hep-ph].
- [26] For a recent analysis, see: E. Gabrielli, B. Mele and M. Raidal, arXiv:1202.1796 [hep-ph].
- [27] See, for example: G. Cacciapaglia, C. Csaki, G. Marandella and J. Terning, JHEP **0702** (2007) 036 [hep-ph/0611358].
- [28] S. Weinberg, Phys. Rev. **166** (1968) 1568; S. R. Coleman, J. Wess and B. Zumino, Phys. Rev. **177** (1969) 2239; C. G. . Callan, S. R. Coleman, J. Wess and B. Zumino, Phys. Rev. **177** (1969) 2247.
- [29] A. Salam and J. A. Strathdee, Phys. Rev. **184** (1969) 1760; J. R. Ellis, Nucl. Phys. B **22** (1970) 478; T. Appelquist and C. W. Bernard, Phys. Rev. D **22** (1980) 200.
- [30] J. R. Ellis, M. K. Gaillard and D. V. Nanopoulos, Nucl. Phys. B **106** (1976) 292.
- [31] R. J. Crewther, Phys. Rev. Lett. **28** (1972) 1421; M. S. Chanowitz and J. R. Ellis, Phys. Lett. B **40** (1972) 397 and Phys. Rev. D **7** (1973) 2490.
- [32] K. Agashe, R. Contino and A. Pomarol, Nucl. Phys. B **719** (2005) 165 [arXiv:hep-ph/0412089]; K. Agashe and R. Contino, Nucl. Phys. B **742** (2006) 59-85 [arXiv:hep-ph/0510164]; R. Barbieri, B. Bellazzini, V. S. Rychkov and A. Varagnolo, Phys. Rev. D **76** (2007) 115008 [arXiv:0706.0432 [hep-ph]]; C. Anastasiou, E. Furlan and J. Santiago, Phys. Rev. D **79** (2009) 075003 [arXiv:0901.2117 [hep-ph]]; O. Matsedonskyi, G. Panico and A. Wulzer, arXiv:1204.6333 [hep-ph]; A. Pomarol and F. Riva, [arXiv:1205.6434

- [hep-ph]]; D. Marzocca, M. Serone and J. Shu, arXiv:1205.0770 [hep-ph]; M. Redi and A. Tesi, arXiv:1205.0232 [hep-ph].
- [33] A. Azatov, R. Contino and J. Galloway, arXiv:1202.3415 [hep-ph].
- [34] S. Kraml et al, arXiv:1203.2489 [hep-ph].
- [35] D. Carmi, A. Falkowski, E. Kuflik and T. Volanski, arXiv:1202.3144 [hep-ph]; M. Duhrssen, S. Heinemeyer, H. Logan, D. Rainwater, G. Weiglein and D. Zeppenfeld, Phys. Rev. D **70** (2004) 113009 [arXiv:0406323 [hep-ph]]; R. Lafaye, T. Plehn, M. Rauch, D. Zerwas and M. Duhrssen, JHEP **0908** (2009) 009 [arXiv:0904.3866 [hep-ph]]; M. Klute, R. Lafaye, T. Plehn, M. Rauch and D. Zerwas, arXiv:1205.2699 [hep-ph]; A. Azatov, R. Contino, D. Del Re, J. Galloway, M. Grassi and S. Rahatlou, arXiv:1204.4817 [hep-ph].