

Estimations of the cosmological parameters from the observational variation of the fine structure constant

Zhong-Xu Zhai^{1,2} Xian-Ming Liu^{3,2} Zhi-Song Zhang⁴ Tong-Jie Zhang^{1,5}

¹ Department of Astronomy, Beijing Normal University, Beijing, 100875, China ; tjzhang@bnu.edu.cn

² Department of Physics, Institute of Theoretical Physics, Beijing Normal University, Beijing, 100875, China

³ Department of Physics, Hubei University for Nationalities, Enshi Hubei, 445000, China

⁴ Department of Aerospace Engineering, School of Astronautics, Harbin Institute of Technology (HIT), Harbin Heilongjiang, 150001, China

⁵ Center for High Energy Physics, Peking University, Beijing, 100871, China

Received XXXX; accepted XXXX

Abstract We present the constraints on the Quintessence scalar field model from the observational data of the variation of the fine structure constant obtained from Keck and VLT telescopes. Within the theoretical frame proposed by (Bekenstein (1982)), the constraints on the parameters of the Quintessence scalar field model are obtained. By the consideration of the prior of Ω_{m0} as WMAP 7 suggests (Komastu et al. (2011)), we obtain various results of the different samples. Based on these results, we also calculate the probability density function of the coupling constant ζ . The best-fit values show a consistent relationship between ζ and the different experimental results. In our work, we test two different potential models, namely, the inverse power law potential and the exponential potential. The results show that both the large value of the parameters in the potential and the strong coupling can cause the variation of fine structure constant.

Key words: quasars: general — scalar field — cosmological constraint

1 INTRODUCTION

Fundamental constants play important roles in physics and its mathematical laws. By the information they contain, one can describe the phenomena of nature and obtain a better understanding of the real world (Uzan (2003)). However, one may suspect whether the constants are real "constants", i.e. do the constants vary with time or space? This question was probably first asked by Dirac with his famous "Large Numbers Hypothesis"(LNH) (Dirac (1937, 1938)). Thereafter, several works have been done to investigate the under-

cise values. We refer the readers to the reviews Ref. (Barrow (2005, 2009); Chiba (2011); Damour (2009); Flambaum (2008); Garcia-Berro et al. (2007); Karshenboim (2006); Uzan (2003)) for more comprehensive discussions.

In order to unify the fundamental interactions theoretically, different theories are proposed including string derived field theories, brane-world theories, Kaluza-Klein theories which are based on the introduction of the extra dimensions. Among the constants, the fine structure constant α which measures the strength of the electromagnetic interaction attracts a lot of attention. In 1982, Bekenstein proposed a different theoretical framework to study α variability where a linear coupling between a scalar field and the electromagnetic field was introduced (Bekenstein (1982)). This theory satisfies the general conditions: covariance, gauge invariance, causality, and time-reversal invariance of electromagnetism. Later on, this proposal was generalized and improved by Sandvik, Barrow and Magueijo (2002). So far we have several different theories which can describe the time evolution of the gauge coupling constants. However, whether the theoretical predictions can provide consistent results with the experimental ones should be asked. In this paper, we limit ourselves to study the Bekenstein model and the time-evolving behavior of the fine structure constant. The experiments which imply a time-related α include the observation of the Oklo natural nuclear reactor (Damour and Dyson (1996); Olive et al. (2002)), Big Bang Nucleosynthesis (BBN) (Avelino et al. (2001); Martins et al. (2004); Nollett and Lopez (2002)), Cosmic Microwave Background (CMB) measurements (Avelino et al. (2001); Martins et al. (2004); Landau and Scóccola (2010); Menegoni et al. (2009); Nakashima, Nagata and Yokoyama (2008)), absorption spectra of distant Quasars (QSOs) (Chand et al. (2004); Murphy et al. (2001a, 2001b, 2001c, 2003, 2004); Srianand et al. (2004); Webb et al. (1999, 2001, 2003)), and so on. These observations give different measurements of α at different cosmological evolution periods. Among these observations, QSO absorption lines provide a powerful probe of the variation of α and a large data sample. The methods studying this observation results include the *alkali doublet method* (AD), the *many-multiplet method* (MM), the *revised many-multiplet method* (RMM), and the *Single ion differential alpha measurement method* (SIDAM) (Uzan (2003)). Because the observation by MM gives the widest range of redshift ($0.22 < z < 4.2$) (Murphy et al. (2001a, 2001b, 2001c, 2003, 2004); Landau and Simeone (2008)), it may contain more information of the cosmological evolution than the others. Thus we will mainly focus on these measurement in the present work. More details about the observational data will be presented in Sec.3

On the other hand, since its discovery more than ten years ago, the cosmic accelerated expansion has been demonstrated by the observations of type Ia supernovae and this phenomena is accepted widely (Eisenstein et al. (2005); Hicken et al. (2009); Komastu et al. (2011); Percival et al. (2010); Riess et al. (1998); Spergel et al. (2007)). In order to explain this amazing discovery, a great variety of attempts have been done including the introduction of dark energy and the modified gravity theories (Tsujikawa (2010)). Among these proposals, the scalar field as a dynamical dark energy model was studied widely and deeply (Chen and Ratra (2011); Li et al. (2011); Samushia (2009)). Therefore, the cosmological variation of α induced by coupling with the Quintessence, which is a typical scalar field dark energy, is worth studying in order to find if the QSO observations contain the information of the cosmic accelerated expansion. In other

Type Ia Supernovae (SNe Ia), CMB, Baryon acoustic oscillation (BAO), Observational Hubble parameter Data (OHD) (Ma and Zhang (2011); Moresco et al (2012); Zhang et al (2010)) and so forth, should be tested. Moreover, if the observation of QSO absorption lines provides consistent results with the ones listed above, can it be thought as an indirect proof of the existence of the scalar field (Quintessence)? This will be a very interesting question. In addition, we should notice that there is some difference between the QSO observations in Ref. Murphy et al. (2001a, 2001b, 2001c, 2003, 2004); Webb et al. (1999, 2001, 2003) and Ref. Chand et al. (2004); Srianand et al. (2004). The results analyzed by these two MM methods show an inconsistency of the time evolution of α . Thus what information of cosmological evolution these data contained respectively should be studied.

Following this direction, we constrain the cosmological parameters of the Quintessence dark energy model with the variational α data from the observation of the QSO absorption lines. One should note that there are several freedoms in choosing the form of the scalar field potential which plays an important role in the scalar field evolution. In our paper, we firstly focus on the inverse power-law potential $V(\phi) \propto \phi^{-n}$, where n is a nonnegative constant (Peebles and Ratra (1988); Ratra and Peebles (1988)). This assumption has several advantages such as it can reduce to the standard Λ CDM case when $n = 0$ and contain the solutions which can alleviate the fine-tuning problem (Watson and Scherrer (2004)). Recent researches of the mass scale of the inverse power law potential show that the field value at present is of order the Planck mass ($\phi_0 \sim M_P$) (Tsujikawa (2010); Steinhardt et al (1999); Zlatev et al (1999)). For comparison, we also consider another potential model $V(\phi) \propto e^{-\lambda\phi}$, where λ is a positive constant (Ratra and Peebles (1988)). This model was first motivated by the anomaly of the dilatation symmetry in the particle physics and has the tracker solution at the late time (Wetterich (1988); Doran and Wetterich (2002)). In this paper we just consider a spatially-flat Quintessence model.

Many previous works that constrain the parameters of the Quintessence dark energy model show that the universe is composed by about 30% nonrelativistic matter while the dark energy contributes nearly 70%. And the parameter n (of the inverse power law potential) and λ (of the exponential potential) which affects the evolution behavior of the scalar field directly both favor small values (Samushia (2009); Bozek et al (2008); Wang et al (2011)). So we should ask to what extent are the constraints from QSO observations consistent with these results. The possibility of studying the fine structure constant under the dark energy models has been proposed from various aspects, including the reconstruction of the dark energy equation of state (Avelino et al. (2006); Nunes and Lidsey (2004); Parkinson et al (2004)) or combined with other cosmological observations (Amendola et al (2011)). In this paper we will discuss the possibility of constraining the quintessence dark energy model with the direct measurements of the variation of fine structure constant.

Our paper is organized as follows. In Sec.2, we will present the basic formulas of the Quintessence- α model. The data used and the corresponding constraints are shown in Sec.3. The conclusion is presented in

2 QUINTESSENCE AND THE ELECTROMAGNETIC COUPLINGS

We consider a spatially-flat FRW cosmology where the metric can be written as

$$ds^2 = -dt^2 + a(t)^2(dr^2 + r^2 d\theta^2 + r^2 \sin^2 \theta d\varphi^2), \quad (1)$$

where a is the scale factor. Under this geometrical background, the evolution of the Quintessence scalar field ϕ is determined by the Friedmann equation and the Klein-Gordon equation

$$H^2 = \left(\frac{\dot{a}}{a}\right)^2 = \frac{8\pi}{3M_p^2} \sum \rho_i, \quad (2)$$

$$\ddot{\phi} + 3H\dot{\phi} + \frac{dV}{d\phi} = 0, \quad (3)$$

where M_p is the Planck mass, the overdot is the derivative with respect to the cosmic time t , ρ stands for the density and $i = m, \phi$ runs over the matter (including dark matter) and scalar components. The relevant equations of state are $\omega_m = 0$ for matter and $\omega_\phi = p_\phi/\rho_\phi$ for scalar field where

$$p_\phi = \frac{\dot{\phi}^2}{2} - V(\phi), \quad \rho_\phi = \frac{\dot{\phi}^2}{2} + V(\phi). \quad (4)$$

In our calculation, the function form of the potential are

$$\begin{aligned} \text{Model I} \quad & V(\phi) = \kappa M_p^2 \phi^{-n}, \\ \text{Model III} \quad & V(\phi) = V_0 e^{-\lambda\phi}, \end{aligned} \quad (5)$$

where κ, V_0 are non-negative constants, n and λ are the parameter will be constrained by the data. These kinds of scalar field model was first studied by Peebles and Ratra in 1988 and further explored especially in explaining the dark energy problem (Chen and Ratra (2011); Samushia (2009); Russo (2004); Binetruy (2000, 1999); Ferreira and Joyce (1998))(and references therein). By the definitions of the dimensionless parameters

$$\Omega_m = \frac{8\pi\rho_m}{3M_p^2 H^2} = \frac{\rho_m}{\rho_m + \rho_\phi}, \quad \Omega_\phi = \frac{8\pi\rho_\phi}{3M_p^2 H^2} = \frac{\rho_\phi}{\rho_m + \rho_\phi}, \quad (6)$$

the Friedmann Equation Eq.(2) can be rewritten in a simple form

$$\Omega_m + \Omega_\phi = 1. \quad (7)$$

So far our model is determined by only two parameters (Ω_{m0}, n) for Model I and (Ω_{m0}, λ) for Model II, where the subscript 0 stands for the present value. This parameter set is the key point that will be constrained by the observational data.

Considering an interaction between a Quintessence field ϕ and an electromagnetic field $F_{\mu\nu}$, we can write its Lagrangian density as

$$\mathcal{L}_F(\phi) = -\frac{1}{4} B_F(\phi) F_{\mu\nu} F^{\mu\nu}, \quad (8)$$

where $B_F(\phi)$ is the function that describes the coupling behavior. One should note that the addition of this interaction term does not affect the evolution of the quintessence scalar field. This is due to the fact that the statistical average of $F_{\mu\nu} F^{\mu\nu}$ over a current state of the universe is zero (Copeland et al. (2004); Marra and Rosati (2005)). Thus Eq.(3) is still applicable. The Lagrangian form Eq.(8) allows us to define a new "effective" fine structure constant

$$\alpha(\phi) = \frac{\alpha_0}{B_F(\phi)} \quad (9)$$

where α_0 is the current value. By the use of this equation we can obtain a relative variation of α

$$\frac{\Delta\alpha}{\alpha} = \frac{\alpha(\phi) - \alpha_0}{\alpha_0} = \frac{1 - B_F(\phi)}{B_F(\phi)}. \quad (10)$$

Apparently, the evolution of α is directly affected by ϕ and the functional form $B_F(\phi)$. From the theoretical view, there are many choices in defining B_F which leads to different α behaviors. The authors of Ref. (Marra and Rosati (2005)) give a detailed discussion about $B_F(\phi)$ which contains many different cases. In our paper, we will consider the simplest case which is a linear form and corresponds to the original Bekenstein proposal (Bekenstein (1982)),

$$B_F(\phi) = 1 - \zeta(\phi - \phi_0), \quad (11)$$

where the constant ζ describes the strength of the coupling between the scalar field and the electromagnetic field. We will see that the parameter sets (Ω_{m0}, n, ζ) and $(\Omega_{m0}, \lambda, \zeta)$ completely describe the evolution behavior of the Quintessence- α Model I and Model II respectively.

3 THE OBSERVATIONAL QSO DATA AND CONSTRAINTS

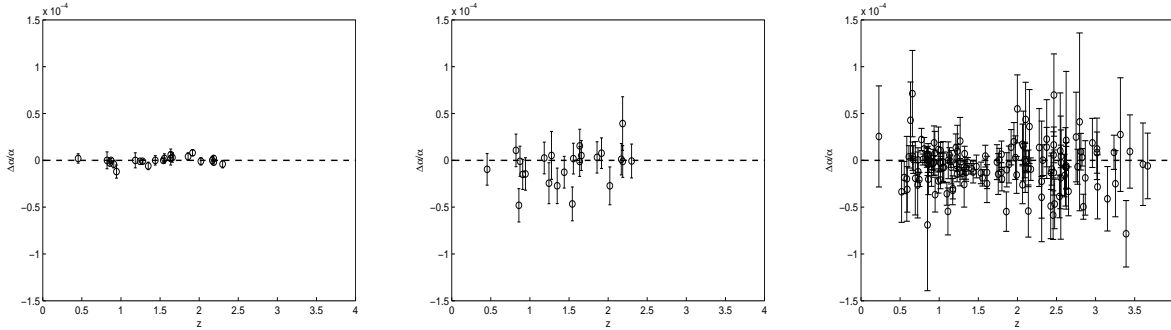


Fig.1 The direct measurements of $\Delta\alpha/\alpha$ with respect to the redshift z : VCS23(left); VMW23(middle); KMW128(right). The dashed curve is the horizontal line indicating no variation.

3.1 the observational QSO data

The MM method as a generalization of the AD method was first proposed in Ref. Dzuba et al. (1999). It was first applied in Ref. (Webb et al. (1999, 2001, 2003)) to analyze the distant QSO absorption lines observed by Keck which is located in Hawaii. Their result shows a variation of α in the redshift range of $0.6 < z < 1.6$. Later on, more QSO systems were observed and the data sample was enlarged. The updated results which are based on a statistical analysis including 143 absorption systems show that $\Delta\alpha/\alpha = (-0.57 \pm 0.11) \times 10^{-5}$ in the redshift range of $0.2 < z < 4.2$ (Murphy et al. (2001a, 2001b, 2001c, 2003, 2004)). We will use this data sample to test the Quintessence- α model. For convenience, we use "KWM143" as an abbreviation for this sample. Although there are some differences in analyzing the low- z and high- z absorption systems, we will combine the total 143 data to do the calculation and neglect the tiny

On the other hand, a further independent statistical study was completed in Ref. [Chand et al. \(2004\)](#); [Srianand et al. \(2004\)](#) based on the observations of VLT. Their calculation favors a different result of $\Delta\alpha/\alpha = (-0.06 \pm 0.06) \times 10^{-5}$ which shows a nearly unchanged α in the redshift range of $0.4 < z < 2.3$. However, this analysis was challenged by [Murphy et al. \(2007, 2008\)](#) who used the same reduced data and got a result of $\Delta\alpha/\alpha = (-0.44 \pm 0.16) \times 10^{-5}$ in the same redshift range. However this result is not reliable because of its larger value of the reduced χ^2 in Ref. [Murphy et al. \(2007, 2008\)](#). Therefore it is necessary to consider the additional scatter and the systematic error which derive the most conservative weighted mean result becomes $\Delta\alpha/\alpha = (-0.64 \pm 0.36) \times 10^{-5}$. This result also prefers a non-zero variation of the fine structure constant. Since then, this contradictory results were discussed several times by different research groups and the principles behind the observations were explored from many different aspects ([King et al \(2012\)](#); [Barrow and Li \(2008\)](#); [Bento and Felipe \(2009\)](#); [Bisabr \(2010\)](#); [Calabrese et al. \(2011\)](#); [Fujii \(2009\)](#); [Gutiérrez and López-Corredoira \(2010\)](#); [Lee, Olive and Pospelov \(2004\)](#); [Mosquera et al. \(2008\)](#); [Tedesco \(2011\)](#); [Toms \(2008\)](#); [Avelino et al \(2011\)](#); [Farajollahi and Salehi \(2012\)](#); [Martinelli et al \(2012\)](#); [Thompson \(2012\)](#)). Recently, an intensive debate in literature was proposed by [Berengut \(2011\)](#); [Bernegut \(2012\)](#); [Webb et al. \(2011\)](#). They propose that the observed spatial variation of α is really not an artificial effect, resulting from the fact that Keck and VLT are located at different hemispheres. Therefore perhaps it is worth noticing to study the possibility of the spatial variation of α in the quintessence model, but the new physics may be taken into account. And these will be the future focus of our researches. In the present calculation, we will use these two different data samples independently and constrain the Quintessence- α model respectively. One of our goals is to explore the reasons that cause the above two different results, i.e. aiming at finding out whether the coupling strength or the cosmological evolution of quintessence leads to the discrepancy between them. In the following, we use "VCS23" and "VWM23" as abbreviations for these two samples. In [FIG.1](#), we plot the direct measurements of $\Delta\alpha/\alpha$ of these three data samples listed above.

From [Eq.\(10\)](#) and [\(11\)](#), we can see that the value of ζ effects the evolution of $\Delta\alpha/\alpha$ directly. From the tests of the equivalence principle the coupling is constrained to be $|\zeta| < 10^{-3}$ ([Copeland et al. \(2006\)](#); [Olive and Pospelov \(2002\)](#)). Furthermore, [Copeland et al. \(2004\)](#) used a simple estimation to obtain an approximate value of $\zeta \approx 10^{-5}$ which is under the assumption of inverse power law potential and the QSO observations. In our paper, we consider ζ as a free parameter to be constrained by the data and compare the results with the previous works such as the Equivalence Principle test ([Avelino et al. \(2004,2006\)](#); [Damour \(2003\)](#); [Will \(2001\)](#)) which shows that $|\zeta| < 5 \times 10^{-4}$.

3.2 Constraints with a prior of Ω_{m0}

In order to get the best-fit results of the parameters of the Quintessence- α model, we apply the χ^2 statistics to the observational QSO data

$$\chi^2(z; \Omega_{m0}, n; \zeta) = \sum_i \left(\frac{(\Delta\alpha/\alpha)_{th,i} - (\Delta\alpha/\alpha)_{obs,i}}{\sigma_i} \right)^2, \quad (12)$$

where the subscripts "th" and "obs" stand for the theoretically predicted value and observed ones respectively. In order to obtain the purely results, we do not take into account other experimental bounds as mentioned in [Sec.1](#) of our χ^2 calculation, but the comparisons of the single QSO constraints with other

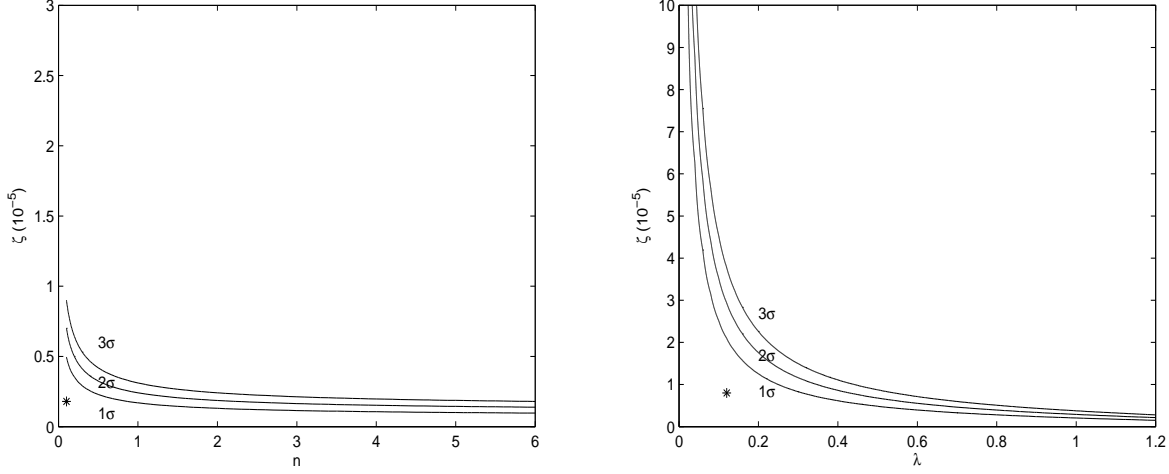


Fig.2 *Left(Model I)*: The confident regions of (n, ζ) obtained from VCS23 with a prior of $\Omega_{m0} = 0.275 \pm 0.016$. The best-fit results which is indicated by the star are $(n, \zeta) = (0.1, 0.18 \times 10^{-5})$ with $\chi_{min}^2 = 27.7919$. *Right(Model II)*: The confident regions of (λ, ζ) obtained from VCS23 with a prior of Ω_m . The best-fit results which is indicated by the star are $(\lambda, \zeta) = (0.12, 0.80 \times 10^{-5})$ with $\chi_{min}^2 = 27.6141$.

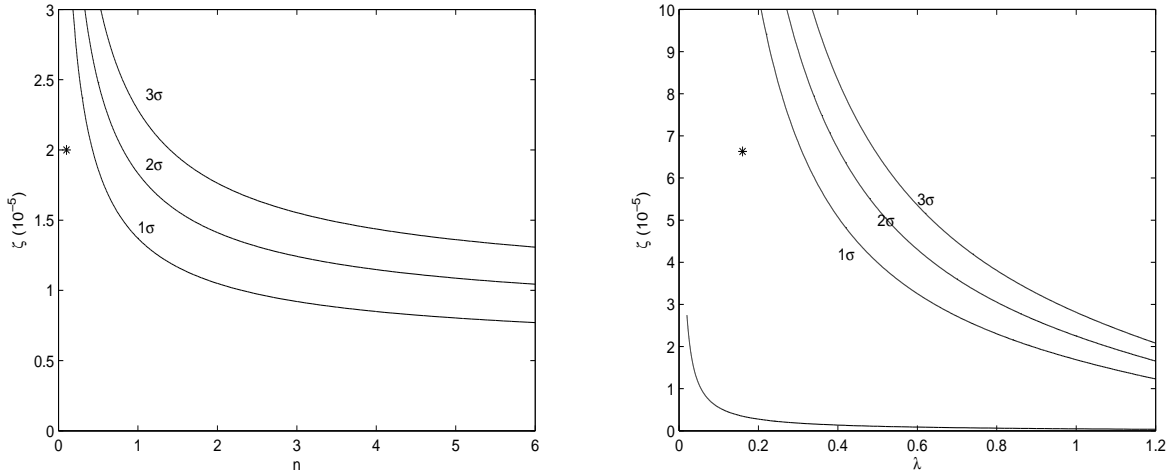


Fig.3 *Left(Model I)*: The confident regions of (n, ζ) obtained from VWM23 with a prior of $\Omega_{m0} = 0.275 \pm 0.016$. The best-fit results which is indicated by the star are $(n, \zeta) = (0.1, 2.0 \times 10^{-5})$ with $\chi_{min}^2 = 29.2648$. *Right(Model II)*: The confident regions of (λ, ζ) obtained from VWM23 with a prior of Ω_m . The best-fit results which is indicated by the star are $(\lambda, \zeta) = (0.16, 6.63 \times 10^{-5})$ with $\chi_{min}^2 = 28.8861$.

unnecessary distractions arising from the intrinsic complexity of this scalar field model, it is convenient to set reasonable priors on some of the parameters.

As mentioned in the previous sections, one important discovery of the cosmology is the present accelerated expansion. This discovery indicates that the universe contains the so-called "dark energy" component

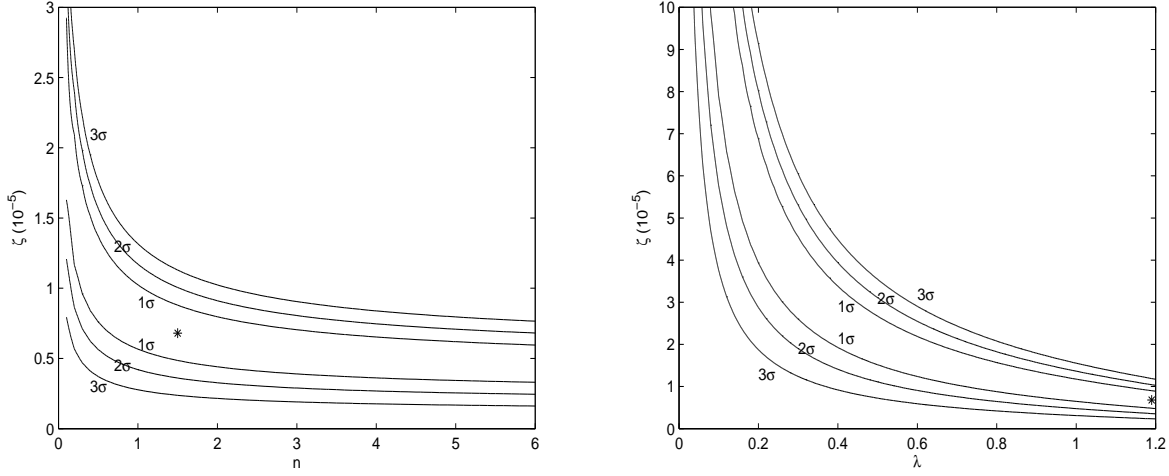


Fig. 4 *Left(Model I)*: The confident regions of (n, ζ) obtained from KWM143 with a prior of $\Omega_{m0} = 0.275 \pm 0.016$. The best-fit results which is indicated by the star are $(n, \zeta) = (1.5, 0.68 \times 10^{-5})$ with $\chi_{min}^2 = 149.5672$. *Right(Model II)*: The confident regions of (λ, ζ) obtained from KWM123 with a prior of Ω_m . The best-fit results which is indicated by the star are $(\lambda, \zeta) = (1.2, 0.68 \times 10^{-5})$ with $\chi_{min}^2 = 149.9395$.

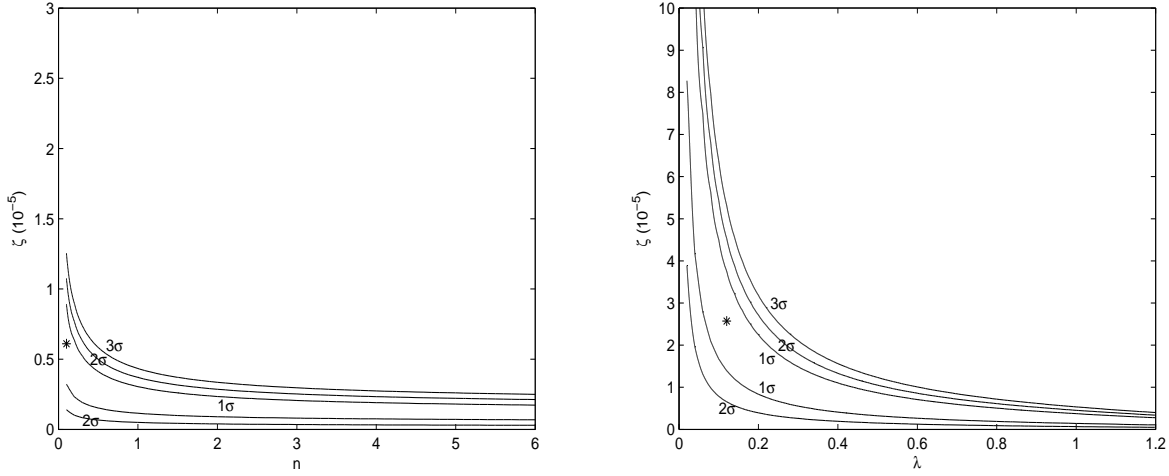


Fig. 5 *Left(Model I)*: The confident regions of (n, ζ) obtained from KWM143+KWM23+VCS23 with a prior of $\Omega_{m0} = 0.275 \pm 0.016$. The best-fit results which is indicated by the star are $(n, \zeta) = (0.1, 0.61 \times 10^{-5})$ with $\chi_{min}^2 = 226.8156$. *Right(Model II)*: The confident regions of (λ, ζ) obtained from KWM143+KWM23+VCS23 with a prior of Ω_m . The best-fit results which is indicated by the star are $(\lambda, \zeta) = (0.12, 2.57 \times 10^{-5})$ with $\chi_{min}^2 = 226.0966$.

relative smaller proportion. Therefore, we adopt a Gaussian distribution of $\Omega_{m0} = 0.275 \pm 0.016$ as WMAP 7 suggests (Komastu et al. (2011)) to be a prior to constrain the quintessence- α model. Thus the parameters

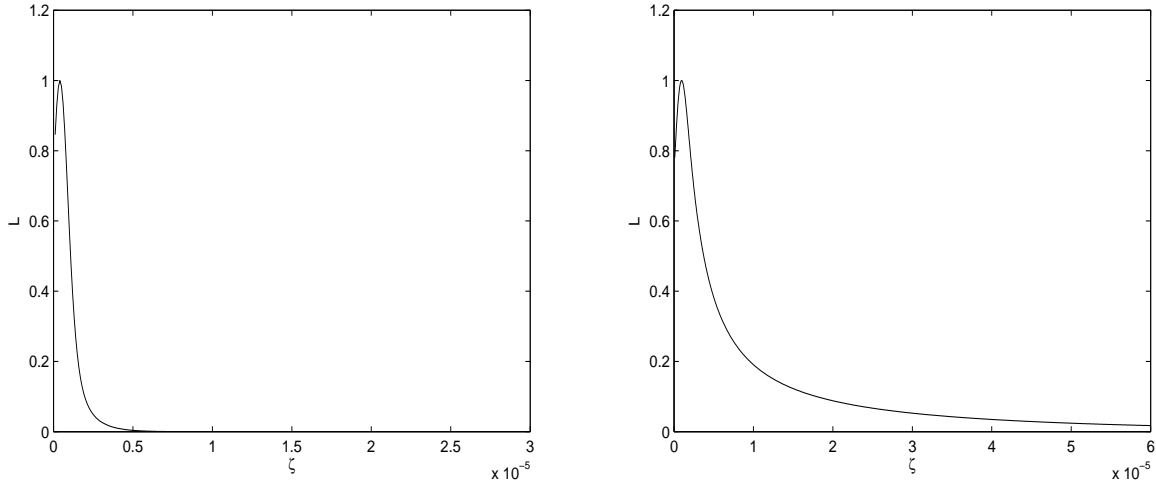


Fig. 6 *Left(Model I)*: The PDF of ζ obtained from VCS23. The most probable point is located at $\zeta = 0.04 \times 10^{-5}$. *Right(Model II)*: The PDF of ζ obtained from VCS23. The most probable point is located at $\zeta = 0.10 \times 10^{-5}$.

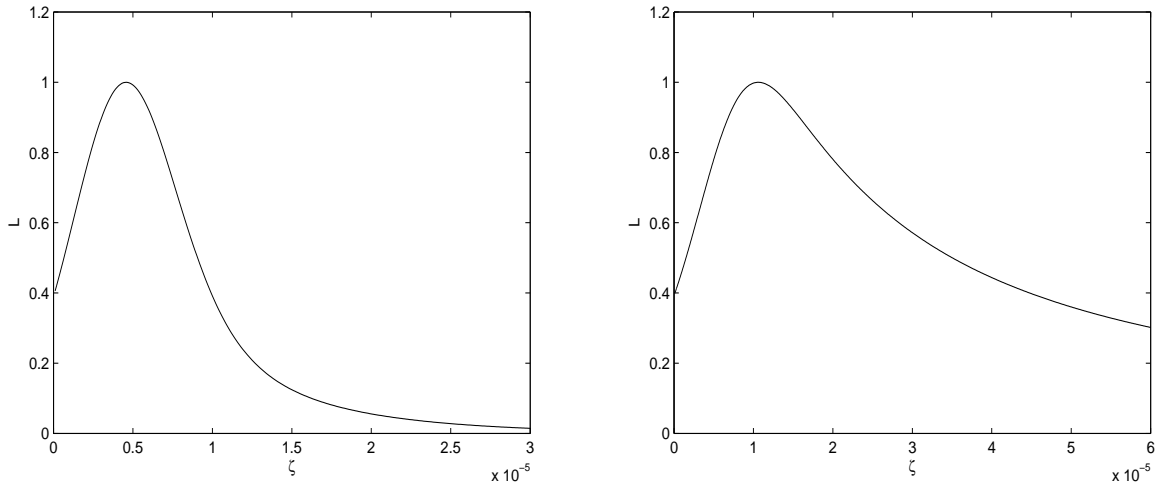


Fig. 7 *Left(Model I)*: The PDF of ζ obtained from VWM23. The most probable point is located at $\zeta = 0.46 \times 10^{-5}$. *Right(Model II)*: The PDF of ζ obtained from VWM23. The most probable point is located at $\zeta = 1.06 \times 10^{-5}$.

Our constraints results are shown in FIG.2-FIG.5. The corresponding 1σ errors of the parameters are summarized in Table.1. Generally speaking, for Model I, the best-fit values of the Quintessence- α model obtained from three data samples all favor a small value of n . This feature is consistent with most other cosmic probes which show that $n < 1.5$ (Samushia (2009)). This phenomena shows that the scalar field evolves slowly in the universe. And the value of n is smaller, the scalar field model is closer to the standard Λ CDM. Except that, the two contradictory samples VCS23 and VWM23 both indicate $n = 0.1$. The main differences between these constraints results are the big discrepancies of the value of ζ . The value obtained

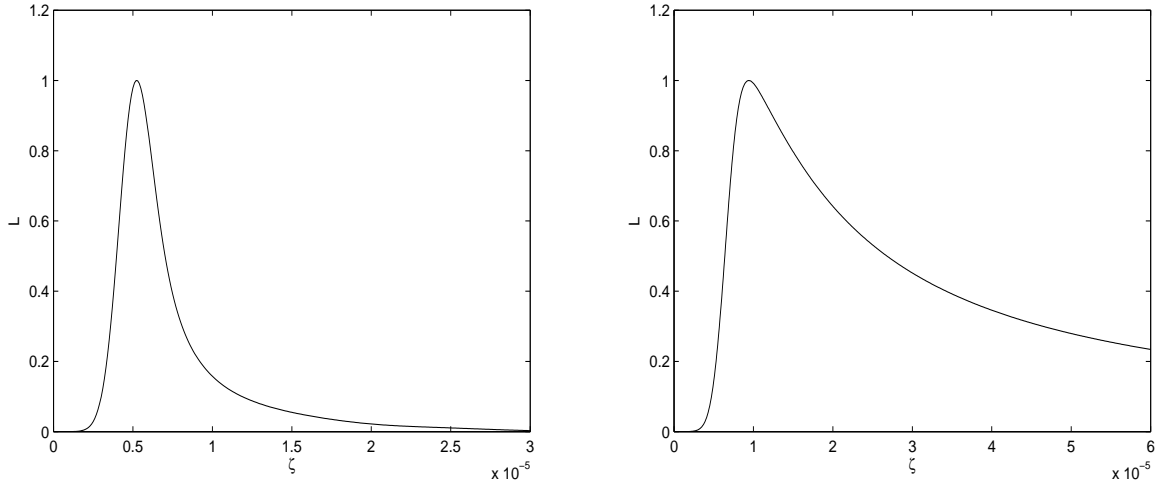


Fig. 8 *Left(Model I)*: The PDF of ζ obtained from KWM143. The most probable point is located at $\zeta = 0.52 \times 10^{-5}$. *Right(Model II)*: The PDF of ζ obtained from KWM143. The most probable point is located at $\zeta = 0.94 \times 10^{-5}$.

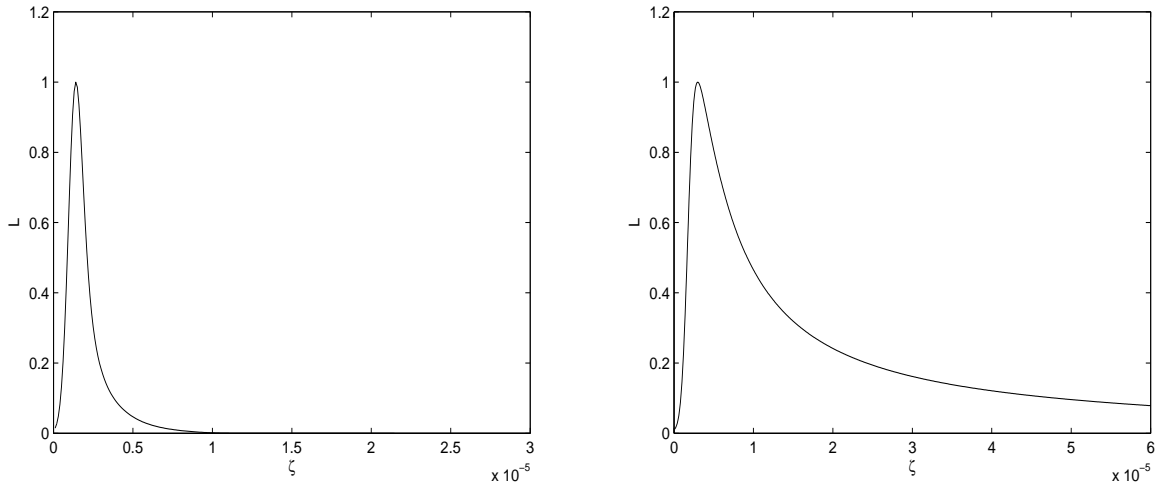


Fig. 9 *Left(Model I)*: The PDF of ζ obtained from KWM143+KWM23+VCS23. The most probable point is located at $\zeta = 0.14 \times 10^{-5}$. *Right(Model II)*: The PDF of ζ obtained from KWM143+KWM23+VCS23. The most probable point is located at $\zeta = 0.30 \times 10^{-5}$.

Except that, from Table.1, one can see that the constraint of ζ in Model II is much worse than Model I. Both the best-fit values of ζ and the 1σ upper bound are larger in Model II. This can be seen as a signal of the different choices of the potential of the scalar field in Eq.5, because the coupling strength between the electromagnetic field and the scalar field seems to be not as sensitive in Model II as in Model I to the cosmological evolution.

For Model II, the constraints show similar trends of the parameters. The best-fit value of λ obtained by KWM143 is apparently larger than the other two data samples. But the coupling constant ζ of VCS23 is

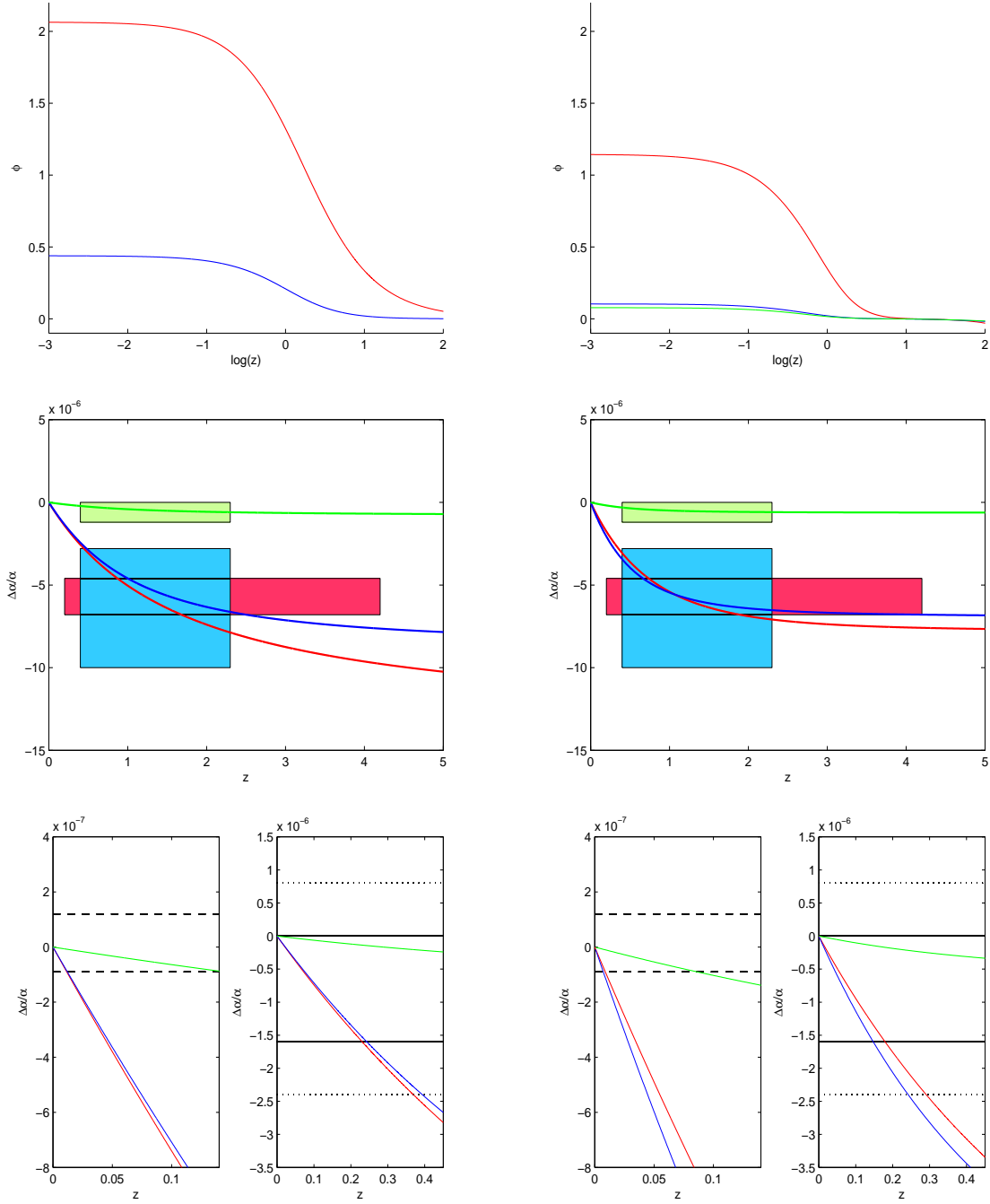


Fig. 10 *Left Top:* The evolution of the scalar field ϕ under the potential I with respect to redshift z , the red and blue curves are obtained by the best-fit values of KWM143 and VCS23 (VWM23) respectively. *Left Middle:* the evolution of $\Delta\alpha/\alpha$ with respect to z . The red, blue and green curves are obtained by the use of the best-fit values of KWM143, VWM23 and VCS23 respectively, while the boxes are the corresponding weighted values of QSO observations. *Left Bottom:* The comparison of the QSO results with Oklo bound (dashed lines) (left panel) and meteorite bound (the solid and dotted lines correspond to 1σ and 2σ , respectively) (right panel). *Right:* The same as the *Left* but for Model II.

	Model I		Model II	
	$\zeta(10^{-5})$	n	$\zeta(10^{-5})$	λ
VCS23	(0, 0.10)	(0, 3.4)	(0, 1.49)	(0.02, 0.30)
VWM23	(0.08, 0.85)	(0, 3.4)	(0, 4.56)	(0.02, 0.5)
KWM143	(0.33, 0.77)	(0, 3.5)	(0.53, 4.71)	(0.06, 0.54)
Total	(0.06, 0.22)	(0, 3.4)	(0.08, 3.11)	(0.02, 0.34)

Table 1 The 1σ confidence regions of the parameters of the two quintessence- α models.

Additionally, these results of two models are also consistent with the Equivalence Principle test. But we should note that the observations of the variations of fine structure constant can not give efficient constraint on the cosmological parameter n and λ . Therefore it is difficult to identify the current evolutionary state of the universe, i.e. the evolution of $\Delta\alpha/\alpha$ is not as sensitive to the cosmological parameters as to the coupling constant ζ . One more point worth noticing is that from our results, the variation of α can be caused by large value of n or λ , or the strong coupling constant ζ . This can be obtained from the comparisons of the constraints, it is shown that the different weighted values of VWM23 and VCS23 is attributed to the variance of ζ instead of cosmological parameters. However, the similar results of KWM23 and VWM23 do not give constrict consistent constraint, VWM23 gives smaller n and λ but larger ζ . Therefore, the goal of finding the reasons causing the variation of α is still vague. But we should emphasize that the above conclusions are not sure enough because of the insufficient constraints of n and λ even the 1σ confident regions are not perfectly obtained.

3.3 the probability density function of ζ

The previous constraints show a 2 dimensional distribution of the parameters (n, ζ) and (λ, ζ) . In order to compare the value of ζ with other tests, it is necessary to calculate the probability density function (PDF) of ζ by marginalizing the parameter n or λ . Our results are presented in FIG.6 to FIG.9.

Generally speaking, the results obtained are compatible with the Equivalence Principle test which is $|\zeta| < 5 \times 10^{-4}$. But the differences between these calculations are also significant. FIG.6 shows a apparent result that the best-fit value of ζ is nearly zero for both models. The small coupling constant indicates a case that the coupling between the electromagnetic field and the scalar field is so weak that the fine structure constant is nearly unchanged. While FIG.7 and FIG.8 show different results. Both of VWM23 and KWM143 give a similar value of ζ in each model. Their results are consistent with each other and favor a variation of α . It is noteworthy that the constraint from VWM23 is not as strict as KWM143 which may be attributed to the smaller size of this sample. Comparing two models, the best-fit values of ζ are larger in Model II than Model I, this implies that the coupling between the scalar field and electromagnetic field is stronger in the exponential potential than the inverse power law potential. Except that, we also notice that once compared with the results obtained in Sec.3.2, an apparent discrepancy between the constraints of ζ from VWM23 FIG.3 and FIG.7 emerges. This result is understandable because the 2 dimensional constraints or the corresponding likelihood function is non-gaussian. This comes from the quality of the

3.4 comparison with other experiments

In this section, we consider the comparison of the QSO constraint results with other experiments. In order to obtain a clear impression, we plot the evolutions of the scalar field ϕ and $\Delta\alpha/\alpha$ with respect to redshift z in FIG.10(the top and middle panels). Firstly, we consider the Oklo natural reactor which provides a bound at 95% confident level,

$$-0.9 \times 10^{-7} < \frac{\Delta\alpha}{\alpha} < 1.2 \times 10^{-7} \quad (13)$$

for $z = 0.14$ [Damour and Dyson \(1996\)](#); [Fujii \(2000, 2003\)](#). Except that, the estimates of the age of iron meteorites at $z = 0.45$ combined with a measurement of the Os/Re ratio resulting from the radioactive decay $^{187}\text{Re} \rightarrow ^{187}\text{Os}$ gives [Olive et al. \(2002\)](#); [Olive et al \(2004\)](#); [Fujii and Iwamoto \(2003\)](#)

$$\frac{\Delta\alpha}{\alpha} = (-8 \pm 8) \times 10^{-7} \quad (14)$$

at 1σ and

$$-24 \times 10^{-7} < \frac{\Delta\alpha}{\alpha} < 8 \times 10^{-7} \quad (15)$$

at 2σ [Bento et al \(2004\)](#).

The results are presented in the bottom panels of FIG.10. Compared with the QSO results, the Oklo measurements and meteorites estimates both favor an unchanged value of the fine structure constant, because they are consistent with VCS23 constraint except a tiny deviation of Model II bounded by the Oklo measurement. Compared with Oklo, the meteorites observations give a wider range of uncertainty, however, the VWM23 and KWM143 both violate this bound. Furthermore, the larger value of the slope of Model II at low redshift shows a more drastic deflection from the meteorites constraint. However, we should note that we discuss these results only with the best-fit values of the parameters. Once the uncertainties of the parameters are taken into account, the above tendencies would be weakened. And the impressions of the corresponding uncertainties can be achieved in the constraints as FIG.2 to FIG.5 show.

4 DISCUSSIONS AND CONCLUSION

In the present paper, we present the constraints of the cosmological parameters on the Quintessence model by the measurements of the variation of fine structure constant α from distant QSOs. By the use of the Gaussian prior of Ω_{m0} , three data samples KWM143, VWM23, and VCS23 give apparent various constraints of the parameters. For both of the two potential models, VCS23 shows the smallest ζ which can be treated as an explanation of the results of Ref. [Chand et al. \(2004\)](#) because the weak coupling derives a weak interaction with the electromagnetic field. This leads to an unchanging of α . On the other hand, VWM23 and KWM143 present a result that the values of ζ are larger especially the VWM23 one, while the constraints of n for Model I and λ for Model II are different. And the strong coupling strength implies the possibility of a variation of α . In order to further study this problem, we marginalize the cosmological parameter n or λ and obtain the PDF of ζ . The results confirm our analysis that the VCS23 favors a nearly null result of ζ . Except that, the discrepancy between the VWM23 and KWM143 about ζ disappeared and provide consistent constraints of it. Combined the two models, we find that either a strong coupling or a large value of the cosmological parameters (here refers to n or λ) can lead to an apparent variation of α . Our

while the similar results of VWM23 and KWM143 have different reasons. The former is attributed to a stronger coupling and the latter is caused by a different evolution of quintessence scalar field. In order to obtain a complete analysis, we also constrain the quintessence models with all the available data as FIG.5 and FIG.9. As a eclectic result, we find that the coupling between the electromagnetic field and the scalar field is stronger in Model II (the exponential potential) than in Model I. This means that it is relatively easier for the inverse power law potential to derive a change of the fine structure constant than the exponential potential.

Furthermore, we should point out that the observations of the variations of α by QSOs are not efficient as other cosmic probes. This feature is reflected in their insensitive to the cosmological parameters such as n or λ , because the sufficient constraints of the confident regions are also necessary as the best-fit values. From the confidence regions and the constraint errors of the parameters, we see that the constraint of n or Λ is not as strict as other cosmic probes as supernovae or CMB [Samushia \(2009\)](#). This is a relatively more obvious shortcoming of the observations of the variation of α . On the other hand, the supernovae observations do not give information about the coupling strength between the electromagnetic field and the scalar field directly, so does its theoretical calculation. Therefore, the combination of the supernovae data and the $\Delta\alpha/\alpha$ data may provide us more complete description of the universe. One possible way may be to use the supernovae data firstly and find the constraints of the parameters as n or λ , and then apply the results to constrain ζ and decide the coupling strength, because the mechanism of the supernovae is relatively more clearer than the QSOs and thus the uncertainties of the cosmological parameters may be bound to be smaller.

Except that, further researches on the distribution or the precise value of ζ are important. And the comparisons between them with the QSO research are also imperative. If we hope to get more accurate description of $\Delta\alpha/\alpha$, measuring ζ accurately or combined with other observations will be necessary ([Amendola et al \(2011\)](#)). Moreover, the relationship between ζ and other quantity of the dark energy such as the equation of state is also meaningful [Amendola et al \(2011\)](#), since the connection between the fundamental constant and the dark energy models can be indicated. Therefore the power of the observations of the fundamental constants in studying the cosmic evolution could be searched more deeply.

Note added, we notice that recently, the correlation of the cosmic dipoles between the fine structure constant and the supernovae are studied in Ref. [Mariano and Perivolaropoulos \(2012\)](#). From the theoretical view, exploring this correlation under the scalar field assumption and reconstruct the quintessence model is also worth studying. And we will discuss this question in our future research.

5 ACKNOWLEDGEMENT

The authors would like to thank Liu, W., Wang, H., Chen, Y., Landau, S. J., Meng, X. and Ma, C. for their helpful discussions and valuable suggestions. This research is supported by the National Science Foundation of China (Grant Nos. 11173006, 10773002, 10875012, 11175019), the Ministry of Science and Technology National Basic Science program (project 973) under grant No. 2012CB821804, and the

References

- Amendola, L. et al, eprint, arXiv: 1109.6793 [3](#), [14](#)
- Avelino, P. P. et al, Phys. Rev. D, 70, 083506 (2004) Avelino, P. P. et al, J. C. A. P., 0612, 018 (2006) [6](#)
- Avelino, P. P. et al., eprint, arXiv:1112.3878 [6](#)
- Avelino, P. P. et al, Phys. Rev. D, 74, 083508 (2006) [3](#)
- Avelino, P. P. et al, Phys. Rev. D, 64, 103505 (2001) [2](#)
- Barrow, J. D., Phil. Trans. Roy. Soc., Lond. A 363, 2139 (2005) [2](#)
- Barrow, J. D., eprint, arXiv: 0912.5510 [2](#)
- Barrow, J. D. and Li, B., Phys. Rev. D, 78, 083536 (2008) [6](#)
- Bekenstein, J. D., Phys.Rev.D, 25, 1527 (1982) [1](#), [2](#), [5](#)
- Bento, M. C. and Felipe, R. G., Phys. Lett. B, 674, 146 (2009) [6](#)
- Bento, M. C., Bertolami, O. and Santos, N. M. C., Phys. Rev. D, 70, 107304 (2004) [13](#)
- Berengut, J. C. et al., Phys. Rev. D, 83, 123506 (2011) [6](#)
- Berengut, J. C. et al., eprint, arXiv:1203.5891 [6](#)
- Binetruy, P., Int. J. Theor. Phys., 39, 1859 (2000) [4](#)
- Binetruy, P., Phys. Rev. D, 60, 063502 [4](#)
- Bisabr, Y., Phys. Lett. B, 688, 4 (2010) [6](#)
- Bozek, B. et al., Phys. Rev. D, 77, 103504 (2008) [3](#)
- Calabrese, E. et al., Phys. Rev. D, 84, 023518 (2011) [6](#)
- Chand, H. et al, Astron. Astrophys. 417, 853 (2004) [2](#), [3](#), [6](#), [13](#)
- Chen, Y. and Ratra, B., Phys. Lett. B, 703, 406 (2011) [2](#), [4](#)
- Chiba, T., eprint, arXiv: 1111.0092 [2](#)
- Copeland, E. J., Nunes, N. J. and Pospelov, M., Phys. Rev. D, 69, 023501 (2004) [4](#), [6](#)
- Copeland, E. J., Sami, M. and Tsujikawa, S., Int. J. Mod. Phys. D, 15, 1753 (2006) [6](#)
- Damour, T., eprint, arXiv: gr-qc/0306023 [6](#)
- Damour, T., Space Sci. Rev. 148, 191 (2009) [2](#)
- Damour, T. and Dyson, F., Nucl. Phys. B, 480, 37 (1996) [2](#), [13](#)
- Dirac, P. A. M., Nature(London) 139,323 (1937) [1](#)
- Dirac, P. A. M., Proc. Roy. Soc., London A, 165,199 (1938) [1](#)
- Doran, M. and Wetterich, C., eprint, arXiv: astro-ph/0205267 [3](#)
- Dzuba, V. A., Flambaum, V. V. and Webb, J. K., Phys. Rev. Lett., 82, 888 (1999) [5](#)
- Eisenstein, D. J. et al., Astrophys. J., 633, 560 (2005) [2](#)
- Farajollahi, H. and Salehi, A., J. C. A. P., 02, 041 (2012) [6](#)
- Ferreira, P. G. and Joyce, M., Phys. Rev. D, 58, 023503 [4](#)
- Flambaum, V. V., Eur. Phys. J. ST, 163, 159 (2008) [2](#)
- Fujii, Y., Phys. Lett. B, 671, 207 (2009) [6](#)
- Fujii, y. and Iwamoto, A., Phys. Rev. Lett., 91, 261101 (2003) [13](#)
- Fujii, Y., Nucl. Phys. B, 573, 377 (2000) [13](#)
- Fujii, Y., Phys. Lett. B, 573, 39 (2003) [13](#)

- Garcia-Berro, E., Isern, J. and Kubyshev, Y. A., *Astron. Astrophys. Rev.* 14, 113 (2007) 2
- Gutiérrez, C. M. and López-Corredoira, M., *Astrophys. J.*, 713, 46 (2010) 6
- Hicken, M. et al., *Astrophys. J.*, 700, 1097 (2009) 2
- Karshenboim, S. G., *Gen. Rel. Grav.* 38, 159 (2006) 2
- King, J. A. et al., eprint, arXiv: 1202.4758 6
- Komatsu, E. et al., *Astrophys. J. Suppl.* 192, 18 (2011) 1, 2, 8
- Landau, S. J. and Simeone, C., *Astron. Astrophys.*, 487, 857 (2008) 2
- Landau, S. J. and Scóccola, C. G., eprint, arXiv:1002.1603 2
- Lee, S., Olive, K. A. and Pospelov, M., *Phys. Rev. D*, 70,083503 (2004) 6
- Li, M. et al, *Commun. Theor. Phys.*, 56, 525 (2011) 2
- Ma, C. and Zhang, T., *Astrophys. J.*, 730, 74 (2011) 3
- Mariano, A. and Perivolaropoulos, L., eprint, arXiv:1206.4055 14
- Marra, V. and Rosati, F., *J.C.A.P.*, 0505, 011 (2005) 4, 5
- Martinelli, M., Menegoni, E. and Melchiorri, A., eprint, arXiv:1202.4373 6
- Martins, C. J. A. et al, *Phys. Lett. B*, 585, 29 (2004) 2
- Menegoni, E. et al., *Phys. Rev. D*, 80, 087302 (2009) 2
- Moresco, M. et al., eprint, arXiv: 1201.6658 3
- Mosquera, M. E. et al., *Astron. Astrophys.*, 478, 675 (2008) 6
- Murphy, M. T. et al, *Mon. Not. Roy. Astron. Soc.*, 327, 1208 (2001a); *Mon. Not. Roy. Astron. Soc.*, 327, 1237 (2001b); *Mon. Not. Roy. Astron. Soc.*, 327, 1244 (2001c); *Mon. Not. Roy. Astron. Soc.*, 345, 609 (2003); *Lect. Notes Phys.* 648, 131 (2004) 2, 3, 5
- Murphy, M. T. et al, *Phys. Rev. Lett.*, 99, 239001 (2007); *Mon. Not. Roy. Astron. Soc.*, 384, 1053 (2008) 6
- Nakashima, M., Nagata, R. and Yokoyama, J., *Prog. Theor. Phys.*, 120 , 1207 (2008) 2
- Nollett, K. M. and Lopez, R. E., *Phys. Rev. D*, 66, 063507 (2002) 2
- Nunes, N. J. and Lidsey, J. E., *Phys. Rev. D*, 69, 123511 (2004) 3
- Olive, K. A. et.al, *Phys. Rev. D*, 66, 045022 (2002) 2, 13
- Olive, K. A. and Pospelov, M., *Phys. Rev. D*, 65, 085044 (2002) 6
- Olive, K. A. et al., *Phys. Rev. D*, 69, 027701 (2004) 13
- Parkinson, D., Bassett, B. A. and Barrow, J. D., *Phys. Lett. B*, 578, 235 (2004) 3
- Peebles, P. J. E. and Ratra, B., *Astrophys. J.*, 325, L17 (1988) 3
- Percival, W. J. et al., *Mon. Not. Roy. Astron. Soc.* 401, 2148 (2010) 2
- Ratra, B. and Peebles, P. J. E., *Phys. Rev. D* 37, 3406 (1988) 3
- Riess, A. G. et al., *Astrophys. J.* 116, 1009 (1998) 2
- Russo, J. G., *Phys. Lett. B*, 600, 185 (2004) 4
- Samushia, L., PhD thesis, eprint, arXiv: 0908.4597; Samushia, L. and Ratra, B., *Astrophys. J.*, 650, L5 (2006); Samushia, L. and Ratra, B., *Astrophys. J.*, 701, 1373 (2009) and references therein. 2, 3, 4, 9, 14
- Sandvik, H.B., Barrow, J.D., and Magueijo, J., *Phys. Rev. Lett.*88, 031302(2002); *Phys. Rev. D*, 65, 063504(2002); *Phys. Rev. D*, 65, 123501(2002); *Phys. Rev. D*, 60, 043515(2002); *Phys. Lett.B*, 541, 201(2002) 2

- Spergel, D. N. et al., *Astrophys. J. S.* 170, 377 (2007) [2](#)
- Srianand, R. et al, *Phys. Rev. Lett.*, 92, 121302 (2004) [2](#), [3](#), [6](#)
- Steinhardt, P. J., Wang, L. M. and Zlatev, I., *Phys. Rev. D*, 59, 123504 (1999) [3](#)
- Tedesco, L., eprint, arXiv: 1106.3436 [6](#)
- Toms, D. J., *Phys. Rev. Lett.*, 101, 131301 (2008) [6](#)
- Thompson, R. I., eprint, arXiv: 1202.3977 [6](#)
- Tsujikawa, S., eprint, arXiv: 1004.1493; *Int. J. Mod. Phys. D*, 15, 1753 (2006) [2](#), [3](#)
- Uzan, J.-P., *Rev. Mod. Phys.* 75, 403 (2003) [2](#)
- Uzan, J.-P., *Living Rev. Rel.* 14, 2 (2011) [1](#), [2](#)
- Wang, P., Chen, C. and Chen, P., eprint, arXiv: 1108.1424 [3](#)
- Watson, C. R. and Scherrer, R. J., *Phys. Rev. D.*, 68, 123524 (2003) [3](#)
- Webb, J. K. et al, *Phys. Rev. Lett.* 82, 884 (1999); *Phys. Rev. Lett.* 87, 091301 (2001); *Astrophys. Space Sci.* 283, 565 (2003) [2](#), [3](#), [5](#)
- Webb, J. K. et al., *Phys. Rev. Lett.*, 107, 191101 (2011) [6](#)
- Wetterich, C., *Nucl. Phys. B*, 302, 668 (1988) [3](#)
- Will, C. M., *Living Rev. Rel.* 4, 4 (2001) [6](#)
- Zhang, T., Ma, C. and Lan, T., *Advances in Astronomy*, 184284 (2010) [3](#)
- Zlatev, I., Wang, L. M. and Steinhardt, P. J., *Phys. Rev. Lett.* 82, 896 (1999) [3](#)