

# Modified Amplitude of Gravitational Waves Spectrum

**Basem Ghayour and P K Suresh**

School of Physics, University of Hyderabad, Hyderabad-500 046. India.

E-mail: [ph09ph21@uohyd.ernet.in](mailto:ph09ph21@uohyd.ernet.in); [pkssp@uohyd.ernet.in](mailto:pkssp@uohyd.ernet.in)

**Abstract.** The spectrum of thermal gravitational waves is obtained by including the high frequency thermal gravitons created from extra-dimensional effect and is a new feature of the spectrum. The amplitude and spectral energy density of gravitational waves in thermal vacuum state are found enhanced. The amplitude of the waves get modified in the frequency range ( $10^{-16}$  -  $10^8$  Hz) but the corresponding spectral energy density is less than the upper bound of various estimated results. With the addition of higher frequency thermal waves, the obtained spectral energy density of the wave in thermal vacuum state does not exceed the upper bound put by nucleosynthesis rate. The existence of cosmologically originated thermal gravitational waves due to extra dimension is not ruled out.

PACS numbers: 98.70.Vc, 98.80.cq, 04.30.-w

## 1. Introduction

One of the predictions of general theory of relativity is the existence of gravitational waves. The sources of generation of these waves vary from the dynamics of early universe to massive astrophysical objects such as neutron star binaries and black hole mergers etc. Thus the waves have a wide spectrum of frequencies vary from very low to high  $\mathcal{O}(10^{-19}\text{Hz} - 10^{10}\text{Hz})$ . It is possible to discriminate the relic waves from other sources on the observational point of view also. The relic gravitational waves are paramount importance in cosmology because it provides valuable information on the conditions of very early universe. It is believed that the relic gravitational waves are mainly generated during inflationary epoch. And the waves that amplified during the inflation are low frequency only. Since the higher frequency waves are outside the “barrier” (horizon)[1] ‡ the corresponding amplitudes decreased during the evolution of the universe. The features of relic gravitational waves of very high frequency range is interesting though the energy scale of conventional inflationary models are not favoring for it. However if extra dimensions exist (for a review, see [2] and motivation for extra dimensions [3]) the graviton background can have a thermal spectrum [4]. According to the extra dimensional models the thermal gravitons with very high frequency range also be observed with a specific peak temperature today [4] and therefore the detection of very high frequency thermal gravitational waves is an interesting test to see the possibility of existence of extra dimensions as well. These thermal gravitational waves can contribute to the higher frequency range of the spectrum. The existence of thermal graviton background with the black body type spectrum is also discussed in [5],[6]. If the inflation was preceded by a radiation era, then there would be thermal gravitational waves at the time of inflation [6]. The generation of tensor perturbations during inflation by the stimulated emission process leads to the existence of thermal gravitational waves [7]. Direct detection of the thermal gravitons is challenging but may be possible in the near future with the 21-cm emission line of atomic hydrogen.

The inflationary scenario [8] predicts a stochastic cosmic background of gravitational waves (CGWB) [5]. The spectrum of these relic gravitational waves depends not only on the details of expansion during the inflationary era but also the subsequent stages, including the current epoch of the universe. Computation of the spectrum of the waves for matter dominated universe is usually done in decelerated expanding model [9]-[14]. The resulting spectrum is used for putting constrain on the detection of gravitational waves originated from sources other than early universe epoch. The result of astronomical observations on SN Ia [15]-[16] shows that the universe is currently under going accelerated expansion indicating a non-zero cosmological constant. According to the  $\Lambda$ CDM concordance model, the observed acceleration of the present universe is supposed to be driven by the dark energy. Effect of the current acceleration on the nature of the spectrum and spectral energy density of the relic gravitational waves is studied [10],[17]. And shown that the current acceleration phase of the universe does

‡ the terminology “barrier” is adopted from [1].

change the shape, amplitude and spectrum of the waves [17].

In the present work, we consider contribution of very higher frequency relic thermal gravitational waves to its spectrum and spectral energy density for the decelerated as well as accelerated universe. The focus of the present work is on the spectrum of the higher frequency range of the waves due to extra dimensional effects. The normalization of the spectrum is being done with the measured CMB anisotropy spectrum of the WMAP. The inclusion of the higher frequency relic thermal gravitational waves leads to enhancement of the spectrum. This enhancement leads to modification of the amplitude of the spectrum in the frequency range ( $10^{-16}$  -  $10^8$  Hz) as an additional feature and is possible to compare these with the sensitivity of Advanced.LIGO (Adv.LIGO), Einstein Telescope (ET) and LISA missions. The corresponding spectral energy density can be compared with estimated upper bound of various studies. Also can check whether the inclusion of higher frequency thermal gravitational waves in the total spectral energy density exceed the upper bound of primordial nucleosynthesis rate or not. In the present work, we use the unit  $c = \hbar = k_B = 1$ .

## 2. Gravitational waves spectrum in expanding universe

The perturbed metric for a homogeneous isotropic flat Friedmann-Robertson-Walker (FRW) universe can be written as

$$ds^2 = S^2(\eta)(d\eta^2 - (\delta_{ij} + h_{ij})dx^i dx^j), \quad (1)$$

where  $S(\eta)$  is the cosmological scale factor,  $\eta$  is the conformal time and  $\delta_{ij}$  is the Kronecker delta symbol. The  $h_{ij}$  are metric perturbations field contain only the pure gravitational waves and is transverse-traceless i.e;  $\nabla_i h^{ij} = 0, \delta^{ij} h_{ij} = 0$ .

The present study mainly deals with amplitude and spectral energy density of the relic gravitational waves generated by the expanding spacetime background. Thus the perturbed matter source is therefore not taken into account. The gravitational waves are described with the linearized field equation given by

$$\nabla_\mu (\sqrt{-g} \nabla^\mu h_{ij}(\mathbf{x}, \eta)) = 0. \quad (2)$$

The tensor perturbations have two independent physical degrees of freedom and are denotes as  $h^+$  and  $h^\times$ , called polarization modes. To compute the spectrum of gravitational waves  $h(\mathbf{x}, \eta)$  in the thermal states, we express  $h^+$  and  $h^\times$  in terms of the creation ( $a^\dagger$ ) and annihilation ( $a$ ) operators,

$$\begin{aligned} h_{ij}(\mathbf{x}, \eta) &= \frac{\sqrt{16\pi} l_{pl}}{S(\eta)} \sum_{\mathbf{p}} \int \frac{d^3 k}{(2\pi)^{3/2}} \epsilon_{ij}^{\mathbf{p}}(\mathbf{k}) \\ &\times \frac{1}{\sqrt{2k}} \left[ a_{\mathbf{k}}^{\mathbf{p}} h_{\mathbf{k}}^{\mathbf{p}}(\eta) e^{i\mathbf{k}\cdot\mathbf{x}} + a_{\mathbf{k}}^{\dagger \mathbf{p}} h_{\mathbf{k}}^{*\mathbf{p}}(\eta) e^{-i\mathbf{k}\cdot\mathbf{x}} \right], \end{aligned} \quad (3)$$

where  $\mathbf{k}$  is the comoving wave number,  $k = |\mathbf{k}|$ ,  $l_{pl} = \sqrt{G}$  is the Planck's length and  $\mathbf{p} = +, \times$  are polarization modes. The polarization tensor  $\epsilon_{ij}^{\mathbf{p}}(\mathbf{k})$  is symmetric and transverse-traceless  $k^i \epsilon_{ij}^{\mathbf{p}}(\mathbf{k}) = 0, \delta^{ij} \epsilon_{ij}^{\mathbf{p}}(\mathbf{k}) = 0$  and satisfy the conditions  $\epsilon^{ij\mathbf{p}}(\mathbf{k}) \epsilon_{ij}^{\mathbf{p}'}(\mathbf{k}) =$

$2\delta_{\mathbf{p}\mathbf{p}'}$  and  $\epsilon_{ij}^{\mathbf{p}}(-\mathbf{k}) = \epsilon_{ij}^{\mathbf{p}}(\mathbf{k})$ , the creation and annihilation operators satisfy  $[a_{\mathbf{k}}^{\mathbf{p}}, a_{\mathbf{k}'}^{\dagger\mathbf{p}'}] = \delta_{\mathbf{p}\mathbf{p}'}\delta^3(\mathbf{k} - \mathbf{k}')$ , the initial vacuum state is defined as

$$a_{\mathbf{k}}^{\mathbf{p}}|0\rangle = 0, \quad (4)$$

for each  $\mathbf{k}$  and  $\mathbf{p}$ . The energy density of the gravitational waves in vacuum state is  $t_{00} = \frac{1}{32\pi l_{pl}^2} h_{ij,0} h_{,0}^{ij}$ .

For a fixed wave number  $\mathbf{k}$  and a fixed polarization state  $\mathbf{p}$  the linearized wave equation (2) gives

$$h_k'' + 2\frac{S'}{S}h_k' + k^2h_k = 0, \quad (5)$$

where prime means derivative with respect to the conformal time. Since the polarization states are same, we here onwards denote  $h_k(\eta)$  without the polarization index.

Next, we rescale the field  $h_k(\eta)$  by taking  $h_k(\eta) = f_k(\eta)/S(\eta)$ , where the mode functions  $f_k(\eta)$  obey the minimally coupled Klein-Gordon equation

$$f_k'' + \left(k^2 - \frac{S''}{S}\right)f_k = 0. \quad (6)$$

The general solution of the above equation is a linear combination of the Hankel function with a generic power-law for the scale factor  $S = \eta^q$  given by

$$f_k(\eta) = A_k\sqrt{k\eta}H_{(q-\frac{1}{2})}^{(1)}(k\eta) + B_k\sqrt{k\eta}H_{(q-\frac{1}{2})}^{(2)}(k\eta). \quad (7)$$

For a given model of the expansion of universe, consisting of a sequence of successive scale factor with different  $q$ , we can obtain an exact solution  $f_k(\eta)$  by matching its value and derivative at the joining points.

The approximate computation of the spectrum of gravitational waves is usually performed in two limiting cases depending up on the waves that are within or outside of the barrier. For the gravitational waves outside barrier ( $k^2 \gg S''/S$ , short wave approximation) the corresponding amplitude decrease as  $h_k \propto 1/S(\eta)$  while for the waves inside the barrier ( $k^2 \ll S''/S$ , long wave approximation),  $h_k = C_k$  simply a constant. Thus these results can be used to estimate the spectrum for the present epoch of universe.

The history of overall expansion of the universe can be modeled as following sequence of successive epochs of power-law expansion.

The initial stage (inflationary)

$$S(\eta) = l_0|\eta|^{1+\beta}, \quad -\infty < \eta \leq \eta_1, \quad (8)$$

where  $1 + \beta < 0$ ,  $\eta < 0$  and  $l_0$  is a constant.

The z-stage

$$S(\eta) = S_z(\eta - \eta_p)^{1+\beta_s}, \quad \eta_1 < \eta \leq \eta_s, \quad (9)$$

where  $\beta_s + 1 > 0$ . Towards the end of inflation, during the reheating, the equation of state of energy in the universe can be quite complicated and is rather model-dependent [18]. Hence this z-stage is introduced to allow a general reheating epoch, see for details [11].

The radiation-dominated stage

$$S(\eta) = S_e(\eta - \eta_e), \quad \eta_s \leq \eta \leq \eta_2, \quad (10)$$

The matter-dominated stage

$$S(\eta) = S_m(\eta - \eta_m)^2, \quad \eta_2 \leq \eta \leq \eta_E, \quad (11)$$

where  $\eta_E$  is the time when the dark energy density  $\rho_\Lambda$  is equal to the matter energy density  $\rho_m$ . Before the discovery of accelerating expansion of the universe, the current expansion is used to take as decelerating one because of the matter-dominated stage. Thus, following the matter-dominated stage, it reasonable to add an epoch of accelerating stage, which is probably driven by either the cosmological constant, or the quintessence, or some other kind of condensate [19]. The value of redshift  $z_E$  at  $\eta_E$  is  $(1 + z_E) = S(\eta_0)/S(\eta_E)$ , where  $\eta_0$  is the present time. Since  $\rho_\Lambda$  is constant and  $\rho_m(\eta) \propto S^{-3}(\eta)$ , we get

$$\frac{\rho_\Lambda}{\rho_m(\eta_E)} = \frac{\rho_\Lambda}{\rho_m(\eta_0)(1 + z_E)^3} = 1. \quad (12)$$

If the current value of  $\Omega_\Lambda \sim 0.7$  and  $\Omega_m \sim 0.3$ , then it follows that

$$1 + z_E = \left(\frac{\Omega_\Lambda}{\Omega_m}\right)^{1/3} \sim 1.33. \quad (13)$$

The accelerating stage (up to the present)

$$S(\eta) = \ell_0|\eta - \eta_a|^{-1}, \quad \eta_E \leq \eta \leq \eta_0. \quad (14)$$

This stage describes the accelerating expansion of the universe. And is a new feature and hence its influence on the spectrum of relic gravitational waves is of interesting to study. It is be noted that the actual scale factor function  $S(\eta)$  differs from equation (14), since the matter component exists in the current universe. However, the dark energy is dominant, therefore (14) is an approximation to the current expansion behaviour.

Given  $S(\eta)$  for the various epochs, the derivative  $S' = dS/d\eta$  and ratio  $S'/S$  follow immediately. Except for  $\beta_s$  which is imposed upon as the model parameter, there are ten constants in the expressions of  $S(\eta)$ . By the continuity conditions of  $S(\eta)$  and  $S'(\eta)$  at four given joining points  $\eta_1, \eta_s, \eta_2$ , and  $\eta_E$ , one can fix only eight constants. The remaining two constants can be fixed by the overall normalization of  $S$  and the observed Hubble constant as the expansion rate. Specifically, we put  $|\eta_0 - \eta_a| = 1$  for the normalization of  $S$ , which fixes the  $\eta_a$ , and the constant  $\ell_0$  is fixed by the following calculation,

$$\frac{1}{H} \equiv \left(\frac{S^2}{S'}\right)_{\eta_0} = \ell_0. \quad (15)$$

where  $\ell_0$  is the Hubble radius at present.

In the expanding Friedmann- Robertson-Walker spacetime the physical wavelength is related to the comoving wave number as  $\lambda \equiv \frac{2\pi S(\eta)}{k}$ , and the wave number  $k_0$  corresponding to the present Hubble radius is  $k_0 = \frac{2\pi S(\eta_0)}{\ell_0} = 2\pi$ . And there is another wave number  $k_E = \frac{2\pi S(\eta_E)}{1/H} = \frac{k_0}{1+z_E}$ , whose corresponding wavelength at the time  $\eta_E$  is the Hubble radius  $1/H$ .

By matching  $S$  and  $S'/S$  at the joint points, one gets

$$l_0 = \ell_0 b \zeta_E^{-(2+\beta)} \zeta_2^{\frac{\beta-1}{2}} \zeta_s^\beta \zeta_1^{\frac{\beta-\beta_s}{1-\beta_s}}, \quad (16)$$

where  $b \equiv |1 + \beta|^{-(2+\beta)}$ , which is defined differently from [20],  $\zeta_E \equiv \frac{S(\eta_0)}{S(\eta_E)}$ ,  $\zeta_2 \equiv \frac{S(\eta_E)}{S(\eta_2)}$ ,  $\zeta_s \equiv \frac{S(\eta_2)}{S(\eta_s)}$ , and  $\zeta_1 \equiv \frac{S(\eta_s)}{S(\eta_1)}$ . With these specifications, the functions  $S(\eta)$  and  $S'(\eta)/S(\eta)$  are fully determined. In particular,  $S'(\eta)/S(\eta)$  rises up during the accelerating stage, instead of decreasing as in the matter-dominated stage. This causes the modifications to the spectrum of relic gravitational waves.

### 3. Gravitational waves spectrum in thermal vacuum state

The power spectrum of gravitational waves is defined as

$$\int_0^\infty h^2(k, \eta) \frac{dk}{k} = \langle 0 | h^{ij}(\mathbf{x}, \eta) h_{ij}(\mathbf{x}, \eta) | 0 \rangle, \quad (17)$$

Substituting equation (3) in (17) and taking the contribution from each polarization is same, we get

$$h(k, \eta) = \frac{4l_{pl}}{\sqrt{\pi}} k |h(\eta)|. \quad (18)$$

Thus once the mode function  $h(\eta)$  is known, the spectrum  $h(k, \eta)$  follows.

The spectrum at the present time  $h(k, \eta_0)$  can be obtained, provided the initial spectrum is specified. The initial condition is taken to be the during the inflationary stage. Thus the initial amplitude of the spectrum is given by

$$h(k, \eta_i) = A \left( \frac{k}{k_0} \right)^{2+\beta}, \quad (19)$$

where  $A = 8\sqrt{\pi} \frac{l_{pl}}{l_0}$  is a constant. The power spectrum for the primordial perturbation of energy density is  $P(k) \propto |h(k, \eta_0)|^2$  and in terms of initial spectral index  $n$ , it is defined as  $P(k) \propto k^{n-1}$ . Thus the scale invariant spectral index  $n = 1$  for the pure de Sitter expansion can be obtained with the relation  $n = 2\beta + 5$  for  $\beta = -2$ .

An effective approach to deals with the thermal vacuum state is the thermo-field dynamics (TFD)[21]. In this approach a tilde space is needed besides the usual Hilbert space, and the direct product space is made up of the these two spaces. Every operator and state in the Hilbert space has the corresponding counter part in the tilde space [21]. Therefore a thermal vacuum state ( $Tv$ ) can be defined as

$$|Tv\rangle = \mathcal{T}(\theta_k) |0 \tilde{0}\rangle, \quad (20)$$

where

$$\mathcal{T}(\theta_k) = \exp[-\theta_k (a_{\mathbf{k}} \tilde{a}_{\mathbf{k}} - a_{\mathbf{k}}^\dagger \tilde{a}_{\mathbf{k}}^\dagger)], \quad (21)$$

is the thermal operator and  $|0 \tilde{0}\rangle$  is the two mode vacuum state at zero temperature. The quantity  $\theta_k$  is related to the average number of the thermal particle,  $\bar{n}_k = \sinh^2 \theta_k$ . The  $\bar{n}_k$  for given temperature  $T$  is provided by the Bose-Einstein distribution  $\bar{n}_k =$

$[\exp(k/T) - 1]^{-1}$ , where  $\omega_k$  is the resonance frequency of the field. The  $a_{\mathbf{k}}$ ,  $a_{\mathbf{k}}^\dagger$  and  $\tilde{a}_{\mathbf{k}}$ ,  $\tilde{a}_{\mathbf{k}}^\dagger$ , are respectively the annihilation and creation operators in Hilbert and tilde space, satisfy the usual commutation relations,  $[a_{\mathbf{k}}, a_{\mathbf{k}'}^\dagger] = [\tilde{a}_{\mathbf{k}}, \tilde{a}_{\mathbf{k}'}^\dagger] = \delta^3(\mathbf{k} - \mathbf{k}')$ . And all other commutation relations of these operators are zero. By the appropriate action of the operator (21) on  $a_{\mathbf{k}}$  and  $a_{\mathbf{k}}^\dagger$ , we get [22]

$$\begin{aligned}\mathcal{T}^\dagger a_{\mathbf{k}} \mathcal{T} &= a_{\mathbf{k}} \cosh \theta_k + \tilde{a}_{\mathbf{k}}^\dagger \sinh \theta_k, \\ \mathcal{T}^\dagger a_{\mathbf{k}}^\dagger \mathcal{T} &= a_{\mathbf{k}}^\dagger \cosh \theta_k + \tilde{a}_{\mathbf{k}} \sinh \theta_k.\end{aligned}\quad (22)$$

Hence the occupation number in thermal vacuum state can be written as

$$\langle a_{\mathbf{k}}^\dagger a_{\mathbf{k}'} \rangle = \left( \frac{1}{e^{k/T} - 1} \right) \delta^3(\mathbf{k} - \mathbf{k}'). \quad (23)$$

Thus, using Eq.(3) and Eqs.(20-23) in Eq.(17) the power spectrum in thermal vacuum state is obtained as

$$h_T^2(k, \eta) = \frac{16l_{pl}^2 k^2}{\pi} |h(\eta)|^2 \coth \left[ \frac{k}{2T} \right], \quad (24)$$

Thus in comparison with Eq.(19), the spectrum is expressed as

$$h(k, \eta_i) = A \left( \frac{k}{k_0} \right)^{2+\beta} \coth^{1/2} \left[ \frac{k}{2T} \right]. \quad (25)$$

The last term becomes significant when the ratio  $k/(2T)$  is less than unity. The wave number  $k$  and temperature  $T$  are comoving quantity which are related to the physical parameters at the time of inflation, see for details [6]. Thus it is expected an enhancement of the spectrum by a factor  $\coth^{1/2}[k/2T] = \coth^{1/2}[HS_i/2T_i]$ .

It is convenient to consider the amplitude of waves in different range of wave numbers [17]. Thus the amplitude of the spectrum in thermal vacuum state for different ranges are given by

(i) when  $k \leq k_E$ , the corresponding wavelength is greater the present Hubble radius. Thus the amplitude remain as the initial one and can be written as

$$h_T(k, \eta_0) = A \left( \frac{k}{k_0} \right)^{2+\beta} \coth^{1/2} \left[ \frac{k}{2T} \right], \quad (26)$$

(ii) the amplitude remains approximately same as long as the wave inside the barrier but begin to decrease when it leaves the barrier by a factor  $1/S(\eta)$ , depending the value of scale factor at that time. This process continue until the barrier becomes higher than  $k$  at a time  $\eta$  earlier than  $\eta_0$ , so the amplitude has decreased by the ratio of the scale factor at the time of leaving the barrier  $S_b$  to its value at  $\eta$ ,  $S(\eta)$ . This is in the range  $k_E \leq k \leq k_0$ .

$$h_T(k, \eta_0) = A \left( \frac{k}{k_0} \right)^{\beta-1} \coth^{1/2} \left[ \frac{k}{2T} \right] \frac{1}{(1 + z_E)^3}. \quad (27)$$

Note that this range is a new feature on account of the current acceleration of the universe which is absent in the decelerating model as pointed out in [17]. The amplitude of the waves that left the barrier at  $S_b$  with waves numbers  $k > k_0$  has been decreased

up to the present time by a factor  $S_b/S(\eta_0)$ . This affect the amplitude of the present spectrum and is obtained as

$$h_T(k, \eta_0) = A \left( \frac{k}{k_0} \right)^{2+\beta} \coth^{1/2} \left[ \frac{k}{2T} \right] \frac{S_b}{S(\eta_0)}. \quad (28)$$

This result can be used to obtain the spectrum of the waves in the remaining range of wave numbers.

(iii) the wave number that does not hit the barrier in the range  $k_0 \leq k \leq k_2$  gives the amplitude as follows

$$h_T(k, \eta_0) = A \left( \frac{k}{k_0} \right)^\beta \coth^{1/2} \left[ \frac{k}{2T} \right] \frac{1}{(1+z_E)^3}, \quad (29)$$

the spectrum in this interval is differ from that of the matter dominated case by a the factor  $\frac{1}{(1+z_E)^3}$ . The wave lengths of the spectrum in the range are long but smaller than the present Hubble radius.

(iv) in the range of wave number  $k_2 \leq k \leq k_s$ , the amplitude is

$$h(k, \eta_0) = A \left( \frac{k}{k_0} \right)^{1+\beta} \left( \frac{k_0}{k_2} \right) \frac{1}{(1+z_E)^3}. \quad (30)$$

This is the interesting range on the observational point of view of Adv.LIGO, ET and LISA. Note that the temperature dependent factor in this range is negligible hence the term is dropped out because of the low temperature nature of the relic waves.

(v) for the wave number range  $k_s \leq k \leq k_1$  which is in the high frequency case and gives the corresponding amplitude as

$$h_T(k, \eta_0) = A \left( \frac{k}{k_0} \right)^{1+\beta-\beta_s} \left( \frac{k_s}{k_0} \right)^{\beta_s} \left( \frac{k_0}{k_2} \right) \coth^{1/2} \left[ \frac{k}{2T} \right] \frac{1}{(1+z_E)^3}. \quad (31)$$

In the usual case the temperature dependent term can also be neglected however the extra dimensional scenario predicts higher temperature for the thermal gravitational waves, hence the term again becomes significant. Therefore the contribution from the thermal relic gravitational waves is expected increase the amplitude of spectrum particularly in the higher frequency range also.

It is to be noted that in (iv) the thermal contribution in  $k_2 \leq k \leq k_s$  range is negligible due to the temperature dependent term. Similarly the thermal effect is insignificant in the range  $k_s \leq k \leq k_1$  also. However by taking into account the extra dimensional effect, the spectrum of relic waves is peaked with a temperature  $T_* = 1.19 \times 10^{25} \text{ Mpc}^{-1}$  [4] (See, appendix A for a brief discussion on  $T_*$  from extra dimensional scenario.). Therefore it is expected enhancement for the amplitude of spectrum (orange lines, Figs.[1] and [4]) in the range  $k_s \leq k \leq k_1$  compared to  $T = 0$  case for the accelerated as well as decelerated universe. But at the same time, ignoring the thermal contribution to the amplitude of spectrum in the range  $k_2 \leq k \leq k_s$  leads to a discontinuity at  $k_s$ , see Fig.[1]. This is evaded by fitting a new line in the range  $k_2 \leq k \leq k_s$  for the amplitude  $h$  of Eq.(30) as follows.



Let the amplitude of the wave in the range  $k_0 \leq k \leq k_2$  is given by (29) and can be rewritten as

$$h_{1T}(k, \eta_0) = A \left( \frac{k}{k_0} \right)^\beta \coth^{1/2} \left[ \frac{k}{2T} \right] \frac{1}{(1 + z_E)^3}, \quad (32)$$

and the amplitude in the  $k_s \leq k \leq k_1$  is given by (31) also rewritten as

$$h_{2T}(k, \eta_0) = A \left( \frac{k}{k_0} \right)^{1+\beta-\beta_s} \left( \frac{k_s}{k_0} \right)^{\beta_s} \left( \frac{k_0}{k_2} \right) \coth^{1/2} \left[ \frac{k}{2T_*} \right] \frac{1}{(1 + z_E)^3}. \quad (33)$$

Thus the new slope for Eq.(30), in the range  $k_2 \leq k \leq k_s$ , can be obtained by taking  $y \equiv \log_{10}(h)$  and  $x \equiv \log_{10}(k)$ , then

$$\log_{10}(h) - \log_{10}(h)_i = \frac{\log_{10}(h)_f - \log_{10}(h)_i}{\log_{10}(k_f) - \log_{10}(k_i)} (\log_{10}(k) - \log_{10}(k_i)), \quad (34)$$

where the subscribes  $i$  and  $f$  are respectively indicating the first and last points of the straight line. By putting  $k_i \equiv k_2$  from Eq.(32) and  $k_f \equiv k_s$  from Eq.(33) in Eq.(34), we get §

$$h = (h_{1T})_{k_2} g(k), \quad (35)$$

where

$$g(k) = \left( \frac{k}{k_2} \right)^\gamma, \quad (36)$$

and

$$\gamma = \frac{\log_{10}(h_{2T})_{k_s} - \log_{10}(h_{1T})_{k_2}}{\log_{10}(k_s) - \log_{10}(k_2)} = \frac{\log_{10} \left( \left( \frac{k_s}{k_2} \right)^{1+\beta} \coth^{1/2} \left[ \frac{k_s}{2T_*} \right] \right)}{\log_{10} \left( \frac{k_s}{k_2} \right)}, \quad (37)$$

is the slope of the line and thus we find the amplitude, for convenience we call it as ‘modified amplitude’, given by

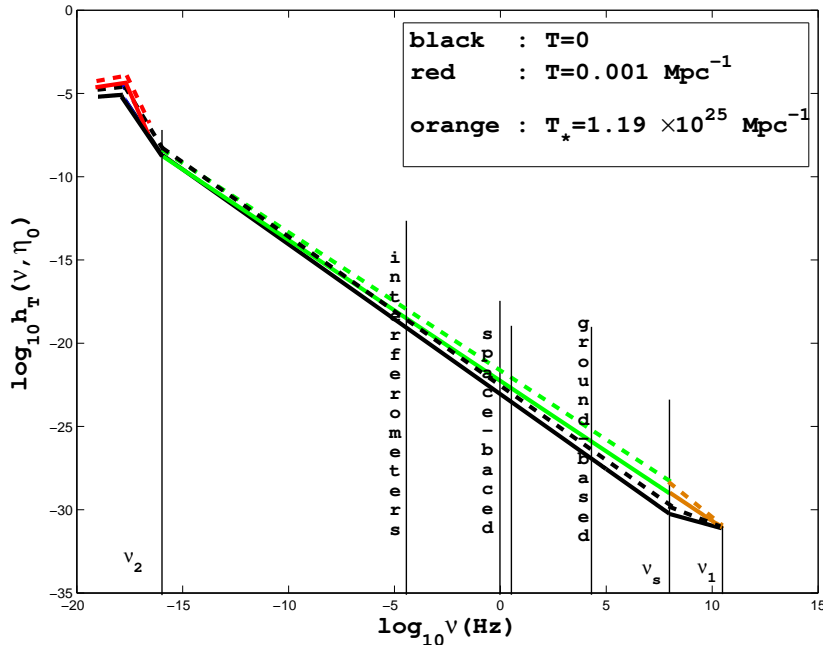
$$h(k, \eta_0) = A \left( \frac{k_2}{k_0} \right)^\beta \frac{1}{(1 + z_E)^3} \left( \frac{k}{k_2} \right)^\gamma. \quad (38)$$

When  $T_*$  becomes zero Eq.(37) leads to  $\gamma = 1 + \beta$ , and hence (30) is recovered from (38) in the range  $k_2 \leq k \leq k_s$ .

The overall multiplication factor  $A$  in all the spectra is determined in absence of the temperature dependent term with the CMB data of WMAP [17]. This is based on the assumption that the contribution from gravitational waves and the density perturbations are the same order of magnitude or if the CMB anisotropies at low multipole are induced by the gravitational waves, therefore it is possible to write  $\Delta T/T \simeq h(k, \eta_0)$ . The observed CMB anisotropies [23] at lower multipoles is  $\Delta T/T \simeq 0.37 \times 10^{-5}$  at  $l \sim 2$  which corresponds to the largest scale anisotropies that have observed so far. Thus taking this to be the perturbations at the Hubble radius gives

$$h(k_0, \eta_0) = A \frac{1}{(1 + z_E)^3} = 0.37 \times 10^{-5}. \quad (39)$$

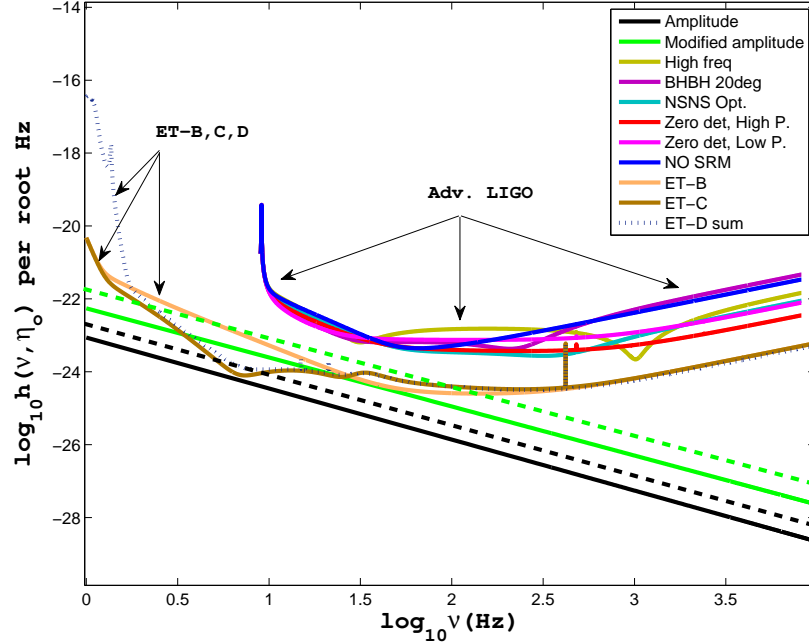
§ here,  $\coth^{1/2} \left[ \frac{k_2}{2T} \right] = 1$ .



**Figure 1.** The amplitude of the gravitational waves for the accelerated (solid lines) and decelerated (dashed lines) universe.

However, there is a subtlety in the interpretation of  $\Delta T/T$  at low multipoles, whose corresponding scale is very large  $\sim \ell_0$ . At present the Hubble radius is  $\ell_0$ , and the Hubble diameter is  $2\ell_0$ . On the other hand, the smallest characteristic wave number is  $k_E$ , whose corresponding physical wave length at present is  $2\pi S(\eta_0)/k_E = \ell_0(1+z_E) \simeq 1.32\ell_0$ , which is within the Hubble diameter  $2\ell_0$ , and is theoretically observable. So, instead of Eq.(39), if  $\Delta T/T \simeq 0.37 \times 10^{-5}$  at  $l \sim 2$  were taken as the amplitude of the spectrum at  $\nu_E$ , one would have  $h_T(k_E, \eta_0) = A/(1+z_E)^{2+\beta} = 0.37 \times 10^{-5}$ , yielding a smaller  $A$  than that in Eq. (39) by a factor  $(1+z_E)^{1-\beta} \sim 2.3$  [17]. The allowed values of  $\beta$  and  $\beta_s$  are obtained and are respectively give by  $\beta = -1.9$ , and  $\beta_s = -0.552$  [17].

Next, we obtain the spectrum in the thermal vacuum state with the following parameters. By taking  $k = 2\pi\nu$ ,  $\nu_E = 1.5 \times 10^{-18}$  Hz,  $\nu_0 = 2 \times 10^{-18}$  Hz,  $\nu_2 = 117 \times 10^{-18}$  Hz,  $\nu_s = 10^8$  Hz,  $\nu_1 = 3 \times 10^{10}$  Hz ( the value of  $\nu_1$  is taken such a way that spectral energy density does not exceed the level of  $10^{-6}$ , as required by the rate of primordial nucleosynthesis). The range of frequency is chosen in accordance with generation of gravitational waves that vary from early universe to various astrophysical sources. And hence the range is matching with the interest of CMB, Adv.LIGO, ET and LISA operations for detection of the gravitational waves. The spectrum is computed in the thermal vacuum state with the chosen values of the parameters for the accelerated as well as decelerated model with  $T = 0.001 \text{Mpc}^{-1}$  in the low range  $k < k_2$ . This temperature is considered in the context of B mode of CMB spectrum in thermal state [6]. And  $T_*$



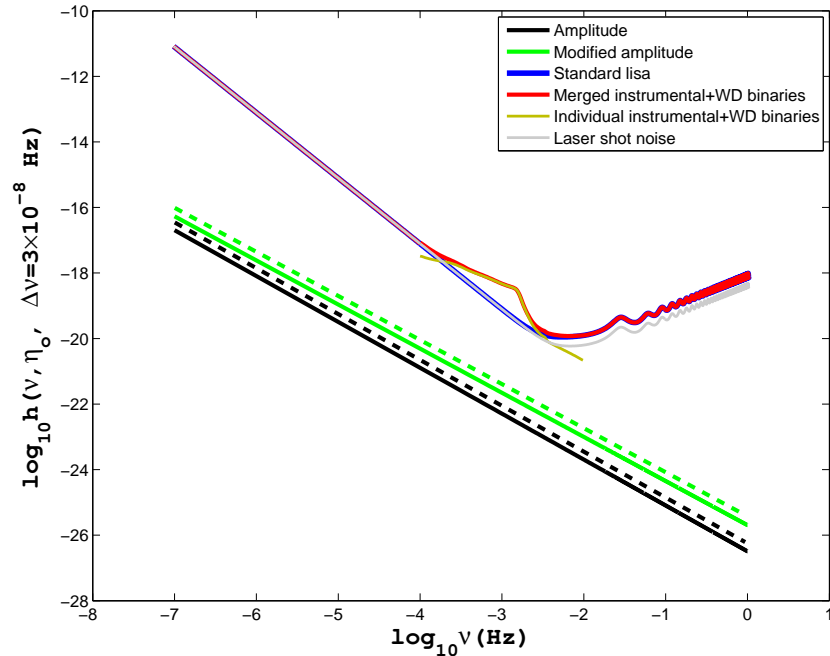
**Figure 2.** Comparison of the modified amplitude of the spectrum for the accelerated (solid black and green lines) and decelerated (dashed black and green lines) universe with the sensitivity curves of Adv.LIGO [24] and ET [25].

$=1.19 \times 10^{25} \text{Mpc}^{-1}$  || for the high range  $k_s \leq k \leq k_1$  which is from the extra dimensional scenario [4]. Since we use the natural unit, the wave number and temperature that appear in the temperature dependent term of the spectrum is computed numerically in the  $\text{Mpc}^{-1}$  unit. The obtained spectra are normalized of the CMB anisotropy spectrum of WMAP data. The amplitude of the spectrum of the thermal gravitational waves is enhanced compared to its zero temperature case (vacuum case). It is observed that the spectrum for  $T = 0.001 \text{Mpc}^{-1}$  get maximum enhancement  $\sim 1.51$  times than the vacuum case, at  $k = k_E$ , and it is  $\sim 20$  times for  $T_* = 1.19 \times 10^{25} \text{Mpc}^{-1}$  at  $k = k_s$ .

The plots for the amplitude of spectrum  $h_T(k, \eta_0)$  versus the frequency  $\nu$  for  $\beta = -1.9$  and  $\beta_s = -0.552$  are given in Fig.[1]. The amplitude of the spectrum get enhanced in the frequency ranges,  $10^{-19} \text{Hz} \leq \nu < 1.49 \times 10^{-17} \text{Hz}$ , and  $\nu_s \leq \nu \leq \nu_1$  ( the lower value of this range is selected such way that thermal enhancement of the spectral density does not exceed the upper bound of nucleosynthesis rate.) due to the thermal effect of gravitational waves but for the range  $1.49 \times 10^{-17} \text{Hz} \leq \nu < \nu_s$  there is a suppression because of the  $\coth^{1/2}[k/2T]$  term. For comparison, the amplitude of the spectra are plotted for the decelerated and accelerated universe, see Fig.[1].

The new enhancement of the gravitational waves spectrum due to the extra dimensional effect (the modified amplitude, see Fig.[1], light green lines) can be compared with the sensitivity of Adv.LIGO, ET and LISA. An analytical expressions

|| here,  $T_* = 0.905 \text{K} = 1.19 \times 10^{25} \text{Mpc}^{-1}$ .



**Figure 3.** Comparison of the modified amplitude of the spectrum for the accelerated (solid black and green lines) and decelerated (dashed black and green lines) universe with the LISA sensitivity curve.

for the Adv.LIGO and ET interferometers are discussed in [26]. For Adv.LIGO and ET cases, consider the root mean square amplitude per root Hz which equal to

$$\frac{h(\nu)}{\sqrt{\nu}}. \quad (40)$$

The comparison of the sensitivity (10 Hz -  $10^4$  Hz) curve of the ground based interferometer Adv.LIGO [24] with the gravitational wave spectra of  $\beta = -1.9$  for the accelerated and decelerated universe are given in Fig.[2]. Thus it shows that the Adv. LIGO is unlikely to detect the enhancement of the spectrum from the extra dimensional effect with its current stands but be possible with the sensitivity of ET.

Next, we compare the enhancement of the spectrum with the sensitivity ( $10^{-7}$  Hz -  $10^0$  Hz) of space based detector LISA [27]. It is assumed that LISA has one year observation time which corresponds to frequency bin  $\Delta\nu = 3 \times 10^{-8}$ Hz ( one cycle/year) around each frequency. Hence to make a comparison with the sensitivity curve, a rescaling of the spectrum  $h(\nu)$  is required in Eq.(18) into the root mean square spectrum  $h(\nu, \Delta\nu)$  in the band  $\Delta\nu$ , given by

$$h(\nu, \Delta\nu) = h(\nu)\sqrt{\frac{\Delta\nu}{\nu}}. \quad (41)$$

The plots of the LISA sensitivity with the modified amplitude of the spectrum are given in Fig.[3] for the accelerated and decelerated universe. This show that the LISA is

unlikely to detect the spectrum with the new enhancement feature of the gravitational waves.

The spectral energy density parameter  $\Omega_g(\nu)$  of gravitational waves is defined through the relation  $\rho_g/\rho_c = \int \Omega_g(\nu) \frac{d\nu}{\nu}$ , where  $\rho_g$  is the energy density of the gravitational waves and  $\rho_c$  is the critical energy density. Thus

$$\Omega_g(\nu) = \frac{\pi^2}{3} h_T^2(k, \eta_0) \left( \frac{\nu}{\nu_0} \right)^2. \quad (42)$$

Since the spacetime is assumed to be spatially flat  $K = 0$  with  $\Omega = 1$ , the fraction density of relic gravitational waves must be less than unity,  $\rho_g/\rho_c < 1$ . After normalization of the spectrum by using Eq.(39), we integrate  $\int \Omega_g(\nu) d\nu/\nu$  from  $\nu_* = 10^{-19}$  Hz up to  $\nu_1 = 3 \times 10^{10}$  Hz, with  $\beta = -1.9$  and  $\beta_s = -0.552$ . The integral is evaluated for the thermal case and zero temperature case, the obtained results for the accelerated universe are

$$(a) \nu_* \leq \nu \leq \nu_E,$$

$$\frac{\rho_g}{\rho_c} = 5.8 \times 10^{-11}, \quad T = 0,$$

$$\frac{\rho_g}{\rho_c} = 8.8 \times 10^{-11}, \quad T = 0.001 \text{ Mpc}^{-1},$$

$$(b) \nu_E \leq \nu \leq \nu_H,$$

$$\frac{\rho_g}{\rho_c} = 2.3 \times 10^{-11}, \quad T = 0,$$

$$\frac{\rho_g}{\rho_c} = 3.5 \times 10^{-11}, \quad T = 0.001 \text{ Mpc}^{-1},$$

$$(c) \nu_H \leq \nu \leq \nu_2,$$

$$\frac{\rho_g}{\rho_c} = 2.4 \times 10^{-11}, \quad T = 0,$$

$$\frac{\rho_g}{\rho_c} = 3.7 \times 10^{-11}, \quad T = 0.001 \text{ Mpc}^{-1},$$

$$(d) \nu_2 \leq \nu \leq \nu_s,$$

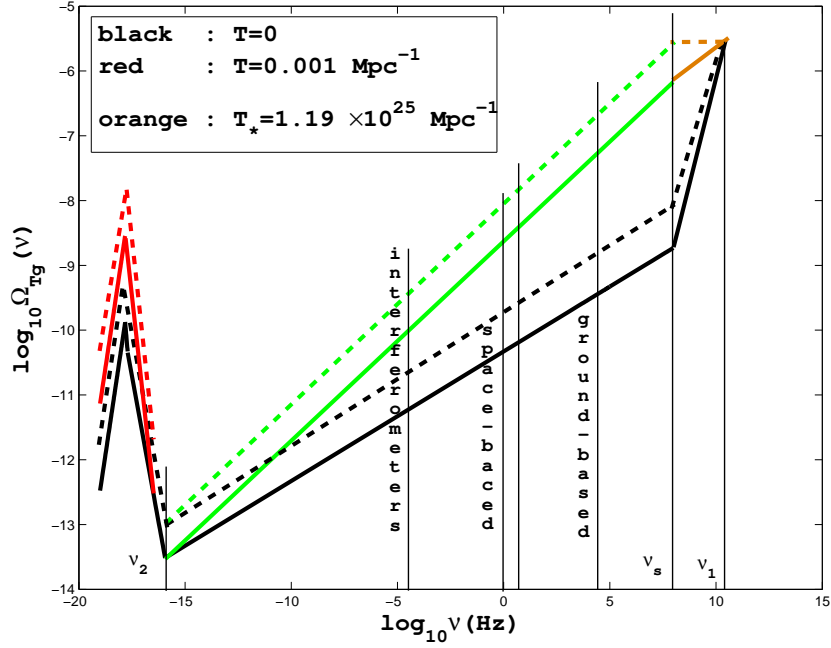
$$\frac{\rho_g}{\rho_c} = 8.97 \times 10^{-9}, \quad T = 0,$$

$$(e) \nu_s \leq \nu \leq \nu_1,$$

$$\frac{\rho_g}{\rho_c} = 2.7 \times 10^{-6}, \quad T = 0.$$

$$\frac{\rho_g}{\rho_c} = 6.67 \times 10^{-6}, \quad T_* = 1.19 \times 10^{25} \text{ Mpc}^{-1}.$$

It is to be noted that in (d) the thermal case are not shown because the thermal contribution in this frequency range is negligible due to the temperature dependent term. However by taking into the extra dimensional effect, the upper limit of temperature of the relic waves is to be  $T_* = 1.19 \times 10^{25} \text{ Mpc}^{-1}$ . Thus it is expected an enhancement of the spectral energy density in range  $\nu_s \leq \nu \leq \nu_1$  compared to  $T = 0$  case for the accelerated as well as decelerated universe. But at the same time ignoring the thermal



**Figure 4.** The spectral energy density of the gravitational waves for the accelerated (solid lines) and decelerated (dashed lines) universe.

**Table 1.** Comparison of the estimated upper bound of spectral energy density of various studies with the present work. Here  $\Omega_g^{(dec)}$  and  $\Omega_g^{(acc)}$  are respectively the spectral energy density of the relic gravitational waves in the decelerated and accelerated universe of the present study and  $\Omega_g^{(est)}$  is the estimated upper bound of various studies.

Frequency( $\nu$ ) Hz	$\Omega_g^{(dec)}(\nu)$	$\Omega_g^{(acc)}(\nu)$	$\Omega_g^{(est)}(\nu)$
$10^{-9} - 10^{-7}$	$4.98 \times 10^{-9}$	$1.03 \times 10^{-9}$	$2 \times 10^{-8}$ [28]
69 – 156	$34.84 \times 10^{-8}$	$7.2 \times 10^{-8}$	$8.4 \times 10^{-4}$ [29]
41.5 – 169.25	$4.93 \times 10^{-7}$	$1.02 \times 10^{-7}$	$6.9 \times 10^{-6}$ [30]

contribution on the spectral density in the range  $\nu_2 \leq \nu \leq \nu_s$  leads to a discontinuity at  $\nu_s$ , see Fig.[4]. This problem is solved by fitting a new line as discussed in the context of estimation of the amplitude of the spectrum and hence recomputed the spectral density in the range  $\nu_2 \leq \nu \leq \nu_s$  which gives the new value  $\frac{\rho_g}{\rho_c} = 8.21 \times 10^{-7}$ . This changes the slope indicating enhancement of the spectral energy density of the gravitational waves in the range  $\nu_2 \leq \nu \leq \nu_s$ , green lines, Fig.[4].

The enhancement spectral energy density  $\Omega_g(\nu)$  in (d) can be compared with the estimated upper bound of various studies and are given in Tab.[1]. Thus  $\Omega_g^{(dec)}$  and  $\Omega_g^{(acc)}(\nu)$  are less than the upper bound of the estimated values of the respective frequency range.

Further see that the contribution to  $\rho_g/\rho_c$  from the low frequency range is  $\mathcal{O}(10^{-11} - 10^{-10})$  while from the higher frequency range it is  $\mathcal{O}(10^{-6})$ . Since the order of contribution to the total  $\rho_g/\rho_c$  from the lower frequency side is very small in contrast with higher frequency side, we get for the accelerated universe as

$$\rho_g/\rho_c \simeq 6.67 \times 10^{-6} \quad \nu_* \leq \nu \leq \nu_1, \quad (43)$$

and is the same order as that of the zero temperature case. However  $\rho_g/\rho_c$  of the gravitational waves with  $T \neq 0$  is higher than the zero temperature case at lower frequency range  $\nu_* \leq \nu \leq \nu_2$ . Therefore it is expected an enhancement for the spectral energy density in the thermal vacuum state in the frequency range  $\nu_* \leq \nu \leq \nu_2$  and actually it is the range of interest on the observational point of view of the relic gravitational waves. The total estimated value of  $\rho_g/\rho_c$  by including the thermal relic gravitational waves in the very high frequency does not alter the upper bound of the nucleosynthesis rate. Thus the relic thermal gravitons with very high frequency range are not ruled out and is testable with the upcoming data of various missions for detecting gravitational waves.

#### 4. Discussion and conclusion

Gravitational waves are one of the classical predictions of Einstein's general theory of relativity. The gravitational waves are generated during the very early evolution stages of the universe as well as from the various astrophysical objects. Therefore frequency of the waves are varying very widely. There are many on going experiments to detect these waves and the interested range of frequency is from  $10^{-19}$  Hz to  $10^{10}$ Hz. The existence of gravitational waves with very high frequency range is not favoring by the energy scale of the conventional inflationary scenario. However the very high frequency range gravitational waves are interesting candidates in the models with extra dimensions. The extra dimensional theories predict the existence of thermal gravitons with black body type spectrum. These relic thermal gravitational waves can also add to the spectrum of the waves thus the corresponding amplitude also get enhanced. The nature of spectrum of the waves to be observed today is dependents on the evolution history of the universe. Before the result of SN Ia observations, the current evolution of the universe is used to consider as matter dominated with decelerated expansion. But, according to the  $\Lambda$ CDM concordance model the present universe is supposed to be driven by dark energy resulting an accelerated phase. If this is the case then the spectral property of the waves to be studied by taking into account of the current acceleration of the universe. In the present work we mainly considered the very high frequency range (The low frequency range thermal gravitational case is carried out by us without including the very high frequency thermal waves that comes from extra dimensional scenario and the work is under preparation. The enhancement of the lower frequency range is shown with red lines, see Figs.[1,4]) of relic gravitational waves in the thermal vacuum state and obtained the spectrum for the accelerated as well as decelerated models. The obtained

spectra are normalized with the WMAP data. It is observed that the inclusion of the very high relic thermal gravitational waves leads to a discontinuity in the amplitude of the spectrum at  $\nu_s$  (see Fig.[1]). This is due to the fact that the temperature dependent term is insignificant in the higher frequency side of the range  $\nu_2 \leq \nu \leq \nu_s$ . To evade this problem a new equation of line is derived and thus the amplitude get enhanced in the range  $\nu_2 \leq \nu \leq \nu_s$ . This is the new feature of the spectrum and we designates it as the ‘modified amplitude’ of the spectrum. The modified amplitude of the spectrum can be compared with the sensitivity of the Adv.LIGO, ET and LISA missions. The comparison of the Adv.LIGO sensitivity shows that the modified amplitude is unlikely to detect with its current stands of LISA or the improved sensitivity of Adv.LIGO. Where as the proposed sensitivity of the ET is promising to verify the modified amplitude with its upcoming mission data.

The spectral energy density of the gravitational waves is estimated in thermal vacuum state for the accelerated and decelerated universe. It is observed that the spectral energy density get enhanced in the lower frequency range  $\mathcal{O}(10^{-11} - 10^{-10})$  and from the higher frequency range it is  $\mathcal{O}(10^{-6})$ . A comparison of the estimated upper bound of spectral energy density of various studies with the present work is done. It shows that  $\Omega_g^{(dec)}$  and  $\Omega_g^{(acc)}$  are less than the estimated upper bound of various studies. The total estimated value of  $\rho_g/\rho_c$  by including the very high frequency thermal relic gravitational waves does not alter the upper bound of the nucleosynthesis rate. Thus the relic thermal gravitons with very high frequency range are not ruled out and is testable with the upcoming data of various missions for detecting gravitational waves.

## Appendix A

### Extra dimensional Scenario and Thermal Gravitons

Cosmology with extra dimensions have been motivated since Kaluza and Klein (KK) showed that classical electromagnetism and general relativity could be combined in a five-dimensional framework. The modern scenarios involving extra dimensions are being explored in particle physics, with most models possessing either a large volume or a large curvature. Although there exist different models of extra dimensions, there are some general features and signals common to all of them.

In presence of  $D$  extra spatial dimensions, the 3+D+1- dimensional action for gravity for can be written as

$$S = \int d^4x \left[ \int d^D y \sqrt{-g_D} \frac{R_D}{16\pi G_D} + \sqrt{-g} L_m \right], \quad (44)$$

where

$$G_D = G_N \frac{m_{pl}^2}{m_D^{2+D}}, \quad (45)$$

and  $g$  is the four dimensional metric,  $G_N$  is Newton’s constant,  $g_D$ ,  $G_N$  and  $R_D$  denote the higher dimensional counter parts of the metric, Newton’s constant, and the Ricci



scalar, respectively.  $m_D$  is the fundamental scale of the extra dimensional theory.

Since the gravitational interactions are not strong enough to produce a thermal gravitons at temperatures below the Planck scale ( $m_{pl} \sim 1.22 \times 10^{19}$  GeV), the standard inflationary cosmology predicted the existence the cosmic gravitational waves background which are non-thermal in nature. However if the universe contains extra dimensions that can generate the thermal gravitational waves and its shape and amplitude of the CGWB may change significantly. This can happen when energies in the universe are higher than the fundamental scale  $m_D$ , the gravitational coupling strength increases significantly, as the gravitational field spreads out into the full spatial volume. Instead of freezing out at  $\sim \mathcal{O}(m_{pl})$ , as in 3+1 dimensions, gravitational interactions freeze-out at  $\sim \mathcal{O}(m_D)$ . If the gravitational interactions become strong at an energy scale below the reheat temperature ( $m_D < T_{RH}$ ), gravitons get the opportunity to thermalize, creating a thermal CGWB. The qualitative result, the creation of a thermal CGWB if  $m_D < T_{RH}$ , is unchanged by the type of extra dimensions chosen [4].

Thus, if extra dimensions do exist, and the fundamental scale of those dimensions is below the reheat temperature, a relic thermal CGWB ought to exist today. Compared to the relic thermal photon background (CMB), a thermal CGWB would have the same shape, statistics, and high degree of isotropy and homogeneity. The energy density ( $\rho_g$ ) and fractional energy density ( $\Omega_g$ ) of a thermal CGWB are

$$\rho_g = \frac{\pi^2}{15} \left( \frac{3.91}{g_\star} \right)^{4/3} T_{CMB}^4, \quad (46)$$

$$\Omega_g = \frac{\rho_g}{\rho_c} \simeq 3.1 \times 10^{-4} (g_\star)^{4/3}, \quad (47)$$

where  $\rho_c$  is the critical energy density today,  $T_{CMB}$  is the present temperature of the CMB, and  $g_\star$  is the number of relativistic degrees of freedom at the scale of  $m_D$ .  $g_\star$  is dependent on the particle content of the universe, i.e. whether (and at what scale) the universe is supersymmetric, has a KK tower, etc. Other quantities, such as the temperature ( $T$ ), peak frequency ( $\nu$ ), number density ( $n$ ), and entropy density ( $s$ ) of the thermal CGWB can be derived from the CMB if  $g_\star$  is known, as

$$n_g = n_{CMB} \left( \frac{3.91}{g_\star} \right), \quad s_g = s_{CMB} \left( \frac{3.91}{g_\star} \right) \quad (48)$$

$$T_g = T_{CMB} \left( \frac{3.91}{g_\star} \right)^{1/3}, \quad \nu_g = \nu_{CMB} \left( \frac{3.91}{g_\star} \right)^{1/3}. \quad (49)$$

These quantities are not dependent on the number of extra dimensions, as the large discrepancy in size between the three large spatial dimensions and the  $D$  extra dimensions suppresses those corrections by at least a factor of  $\sim 10^{-29}$ . If  $m_D$  is just barely above the scale of the standard model, then  $g_\star = 106.75$ . The thermal CGWB then has a temperature of 0.905 Kelvin, a peak frequency of 19 GHz [4].

## Acknowledgement

Authors would like to thank S.Hild for providing the ET sensitivity data and also Adv.LIGO and LISA web.

## References

- [1] Grishchuk L 1993 *Class. Quantum Grav.* **10** 2449; Grishchuk L 2001, *Lect. notes Phys.* **562** 167
- [2] Brax P and Bruck C 2003 *Classical Quantum Gravity* **20** R201
- [3] Kaluza T *et al* 1921 *Math. Phys.* **1921** 966 ; Arkani N-Hamed 1998 *Phys. Lett.B* **429** 263 ; N. Arkani-Hamed *et al* 1999 *Phys. Rev. D* **59** 086004 ; Randall L and Sundrum R 1999 *Phys. Rev. Lett.* **83** 3370 ; Randall L and Sundrum R 1999 *Phys. Rev. Lett.* **83** 4690
- [4] Siegel E R and Fry J N 2005 *Phys. Lett. B* **612** 122 ; Pilo L, Riotto A, and Zaffaroni A 2004 *Phys. Rev. Lett.* **92** 201303
- [5] Abbott L F and Wise M B, 1984 *Nucl. Phys. B* **244** 541
- [6] Bhattacharya K *et al* 2004 *Phys. Rev. Lett.* **97** 251301; Zhao W *et al* 2009 *Phys. Lett. B* **680** 411
- [7] Gasperini M *et al* 1993 *Phys. Rev. D* **48** R439
- [8] Guth A H 1981 *Phys. Rev. D* **23** 347 ; Linde A D 1982 *Phys. Lett. B* **108** 389 ; Albrecht A and P J Steinhardt 1982 *Phys. Rev. Lett.* **48** 1220
- [9] Allen B 1988 *Phys. Rev. D* **37** 2078
- [10] Sahni V 1990 *Phys. Rev. D* **42** 453
- [11] Grishchuk L 1997 *Class. Quantum Grav.* **14** 1445
- [12] Riszuelo A and Uzan J-P 2000 *Phys. Rev. D* **62** 083506
- [13] Tashiro H, Chiba K and Sasaki M 2004 *Class. Quantum Grav.* **21** 1761
- [14] Henriques A B 2004 *Class. Quantum Grav.* **21** 3057
- [15] Riess A *et al* 1998 *Astron. J.* **116** 1009
- [16] Perlmutter S *et al* 1999 *Astrophys. J.* **517** 565
- [17] Zhang Y *et al* 2005 *Class. Quantum Grav.* **22** 13831394
- [18] Ford L H 1987 *Phys. Rev. D* **35** 2955
- [19] Zhang Y 2002 *Gen. Rel. Grav.* **34** 2155
- [20] Grishchuk L *Testing Relativistic Gravity in Space* (Lecture Notes in Physics vol 562) Lammerzahl e d *et al* 2001 (Berlin: Springer ) p 164
- [21] Laplae L, Mancini F and Umezawa H (1974) *Phys. Rev. C* **10** 151 ; Takahashi Y, Umezawa H 1975 *Colloid Phenom.* **2** 55 ; Umezawa H and Yamanaka Y 1988 *Adv. Phys.* **37** 531; Fearm H and Collett M J 1988 *J. Mod. Opt.* **35** 553 ; Chaturvedi S *et al* 1990 *Phys. Rev. A* **41** 3969; Oz J-Vogt *et al* 1991 *J.Mod.Opt.* **38** 2339
- [22] Lee C T 1990 *Phys. Rev. A* **42** 4193 ; Xing-Lei Xu *et al* 2007 *Physica B.* **369**199
- [23] Spergel D N *et al* 2003 *Astrophys. J. Suppl.* **148** 175
- [24] <https://dcc.ligo.org/cgi-bin/DocB/showdocument>
- [25] Einstein Telescope Web, <http://www.et-gw.eu>
- [26] Mishra C K, Arun K G, Iyer B R and Sathyaprakash B S 2010 *Phys. Rev. D* **82** 064010
- [27] <http://www.srl.caltech.edu/shane/sensitivity>
- [28] Jenet F A *et al* 2006 *The Astrophysical Journal* **653**1571-1576
- [29] Abbott B *et al* 2005 *Phys. Rev. Lett.* **95** 221101
- [30] The Ligo Scientific Collaboration 2009 *nature* **460** 08278