

Destruction of star clusters due to the radial migration in spiral galaxies

M. S. Fujii¹ \star and J. Baba² \star

¹*Leiden Observatory, Leiden University, NL-2300RA Leiden, The Netherlands*

²*Interactive Research Center of Science, Tokyo Institute of Technology, 2-12-1 Ookayama, Meguro, Tokyo 152-8551, Japan*

Accepted 1988 December 15. Received 1988 December 14; in original form 1988 October 11

ABSTRACT

Most stars in galactic disks are believed to be born as a member of star clusters or associations. Star clusters formed in disks are disrupted due to the tidal stripping and the evolution of star clusters themselves, and as a results new stars are supplied to the galactic disks. We performed N -body simulations of star clusters in galactic disks, in which both star clusters and galactic disks are modeled as N -body (“live”) systems, and as a consequence the disks form transient and recurrent spiral arms. In such non-steady spiral arms, star clusters migrate radially due to the interaction with spiral arms. We found that the migration timescale is a few hundreds Myr and that the angular momentum changes of star clusters are at most $\sim 50\%$ in 1 Gyr. Radial migration of star clusters to the inner region of galaxies results in a fast disruption of the star clusters because of a stronger tidal field in the inner region of the galaxy. This effect is not negligible for the disruption timescale of star clusters in galactic disks. Stars stripped from clusters form tidal tails which spread over 1–2 kpc. While the spatial distribution of tidal tails change in a complicated way due to the non-steady spiral arms, the velocity distribution conserve well even if the tidal tails are located at a few kpc from their parent clusters. Tidal tails of clusters in galactic disks might be detected using velocity plots.

Key words: galaxies: star clusters — galaxies:spiral — galaxies: kinematics and dynamics — methods: N-body simulations

1 INTRODUCTION

Star clusters are one of the fundamental building blocks of galactic disks because most stars are formed in star clusters (Lada & Lada 2003). In disk galaxies, new clusters born in galactic disks travel in their host disks experiencing disruptions and supply new stars to the disks. The disruption of clusters is caused by the tidal force from their host galaxy and also the internal evolution of star clusters themselves such as dynamical evolution, mass loss due to the stellar evolution, and gas expulsion (Fukushige & Heggie 2000; Baumgardt & Makino 2003; Dehnen et al. 2004; Capuzzo Dolcetta et al. 2005; Lamers et al. 2005; Baumgardt et al. 2008; Gieles et al. 2011).

Non-axisymmetric structures in galactic disks, such as spiral arms (Gieles et al. 2007) and bars (Berentzen & Athanassoula 2012), have also been expected to play important roles for the dynamical disruption

of clusters. For example, Gieles et al. (2007) investigated the effect of spiral-arm passages on the evolution of star clusters assumed to rotate in a fixed pattern speed, as in the stationary density wave theory (Lin & Shu 1964; Bertin & Lin 1996). However, self-consistent simulations of galactic disks have shown that self-excited spiral arms are not stationary regardless of the existence of gas (or some kind of dissipation) (Sellwood & Carlberg 1984; Sellwood & Binney 2002; Bottema 2003; Baba et al. 2009; Fujii et al. 2011; Sellwood 2011; Wada et al. 2011; Grand et al. 2012; Baba et al. 2012). Such non-steady spiral arms do not have a single pattern speed but roughly follow the galactic rotation (Wada et al. 2011; Grand et al. 2012). Therefore, these arms scatter stars everywhere in the disk by the co-rotation resonance (Sellwood & Binney 2002; Grand et al. 2012; Baba et al. 2012). Non-steady spiral arms change the gravitational fields around star clusters chaotically rather than periodically as in the stationary density waves.

In order to know the dynamical evolution of star clusters in galactic disks with non-steady spiral arms, we need to model both star clusters and galactic disks as N -body

\star E-mail: fujii@strw.leidenuniv.nl(MSF); baba.j.ab@m.titech.ac.jp(JB)

fujii@strw.leidenuniv.nl(MSF);

(“live”) systems. Such self-consistent N -body simulations are technically more difficult than those with rigid potential disks because the dynamical timescale of star clusters is much shorter than that of galactic disks and a large number of particles are required for the modeling of the disks (Fujii et al. 2011). We solve this problem using a direct-tree hybrid code, Bridge (Fujii et al. 2007).

In this letter, we perform self-consistent N -body simulations of star clusters in live disks using Bridge and demonstrate that the angular-momentum exchange between star clusters and spiral arms causes the radial migration of star clusters of a few kpc from their initial galacto-centric radii. The migration timescale is shorter than the galactic rotation timescale, i.e., a few hundred Myr. The radial migration causes the tidal disruption of star clusters bringing them to closer to the galactic center. Star clusters lose their mass in their perigalacticon passage, and their tidal tails spread over a few kpc. We also find that tidal-tail stars stay close to their parent clusters in their velocity space even if they are already a few kpc from the parent cluster. The tidal tail of young clusters might be detectable using their velocities.

2 N -BODY SIMULATIONS

We performed a series of N -body simulations of star clusters embedded in a live galactic disk with spiral arms. We modeled both the disk and the clusters as N -body systems, but the halo is modeled as a potential. We set up the disks following models used in Fujii et al. (2011). We adopted an exponential disk model with a total disk mass of $3.2 \times 10^{10} M_\odot$ with 3×10^6 (3M) particles and as a consequence the mass of a disk-particle is $\sim 10^4 M_\odot$. The scale radius and scale height of the disk are 3.4 kpc and 0.34 kpc, respectively. For the dark matter halo, we adopted the NFW model (Navarro et al. 1997) with the concentration parameter of the halo, $c = 10$. The virial radius and the mass of the halo are 122 kpc and $6.4 \times 10^{11} M_\odot$. We modeled star clusters as a King model with the dimensionless central potential $W_0 = 3$ (King 1966). We adopted a total cluster mass of $10^5 M_\odot$ and a half-mass radius of 8 pc, and therefore the tidal radius is 30 pc. Our model is similar to young massive clusters in M51 and M82 (see Figure 9 in Portegies Zwart et al. (2010)) rather than those in the Milky Way disk, which are more compact and therefore would be tidally disrupted less than our model. Included the stellar evolution, however, the Milky-Way clusters might expand a factor of 5–10 in the first 10 Myr as seen in observations (see Figure 8 in Portegies Zwart et al. (2010)). We used 8192 (8k) equal-mass particles for the cluster.

We first integrated only the disk up to 5 Gyr, in which self-excited spiral arms fully developed from the initial Poisson noise due to the swing amplification. Then, we detected dense regions in the disk using the procedure below and put star clusters in the dense regions assuming that they are born there. We detected disk particles whose eighth-nearest-neighbor position is closer than 70% of the Jacobi radius of a cluster with $10^5 M_\odot$. We chose the densest position from the detected locations and rejected other candidates within five Jacobi radii from the selected one in order to avoid that star clusters initially collide with each other. Repeating this procedure, we chose 97 positions in a spiral arm in 4–10

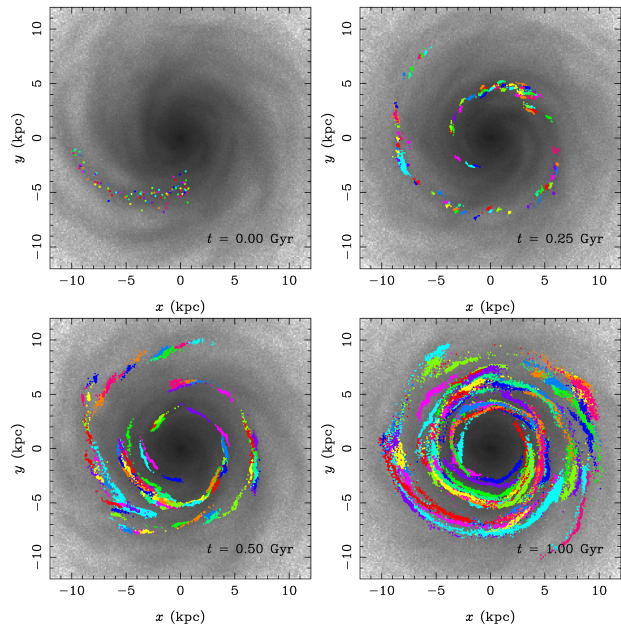


Figure 1. Snapshots of the initial condition and at 0.25, 0.5, and 1 Gyr. Gray scale shows the column density of the disk, and color points indicate cluster particles. Since these are only twelve colors but 97 clusters, we plot several clusters with the same color. The color points are as large as the cluster size to make the points visible. More than 80% of cluster-particles are still bound at 1 Gyr.

kpc from the galactic center. The initial positions of the star clusters are shown in the top left panel of Figure 1. We adopted the center-of-mass velocity of the eight neighbors as the cluster velocity.

The initial radial, azimuthal, and vertical velocity dispersion among the star clusters are 10.2 , 7.7 , and 7.5 km s^{-1} , respectively. Although these values are smaller than the mean of the disk stars (19 , 14 , and 14 km s^{-1} at 8 kpc respectively), star clusters would have rather smaller velocity dispersion than those of old stars if we assume that star clusters form from giant molecular clouds as is observed in the Milky Way (the Geneva-Copenhagen Survey of the Solar Neighborhood; Holmberg et al. 2009).

The simulations are performed using a direct-tree hybrid code, Bridge (Fujii et al. 2007). In Bridge, only the inner motion of star clusters are integrated using a direct N -body code and the other interactions are integrated using a tree code (Barnes & Hut 1986). We adopted a sixth-order Hermite scheme for the direct method (Nitadori & Makino 2008) without any softening and with an accuracy parameter of 0.9. For the disk particles, the gravitational potential is softened using Plummer softening with a length of 10 pc. We adopted an opening angle of 0.4 with the center-of-mass approximation and a time step of 0.29 Myr for the tree code.

3 RESULTS

3.1 Radial migration of star clusters

Figure 1 shows the time evolution of the star clusters and disk. Although each spiral arm looks like a single coher-

ent structure in each snapshot, it is transient and recurrent. They are wound up due to the differential rotation of the galactic disk and break up into multiple segments with a few kpc-scale, but the segments reconnect and form new long coherent arms (see online material movie).

The orbits of star clusters in such transient spiral arms are complicated rather than a simple epicyclic motion. The motion of star clusters in spiral arms is similar to that of gas and stars in the disk as shown in Wada et al. (2011); Grand et al. (2012). Clusters tend to stay in or close to spiral arms and migrate along the arms. One of the orbits (the distance from the galactic center) obtained from our simulation is shown in the top left panel of Figure 2 (see also online material movie). The cluster is initially located at around 9 kpc and migrates inward down to around 6.5 kpc losing its angular momentum, but it migrates outward up again to 8.5 kpc (see the top left panel in Figure 2).

Such radial migration is caused by the dynamical interaction between star clusters and spiral arms. The bottom left panel of Figure 2 shows time evolution of the azimuthal force from the disk on the star cluster. The cluster loses its angular momentum, when it is moving ahead of a spiral arm (see top right panel of Figure 2, in which spiral arms are moving from right to left). On the other hand, the star cluster gains angular momentum, when it is moving behind a spiral arm (see middle right panel of Figure 2). The angular momentum of clusters does not change when clusters are located at just the middle of two arms (see bottom right panel of figure 2). Thus, star clusters in non-steady disks lose or gain angular momentum and as a result migrate a few kpc from their initial positions.

Such angular-momentum changes occur for all star clusters. The clusters in our simulation lost or gained at most $\sim 50\%$ of their initial angular momenta within 1 Gyr, which corresponds to radial migration of a few kpc. The angular-momentum change in the clusters is similar to that of stars investigated in simulations of stellar disks (Sellwood & Binney 2002; Roškar et al. 2008; Grand et al. 2012; Baba et al. 2012). Since star clusters in transient spiral arms migrate a few kpc in their galactic rotation timescale, i.e., a few hundred Myr, open clusters in the Galactic disk older than ~ 100 Myr are expected to have already migrated from their initial galactocentric radii.

This rapid migration of star clusters may also change our understanding of the evolution of the Galactic disk. Indeed open clusters in the Milky Way disk have been used as tracers for the dynamical and chemical evolution of the Galactic disk (Friel & Janes 1993; Chen et al. 2003; Magrini et al. 2009, e.g.). In these studies, the spiral arms are considered to be stationary density waves, but these results might change in non-steady arms.

Another important effect of the radial migration is the tidal disruption of star clusters due to the smaller Jacobi radii at smaller distance from the galactic center. In our models it changes from 64 pc at 8 kpc to 45 pc at 4 kpc. In Figure 3 we see a clear correlation between the bound mass at the end of our simulation (1.5 Gyr) and the minimum perigalacticon distance of the clusters. In our simulation, clusters lose masses mainly during their perigalacticon passages, and therefore the mass loss becomes larger when they migrate inward. However, internal heating due to the passage of spiral arms (Gieles et al. 2007) does not work

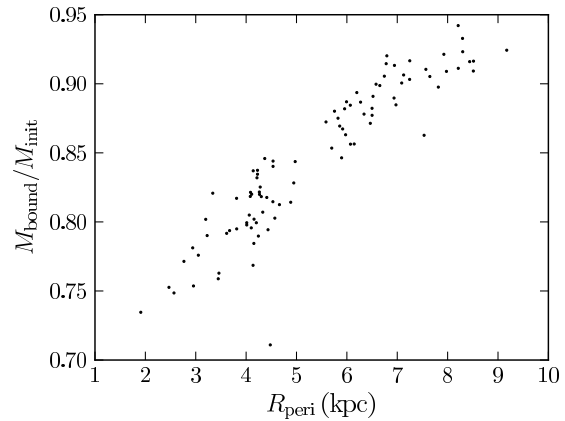


Figure 3. The relation between the bound mass at 1.5 Gyr normalized by the initial mass and the minimum perigalacticon distance.

efficiently in the case of transient arms, because both star clusters and spiral arms are always corotating.

3.2 Tidal tails

Stars tidally stripped from their parent clusters form tidal tails spreading over a few kpc (see Figure 1). Their shapes are more complicated than those in simple spherical external potentials and change in time. When star clusters migrate from apogalacticon to perigalacticon, they move along a spiral arm, and their tidal tails also elongate along the spiral arm. When clusters are in the other phases (e.g., perigalacticon or apogalacticon), the tails come closer to the parent cluster again even if they are no longer bound to the cluster (see top right panel of Figure 2). This behavior is similar to that in the case in axisymmetric external potentials (Capuzzo Dolcetta et al. 2005).

Figure 4 shows spacial (left) and velocity (right) distributions of two clusters. The cluster shown in the top panels is at its perigalacticon passage, and the one in the bottom panels is moving from its perigalacticon to apogalacticon. The cluster shown in the top panels is the same as that shown in Figure 2. In spacial distribution plots (left panels in Figure 4), cluster particles (crosses) show tidal tails spreading over a few kpc which are close to the orbits (black dotted curves) or the circular orbits at the positions of the clusters (black dashed curve). In spite of such a large spatial distribution, we find that the tidal-tail stars still remain close to their parent clusters in velocity space. In the right panels, we plot the position of cluster stars in v_R - v_ϕ space as crosses. Colors in both panels indicate the velocity deviation from the parent clusters; blue, red, green, and black indicate <2 , 2–5, 5–7, and >7 km s $^{-1}$, respectively. We also plot disk particles within 1 kpc from the cluster center (cyan points). In contrast to the cluster particles, the disk particles have a larger distribution in the velocity spaces. In spatial plots we plot disk particle which are within 1 kpc from the cluster center and have velocity deviation of <5 km s $^{-1}$ in the velocity space (cyan points). If we detect star cluster tails using only their velocities, these stars would be detected as

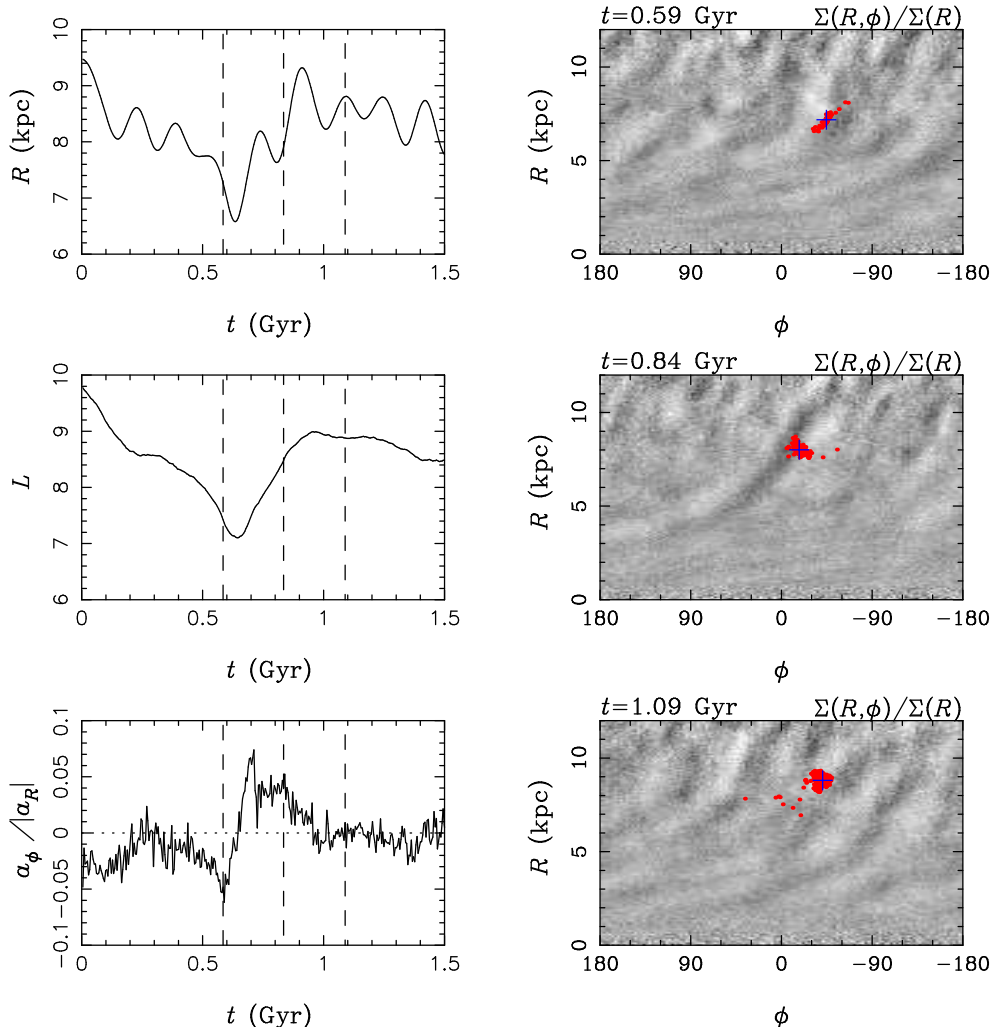


Figure 2. *Left column:* Evolution of a star cluster. Top: radial distance from the galactic center. Middle: angular momentum. Bottom: the force in azimuthal direction from the disk on the cluster normalized by the force in radial direction. *Right column:* position of the cluster particles (red points) and the center of mass (blue cross) and the column density of spiral arms in the $R - \phi$ plane at the times indicated by dashed lines in the left column. From top to bottom the star cluster is located inter, forward, and behind a spiral arm, respectively.

contamination. They are located randomly in spatial plots, while star cluster particles distribute in tidal tails.

4 SUMMARY

We performed a series of N -body simulations of star clusters in live stellar disks with multiple spiral arms. In these simulations, both galactic disks and star clusters are modeled as N -body systems and integrated self-consistently. Our results show that star clusters migrate radially a few kpc in the time scale of their orbital period in the disk (a few 100 Myr) because of the angular-momentum exchange with transient spiral arms. The angular-momentum change of the clusters is at most $\sim 50\%$ of the initial angular momentum within 1 Gyr.

In the case of non-steady transient spiral arms, the radial migration strongly affects the tidal disruption of star clusters because star clusters lose more mass when they ap-

proach the galactic center due to the smaller Jacobi radii. This kind of disruption mechanism does not appear in stationary density waves. The heating due to the non-steady (corotating) spiral-arm passage would not be as strong as that by the density-wave spiral arms, because the adiabatic change of the energy due to the slow passages of spiral arms suppresses the heating per passage, and the number of spiral passages is quite few (see the corotation case in Figure 8 in Gieles et al. (2007)). Furthermore, the radial migration of star clusters can carry stars far from their original orbital radii and finally the distribution of stars would be much wider than those in the case of the density waves (Bland-Hawthorn et al. 2010).

With transient spiral arms, star clusters and their tidal tails tend to stay in or close to spiral arms. The shape of tidal tails of clusters change in a complicated way in time compared to those in a smooth tidal field like a halo potential. When a star cluster approach the galactic center, star

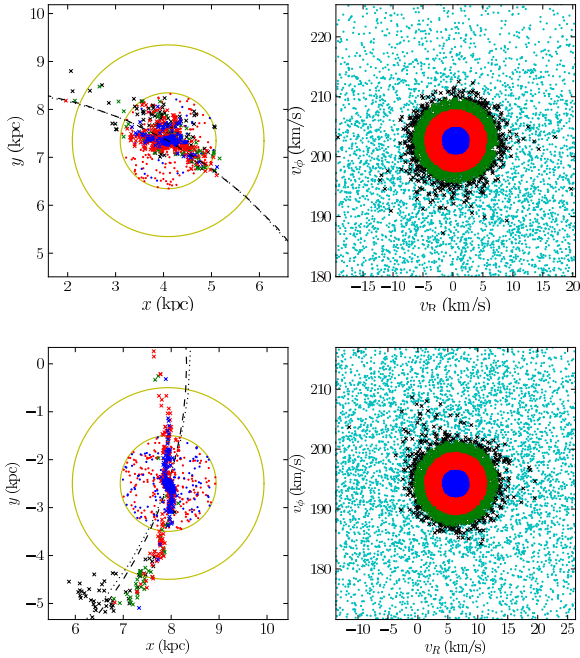


Figure 4. Distribution of cluster particles and disk particles around clusters in x - y plane (left) and v_R - v_ϕ phase (right). The cluster shown in the top panels is the same one shown in Figure 2 at a time of 1.75 Gyr, when the cluster is located at its perigalacticon. The bottom panels show a cluster, which is moving from its perigalacticon to apogalacticon at a time of 1 Gyr. Crosses and points indicate cluster and disk particles, respectively. In the left panels, colors indicate the velocity shown in right panels. Black dotted and dashed curves show orbits obtained from the simulation and circular orbits at the distance of the cluster from the galactic center, respectively. Yellow circles show the 1 and 2 kpc radius from the center-of-mass position of the cluster. In the right panels, blue, red, green, and black crosses indicate cluster particles with <2 , 2–5, 5–7, and >7 km s $^{-1}$ from the mean velocity of the cluster particles. Cyan points indicate disk particles which are located within 1 kpc from the cluster center. Disk particles which are located within 1 kpc and have velocities <2 and 2–5 km s $^{-1}$ from the mean velocity of the cluster are shown in the left panels as blue and red points, respectively.

clusters move along a spiral arm as is the case of stars and gas moving in spiral arms. In this phase, the tidal tails also spread along the spiral arm. During the apogalacticon passage, on the other hand, the tidal tails are compressed and distribute around 1 kpc from the cluster even though they are unbound. The tidal tails of clusters might be detectable even if they spread over a few kpc, because the tidal-tail stars still remain very close to the cluster in velocity space after they become unbound. If we know the velocity of stars, we might be able to detect the tidal tails of star clusters in the Galactic disk using a future astrometry such as *Gaia* and *JASMINE*.

ACKNOWLEDGMENTS

The authors thank Dan Caputo and Jeroen Bédorf for careful reading of the manuscript. This work was supported by

Postdoctoral Fellowship for Research Abroad of the Japan Society for the Promotion of Science (JSPS) and HPCI Strategic Program Field 5 “The Origin of Matter and the Universe.” Numerical computations were carried out on GRAPE-DR at the Center for Computational Astrophysics (CfCA) of the National Astronomical Observatory of Japan and the Little Green Machine at Leiden University.

REFERENCES

- Baba, J., Asaki, Y., Makino, J., et al. 2009, *ApJ*, 706, 471
- Baba, J., Saitoh, T. R., Wada, K., 2012, submitted to *ApJ*.
- Barnes, J., Hut, P. 1986, *Nature*, 324, 446
- Baumgardt, H., Makino, J. 2003, *MNRAS*, 340, 227
- Baumgardt, H., Kroupa, P., & Parmentier, G. 2008, *MNRAS*, 384, 1231
- Berentzen, I., Athanassoula, E. 2012, *MNRAS*, 419, 3244
- Bertin, G., Lin, C. C., “Spiral structure in galaxies a density wave theory”, Publisher: Cambridge, MA MIT Press, 1996
- Bland-Hawthorn, J., Krumholz, M. R., Freeman, K. 2010, *ApJ*, 713, 166
- Bottema, R. 2003, *MNRAS*, 344, 358
- Capuzzo Dolcetta, R., Di Matteo, P., Miocchi, P. 2005, *AJ*, 129, 1906
- Chen, L., Hou, J. L., Wang, J. J. 2003, *AJ*, 125, 1397
- Dehnen, W., Odenkirchen, M., Grebel, E. K., Rix, H.-W. 2004, *AJ*, 127, 2753
- Fujii, M., Iwasawa, M., Funato, Y., Makino, J. 2007, *PASJ*, 59, 1095
- Fujii, M. S., Baba, J., Saitoh, T. R., et al. 2011, *ApJ*, 730, 109
- Fukushige, T., Heggie, D. C. 2000, *MNRAS*, 318, 753
- Friel, E. D., Janes, K. A. 1993, *A&A*, 267, 75
- Gieles, M., Athanassoula, E., Portegies Zwart, S. F., 2007, *MNRAS*, 376, 809
- Gieles, M., Heggie, D. C., Zhao, H. 2011, *MNRAS*, 413, 2509
- Grand, R. J. J., Kawata, D., Cropper, M. 2011, *MNRAS*, 421, 1529
- Holmberg, J., Nordström, B., Andersen, J. 2009, *A&A*, 501, 941
- King, I. R. 1966, *AJ*, 71, 64
- Lada, C. J., Lada, E. A. 2003, *ARA&A*, 41, 57
- Lamers, H. J. G. L. M., Gieles, M., Bastian, N., et al. 2005, *A&A*, 441, 117
- Lin, C. C., Shu, F. H. 1964, *ApJ*, 140, 646
- Magrini, L., Sestito, P., Randich, S., Galli, D. 2009, *A&A*, 494, 95
- Navarro, J. F., Frenk, C. S., White, S. D. M. 1997, *ApJ*, 490, 493
- Nitadori, K., & Makino, J. 2008, *New Astronomy*, 13, 498
- Portegies Zwart, S. F., McMillan, S. L. W., & Gieles, M. 2010, *ARA&A*, 48, 431
- Roškar, R., Debattista, V. P., Stinson, G. S., et al. 2008, *ApJL*, 675, L65
- Sellwood, J. A., & Carlberg, R. G. 1984, *ApJ*, 282, 61
- Sellwood, J. A., Binney, J. J. 2002, *MNRAS*, 336, 785
- Sellwood, J. A. 2011, *MNRAS*, 410, 1637
- Wada, K., Baba, J., Saitoh, T. R. 2011, *ApJ*, 735, 1

This paper has been typeset from a \TeX / \LaTeX file prepared by the author.